


Fuel Pumps





US Motor Works has combined the strengths of a technologically oriented manufacturer, superior sales and service organization with a sophisticated global distribution network to keep our company on the forefront of the automotive marketplace.

With the focus of providing Automotive and Heavy-Duty engine parts and components, US Motor Works is constantly looking for ways to support its customers by increasing the availability of quality parts and components. Currently, US Motor Works manufactures a complete line of Automotive Cooling parts, Fuel Pumps and Heavy-Duty parts.

Precision engineering and manufacturing are essential to creating quality products you can depend on. At US Motor Works, quality begins with highly skilled engineers utilizing materials that meet or exceed OEM specifications, highly complex computer assisted design tools and state of the art equipment to manufacture premium parts.

Our specially trained technician's apply stringent quality control standards utilizing sophisticated technology to make sure that all US Motor Works products meet the rigorous demands of our customers. When you buy US Motor Works manufactured items, you are investing in technology that has been meticulously engineered, manufactured from the highest quality materials and thoroughly tested to assure accuracy, reliability and workmanship.

With more than 100 years of combined experience, we are committed to providing an extensive line of high quality products, the finest customer service and the best support program available in the automotive and heavy-duty market.



WARRANTY POLICY

US Motor Works, LLC

- USMW brand of US Motor Works, LLC products are warranted to be free from defects in material and manufacture, under normal use and service
- US Motor Works coverage will extend a full 12 months from the date of installation in an engine regardless of mileage or hours.
- US Motor Works will cover (replace free of charge or pay for) all labor and parts needed to repair the warrantable failure, including progressive damage to the engine concerned.

Conditions of the warranty are:

1. US Motor Works must be notified by the customer before filing a warranty claim.
2. All warranty claims must be in writing and US Motor Works reserves the right to examine every single engine or part subject to a claim under this warranty
3. Price of parts will be based on the US Motor Works current price list or other accepted suppliers at US Motor Work's option. Cost of labor will be of reasonable hourly flat rate (overtime or holiday rates are not accepted).

The warranty is also subject to the following limitations:

1. The provisions of this warranty shall not apply to any US Motor Works (USMW) brand part altered from its original specification (including but not limited to alterations in packaging and/or markings) or which has been misused, exposed to weather conditions, negligence or damage by accident.
2. The warranty shall be null and void, if the engine or vehicle is not maintained to the suggested OEM level. All receipts and record should be accounted for in the event it is requested for the warranty analysis.
3. This warranty is provided solely to direct customers of the US Motor Works and not any other party. It is the only agreement or obligation of US Motor Works. All other warranties, expressed or implied, including the warranties of merchantability and/or fitness for a particular purpose, are excluded.

US Motor Works, LLC

14722 Anson Ave.

Santa Fe Springs, CA 90670 USA

Tel (562) 404-0488 Fax (562) 404-8770

www.usmotorworks.com

FUEL PUMPS

USMW Electric Fuel Pumps (modules, rebuild kits and in-tank fuel pumps) are designed with quality in mind. All product applications have been designed and tested to meet or exceed original equipment specifications. Our electric fuel pump kits contain all of the components and strainers needed to cover the largest range of applications possible with each kit.



GENERAL FEATURES:

- * 100% tested for flow and voltage to our high quality standards.
- * Designed and manufactured with the best NEW electrical connectors to ensure trouble-free performance.
- * Every Fuel Pump Module is supplied with a pigtail and other accessories necessary to properly complete the installation.
- * Manufactured to original specifications for proper fit and easy installation.




TABLE OF CONTENTS

Application Guide	4
Buyer's Guide222
Strainer Guide259
Installation Instructions267
Pressure and Flow Specifications271
Cross Reference280
Identification Guide305
Strainer Identification Guide336

All Manufacturers names, numbers, symbols and descriptions are used for reference purposes only, and in no way does it imply that any parts listed in this catalog are the products of these manufacturers.



USMW 
Professional Series



FUEL PUMP APPLICATION GUIDE

USMW
Professional Series

ACURA	5	MINISUBISHI	169
ALFA ROMEO	6	MINISUBISHI TRUCK	172
AM GENERAL.....	6	NISSAN	172
AMC	7	NISSAN/DATSUN TRUCK.....	178
AUDI	7	OLDSMOBILE.....	178
BMW	10	PEUGEOT	184
BUICK.....	14	PLYMOUTH.....	186
CADILLAC	20	PLYMOUTH TRUCK.....	189
CHEVROLET.....	22	PONTIAC	190
CHEVROLET TRUCK.....	52	RENAULT	196
CHRYSLER.....	54	SAAB	197
CHRYSLER TRUCK	59	SATURN.....	198
DAEWOO.....	60	SCION	200
DAIHATSU	60	SEAT	200
DODGE	60	STERLING	200
DODGE TRUCK.....	78	SUBARU	200
EAGLE	79	SUZUKI.....	203
FIAT.....	80	TOYOTA.....	205
FIAT TRUCK.....	80	TOYOTA TRUCK.....	211
FORD.....	80	VOLKSWAGEN	211
FORD TRUCK.....	114	VOLKSWAGEN TRUCK	218
FREIGHTLINER.....	116	VOLVO	218
GEO.....	116	UNIVERSALS.....	221
GMC	116		
GMC TRUCK	137		
HONDA.....	137		
HYUNDAI	142		
INFINITI	143		
ISUZU.....	144		
JAGUAR.....	146		
JEEP	147		
KIA	153		
LEXUS.....	155		
LINCOLN.....	155		
MAZDA.....	158		
MERCEDES-BENZ.....	161		
MERCURY	165		
MERKUR	169		
MG	169		
MINI.....	169		

Model Years	Engine Liters	Cubic Inches	Application Description	Fuel Pump Assembly	Fuel Pump Kit
ACURA					
CL					
1997	L4-2.2L	134	F22B1 Desig.	USEP8349H	USEP8229
1998-1999	L4-2.3L	140	F23A1 Desig.	USEP8353H	USEP8229
1997-1999	V6-3.0L	182	J30A1 Desig.	USEP8353H	USEP8229
2001	V6-3.2L	195	J32A1 Desig.; Premium		USEP8229
2001-2003	V6-3.2L	195	J32A2 Desig.; Type-S		USEP2158
2002	V6-3.2L	195	J32A1 Desig.		USEP8229
2003	V6-3.2L	195	J32A1 Desig.		USEP2158
INTEGRA					
1986-1989	L4-1.6L	97	LS; External Pump		USEP8000
1986-1989	L4-1.6L	97	RS; External Pump		USEP8000
1987-1988	L4-1.6L	97	LS Special Edition; External Pump		USEP8000
1992-1993	L4-1.7L	105	B17A1 Desig.; GS-R	USEP8334H	USEP8119
1990-1991	L4-1.8L	109	GS	USEP8334H	USEP8119
1990-1991	L4-1.8L	109	LS	USEP8334H	USEP8119
1990-1991	L4-1.8L	109	RS	USEP8334H	USEP8119
1992-1993	L4-1.8L	109	B18A1 Desig.; GS	USEP8334H	USEP8119
1992-1993	L4-1.8L	109	B18A1 Desig.; LS	USEP8334H	USEP8119
1992-1993	L4-1.8L	109	B18A1 Desig.; RS	USEP8334H	USEP8119
1994-1995	L4-1.8L	109	B18C1 Desig.; GS-R	USEP8253H	USEP8271
1994-1995	L4-1.8L	109	B18B1 Desig.; LS	USEP8338H	USEP8335
1994-1995	L4-1.8L	109	B18B1 Desig.; RS	USEP8338H	USEP8335
1995	L4-1.8L	109	B18B1 Desig.; Special Edition	USEP8338H	USEP8335
1996	L4-1.8L	109	B18B1 Desig.; Special Edition	USEP8341H	USEP8229
1996-1997	L4-1.8L	109	B18C1 Desig.; GS-R	USEP8345H	USEP8335
1996-1998	L4-1.8L	109	B18B1 Desig.; RS	USEP8341H	USEP8229
1996-1999	L4-1.8L	109	B18B1 Desig.; LS	USEP8341H	USEP8229
1997	L4-1.8L	109	B18C5 Desig.; Type R	USEP8345H	USEP8335
1997-1999	L4-1.8L	109	B18B1 Desig.; GS	USEP8341H	USEP8229
2000-2001	L4-1.8L	109	B18C1 Desig.; GS-R	USEP8341H	USEP8229
2000-2001	L4-1.8L	109	B18C5 Desig.; Type R	USEP8341H	USEP8229
LEGEND					
1986	V6-2.5L	151			USEP8023
1987	V6-2.5L	151	C25A1 Desig.; L		USEP8023
1987	V6-2.7L	167	C27A1 Desig.; Coupe; L		USEP8023
1987	V6-2.7L	167	C27A1 Desig.; Coupe; LS		USEP8023
1987	V6-2.7L	167	C27A1 Desig.; L; Sedan		USEP8023
1987	V6-2.7L	167	C27A1 Desig.; LS; Sedan		USEP8023
1988	V6-2.7L	167	Coupe; L		USEP8023
1988	V6-2.7L	167	Coupe; LS		USEP8023
1988	V6-2.7L	167	L; Sedan		USEP8023
1988	V6-2.7L	167	LS; Sedan		USEP8023
1989-1990	V6-2.7L	167	L		USEP8023
1989-1990	V6-2.7L	167	LS		USEP8023
1989-1990	V6-2.7L	167			USEP8023
1991-1993	V6-3.2L	195	Sedan	USEP8333H	USEP8023
1991-1995	V6-3.2L	195	L; Sedan	USEP8333H	USEP8023
1991-1995	V6-3.2L	195	LS; Sedan	USEP8333H	USEP8023
1991-1995	V6-3.2L	195	Coupe; L	USEP8252H	USEP8271
1991-1995	V6-3.2L	195	Coupe; LS	USEP8252H	USEP8271
1994-1995	V6-3.2L	195	GS; Sedan	USEP8252H	USEP8271
1995	V6-3.2L	195	SE; Sedan	USEP8333H	USEP8023
1995	V6-3.2L	195	SE; Coupe	USEP8252H	USEP8271
MDX					
2001	V6-3.5L	215	Touring		USEP8335
2002	V6-3.5L	215			USEP8335
2003-2005	V6-3.5L	215	Touring		USEP8513
2003-2005	V6-3.5L	215			USEP8513
2006	V6-3.5L	215	Touring	USEP8657M	
2006	V6-3.5L	215		USEP8657M	
NSX					
1991-1994	V6-3.0L	182			USEP8119
1995-1996	V6-3.0L	182	T		USEP8119
1995-1996	V6-3.0L	182			USEP8119
1997-1999	V6-3.0L	182	C30A1 Desig.		USEP8119
1997-1999	V6-3.0L	182	C30A1 Desig.; T		USEP8119
2000-2005	V6-3.0L	182	C30A1 Desig.		USEP8119



FUEL PUMP APPLICATION GUIDE

USMW
Professional Series

Model Years	Engine Liters	Cubic Inches	Application Description	Fuel Pump Assembly	Fuel Pump Kit
1997-1999	V6-3.2L	195	C32B1 Desig.		USEP8119
1997-1999	V6-3.2L	195	C32B1 Desig.; T		USEP8119
1999	V6-3.2L	195	Alex Zanardi Edition; C32B1 Desig.		USEP8119
2000-2005	V6-3.2L	195	C32B1 Desig.		USEP8119
RL					
1996-1999	V6-3.5L	215			USEP8271
2000-2004	V6-3.5L	215			USEP8335
SLX					
1996-1997	V6-3.2L	195			USEP8229
1998-1999	V6-3.5L	215		USEP8399H	USEP8335
TL					
1995	L5-2.5L	151		USEP8347H	USEP8229
1996-1998	L5-2.5L	151	G25A4 Desig.	USEP8347H	USEP8229
1996-1998	V6-3.2L	195	C32A6 Desig.	USEP8347H	USEP8229
1999-2001	V6-3.2L	195			USEP8229
2002-2003	V6-3.2L	195	J32A1 Desig.		USEP2158
2002-2003	V6-3.2L	195	J32A2 Desig.; Type-S		USEP2158
2004-2006	V6-3.2L	195			USEP8513
2007-2008	V6-3.2L	195	J32A3 Desig.		USEP8513
TSX					
2004-2008	L4-2.4L	146			USEP8513
VIGOR					
1992-1994	L5-2.5L	151	GS	USEP8331H	USEP8023
1992-1994	L5-2.5L	151	LS	USEP8331H	USEP8023
ALFA ROMEO					
147					
2002-2005	L4-2.0L	122	SOLD IN MEXICO; MFI DOHC		USEP12144
156					
2002-2004	L4-2.0L	122	SOLD IN MEXICO; MFI DOHC		USEP12144
164					
1991-1993	V6-3.0L	182	L		USEP8258
1991-1993	V6-3.0L	182	Sport		USEP8258
1994-1995	V6-3.0L	182	LS		USEP8258
1994-1995	V6-3.0L	182	Quadrifoglio		USEP8258
8C					
2008	V8-4.7L	285			USEP8149
GTV-6					
1985-1986	V6-2.5L	151	External Pump		USEP8149
MILANO					
1987	V6-2.5L	151	Silver; External Pump		USEP8149
1987-1988	V6-2.5L	151	Platinum; External Pump		USEP8149
1987-1989	V6-2.5L	151	Gold; External Pump		USEP8149
1988-1989	V6-3.0L	182	Verde; External Pump		USEP8149
SPIDER					
1985-1990	L4-2.0L	120	Graduate		USEP8149
1985-1990	L4-2.0L	120	Graduate; External Pump		USEP8149
1985-1994	L4-2.0L	120	Veloce		USEP8149
1985-1994	L4-2.0L	120	Veloce; External Pump		USEP8149
1986-1990	L4-2.0L	120	Quadrifoglio		USEP8149
1986-1990	L4-2.0L	120	Quadrifoglio; External Pump		USEP8149
1991-1994	L4-2.0L	120	External Pump		USEP8149
AM GENERAL					
HUMMER					
1995	V8-5.7L	350			USEP8149
1996	V8-5.7L	350			USEP8149
1992-1993	V8-6.2L	379	External Pump		USEP8149
1994	V8-6.5L	395	External Pump		USEP8149
1995	V8-6.5L	395	DIESEL; External Pump		USEP8149
1996	V8-6.5L	395	DIESEL; External Pump		USEP8149
1996	V8-6.5L	395	DIESEL; Turbocharged; External Pump		USEP8149
1997	V8-6.5L	395	External Pump		USEP8149
1997	V8-6.5L	395	Turbocharged; External Pump		USEP8149
1998	V8-6.5L	395	External Pump		USEP8149
1998	V8-6.5L	395	Turbocharged; External Pump		USEP8149
1999-2001	V8-6.5L	395	External Pump		USEP8149

Model Years	Engine Liters	Cubic Inches	Application Description	Fuel Pump Assembly	Fuel Pump Kit
AMC					
AMERICAN					
1969-1970	V6-3.3L	199	SOLD IN MEXICO; 1BL		USEP8004
1969-1970	V6-3.8L	232	SOLD IN MEXICO; 1BL		USEP8004
CLASSIC					
1966-1970	V6-3.3L	199	SOLD IN MEXICO; 1BL		USEP8004
1967-1970	V6-3.8L	232	SOLD IN MEXICO; 1BL		USEP8004
ENCORE					
1985-1986	L4-1.7L	104	SOLD IN MEXICO; 2BL		USEP8004
JAVELIN					
1968-1970	V6-4.6L	282	SOLD IN MEXICO; 2BL		USEP8004
AUDI					
90					
1996-1997	V6-2.8L	169	SOLD IN MEXICO; SFI		USEP8256
100					
1989	L5-2.3L	140	E		USEP8348
1989	L5-2.3L	140			USEP8348
1992-1993	V6-2.8L	170			USEP8222
1992-1994	V6-2.8L	170	CS		USEP8222
1992-1994	V6-2.8L	170	S		USEP8222
100 QUATTRO					
1989	L5-2.3L	140			USEP8348
1992	V6-2.8L	170			USEP8236
1993	V6-2.8L	170			USEP8222
1994	V6-2.8L	170			USEP8256
200					
1989	L5-2.2L	134			USEP8348
1990-1991	L5-2.2L	134			USEP8348
200 QUATTRO					
1989	L5-2.2L	134			USEP8348
1991	L5-2.2L	134	20v Avant; 3B Desig.		USEP8348
1991	L5-2.2L	134	Avant; MC Desig.		USEP8348
4000					
1985-1986	L4-1.8L	109	MG Desig.; External Pump		USEP8307
1987	L4-1.8L	109	External Pump		USEP8307
4000 QUATTRO					
1985	L5-2.2L	134	External Pump		USEP8307
1986-1987	L5-2.2L	134	CS; External Pump		USEP8307
5000					
1985	L5-2.2L	134	KZ Desig.; S		USEP8348
1986-1987	L5-2.2L	134	KZ Desig.; S		USEP8348
1986-1988	L5-2.2L	134	CS; MC Desig.; Turbocharged		USEP8348
1987	L5-2.2L	134	CS; MC Desig.; Turbocharged		USEP8390
1987-1988	L5-2.3L	140	NF Desig.; S; Bosch design		USEP8348
1987-1988	L5-2.3L	140	NF Desig.; S; Pierburg design		USEP8390
5000 QUATTRO					
1986	L5-2.2L	134			USEP8390
1987-1988	L5-2.2L	134	CS; MC Desig.; Turbocharged		USEP8390
1987-1988	L5-2.3L	140	NF Desig.; S		USEP8390
1988	L5-2.3L	140	NF Desig.; S		USEP8390
80					
1988-1989	L4-2.0L	122	FI		USEP8146
1988-1989	L4-2.0L	122	External Pump		USEP8307
1990	L4-2.0L	122	External Pump		USEP8307
1991-1992	L5-2.3L	140	External Pump		USEP8307
80 QUATTRO					
1988-1989	L5-2.3L	140	FI		USEP8146
1988-1989	L5-2.3L	140	External Pump		USEP8307
1990-1992	L5-2.3L	140	External Pump		USEP8307
90					
1988	L4-2.0L	122	FI		USEP8146
1988	L4-2.0L	122	3A Desig.; External Pump		USEP8307
1988	L5-2.3L	140	NG Desig.; External Pump		USEP8307
1988-1989	L5-2.3L	140	FI		USEP8146
1989	L5-2.3L	140	External Pump		USEP8307
1990-1991	L5-2.3L	140	External Pump		USEP8307



FUEL PUMP APPLICATION GUIDE

USMW
Professional Series

Model Years	Engine Liters	Cubic Inches	Application Description	Fuel Pump Assembly	Fuel Pump Kit
1993	V6-2.8L	170	CS		USEP8222
1993	V6-2.8L	170	S		USEP8222
1994	V6-2.8L	170	AAH Desig.; CS		USEP8256
1994	V6-2.8L	170	AAH Desig.; S		USEP8256
1994	V6-2.8L	170	AFC Desig.; CS		USEP8256
1994	V6-2.8L	170	AFC Desig.; S		USEP8256
1995	V6-2.8L	170	AAH Desig.		USEP8256
1995	V6-2.8L	170	AAH Desig.; Sport		USEP8256
1995	V6-2.8L	170	AFC Desig.		USEP8256
1995	V6-2.8L	170	AFC Desig.; Sport		USEP8256
90 QUATTRO					
1988-1989	L5-2.3L	140	FI		USEP8146
1988-1989	L5-2.3L	140	External Pump		USEP8307
1990-1991	L5-2.3L	140	External Pump		USEP8307
1993	V6-2.8L	170			USEP8222
1994	V6-2.8L	170			USEP8256
1995	V6-2.8L	170	Sport		USEP8256
1995	V6-2.8L	170			USEP8256
A3					
1999	L4-1.8L	107	SOLD IN MEXICO; VDO pump; Turbo		USEP8244
1997-2003	L4-1.8L	107	SOLD IN MEXICO; Turbo	USEP12057M	
2000-2001	L4-1.8L	107	SOLD IN MEXICO; With VDO pump; Turbo	USEP12050M	
2000-2003	L4-1.8L	107	SOLD IN MEXICO; With VDO pump; Turbo		USEP12024
2002-2004	L4-1.8L	108	SOLD IN MEXICO; With VDO pump; Turbo DOHC	USEP12050M	USEP12024
2008-2009	L4-1.8L	108	SOLD IN MEXICO; Turbo DOHC	USEP12057M	USEP12024
2005	L4-2.0L	121	SOLD IN MEXICO; SFI	USEP12050M	USEP12024
2005	L4-2.0L	122	SOLD IN MEXICO; Turbo DOHC	USEP12057M	USEP12024
2008	L4-2.0L	121	BPY Desig.; Turbocharged	USEP8833M	
2009	L4-2.0L	121	CBFA Desig.; Turbocharged	USEP8833M	
2009	L4-2.0L	121	CCTA Desig.; Turbocharged	USEP8833M	
A3 100 ANIV					
2010	L4-1.8L	108	SOLD IN MEXICO; Turbo DOHC	USEP12057M	USEP12024
A3 AMBIENTE					
2010-2011	L4-1.8L	108	SOLD IN MEXICO; Turbo DOHC	USEP12057M	USEP12024
A3 ATTRACTION					
2010-2011	L4-1.8L	108	SOLD IN MEXICO; Turbo DOHC	USEP12057M	USEP12024
A3 CABRIO					
2010	L4-1.8L	108	SOLD IN MEXICO; Turbo DOHC	USEP12057M	USEP12024
A3 SPORTBACK 100 ANIV					
2010	L4-1.8L	108	SOLD IN MEXICO; Turbo DOHC	USEP12057M	USEP12024
A3 SPORTBACK AMBIENTE					
2010-2011	L4-1.8L	108	SOLD IN MEXICO; Turbo DOHC	USEP12057M	USEP12024
A4					
1995	L4-1.8L	107	SOLD IN MEXICO; Turbo	USEP12147M	USEP12147
1997-1999	L4-1.8L	109	AEB Desig.; Turbocharged	USEP8294M	
2000	L4-1.8L	109	ATW Desig.; Turbocharged	USEP8294M	
2001	L4-1.8L	109	AWM Desig.; Turbocharged	USEP8294M	
2002	L4-1.8L	109	AMB Desig.; Turbocharged; External Pump	USEP8476M	
2003	L4-1.8L	109	AMB Desig.; Cabriolet; Turbocharged; External Pump	USEP8476M	
2003	L4-1.8L	109	AMB Desig.; Turbocharged; External Pump	USEP8476M	
2007-2009	L4-1.8L	108	SOLD IN MEXICO; Turbo DOHC	USEP12147M	USEP12147
1996	V6-2.8L	170		USEP8294M	
1997	V6-2.8L	170	AFC Desig.	USEP8294M	
1997	V6-2.8L	170	AHA Desig.	USEP8294M	
1998	V6-2.8L	170	AHA Desig.	USEP8294M	
1998	V6-2.8L	170	AHA Desig.; Avant	USEP8294M	
1999	V6-2.8L	170	AHA Desig.	USEP8294M	
2000-2001	V6-2.8L	170	ATQ Desig.	USEP8294M	
2002	V6-3.0L	182	AVK Desig.	USEP8476M	
2003	V6-3.0L	182	AVK Desig.; To 05/31/03	USEP8476M	
A4 100 ANIV					
2010	L4-1.8L	108	SOLD IN MEXICO; Turbo DOHC	USEP12147M	USEP12147
A4 30 ANIV QUATTRO					
2011	L4-2.0L	122	SOLD IN MEXICO; Turbo DOHC	USEP12147M	USEP12147
A4 ELITE QUATTRO					
2010-2011	V6-3.2L	195	SOLD IN MEXICO; SFI DOHC	USEP12147M	USEP12147
A4 LUXURY					
2010-2011	L4-1.8L	108	SOLD IN MEXICO; Turbo DOHC	USEP12147M	USEP12147

Model Years	Engine Liters	Cubic Inches	Application Description	Fuel Pump Assembly	Fuel Pump Kit
2010-2011	L4-2.0L	122	SOLD IN MEXICO; Turbo DOHC	USEP12147M	USEP12147
A4 LUXURY QUATTRO					
2010-2011	L4-2.0L	122	SOLD IN MEXICO; Turbo DOHC	USEP12147M	USEP12147
A4 QUATTRO					
1997	L4-1.8L	109	AEB Desig.; Turbocharged	USEP8293M	
1998-2000	L4-1.8L	109	AEB Desig.; Turbocharged	USEP8293M	
1999	L4-1.8L	109	AEB Desig.; Avant; Turbocharged	USEP8293M	
2000	L4-1.8L	109	ATW Desig.; Avant; Turbocharged	USEP8293M	
2000	L4-1.8L	109	ATW Desig.; Turbocharged	USEP8293M	
2001	L4-1.8L	109	AWM Desig.; Avant; Turbocharged	USEP8293M	
2001	L4-1.8L	109	AWM Desig.; Turbocharged	USEP8293M	
1996	V6-2.8L	170		USEP8293M	
1997	V6-2.8L	170	AFC Desig.	USEP8293M	
1998-1999	V6-2.8L	170	AHA Desig.	USEP8293M	
1998-1999	V6-2.8L	170	AHA Desig.; Avant	USEP8293M	
2000-2001	V6-2.8L	170	ATQ Desig.	USEP8293M	
2000-2001	V6-2.8L	170	ATQ Desig.; Avant	USEP8293M	
2002	V6-3.0L	182	AVK Desig.	USEP8476M	
2002	V6-3.0L	182	AVK Desig.; Avant	USEP8476M	
2003	V6-3.0L	182	AVK Desig.; Avant; To 05/31/03	USEP8476M	
2003	V6-3.0L	182	AVK Desig.; To 05/31/03	USEP8476M	
A4 SPORT					
2010-2011	L4-2.0L	122	SOLD IN MEXICO; Turbo DOHC	USEP12147M	USEP12147
A4 SPORT QUATTRO					
2010-2011	L4-2.0L	122	SOLD IN MEXICO; Turbo DOHC	USEP12147M	USEP12147
A4 TRENDY					
2010-2011	L4-1.8L	108	SOLD IN MEXICO; Turbo DOHC	USEP12147M	USEP12147
2010-2011	L4-2.0L	122	SOLD IN MEXICO; Turbo DOHC	USEP12147M	USEP12147
A6					
1995	V6-2.8L	170	AAH Desig.		USEP8256
1995	V6-2.8L	170	AFC Desig.		USEP8256
1996-1997	V6-2.8L	170			USEP8256
1998	V6-2.8L	170	AHA Desig.	USEP8368M	
1999-2001	V6-2.8L	170		USEP8368M	
2002-2004	V6-3.0L	182		USEP8368M	
2005-2006	V6-3.0L	182	SOLD IN MEXICO; SFI DOHC	USEP12148M	USEP8376
A6 QUATTRO					
2000-2002	V6-2.7L	167	APB Desig.; Turbocharged	USEP8384M	
2003-2004	V6-2.7L	167	BEL Desig.; Turbocharged	USEP8384M	
1995	V6-2.8L	170			USEP8256
1996-1997	V6-2.8L	170			USEP8256
1998	V6-2.8L	170	AFC Desig.		USEP8256
1998	V6-2.8L	170	AHA Desig.	USEP8384M	
1999	V6-2.8L	170	Avant	USEP8384M	
1999	V6-2.8L	170		USEP8384M	
2000-2001	V6-2.8L	170	ATQ Desig.	USEP8384M	
2000-2001	V6-2.8L	170	ATQ Desig.; Avant	USEP8384M	
2002-2004	V6-3.0L	182	AVK Desig.	USEP8384M	
2002-2004	V6-3.0L	182	AVK Desig.; Avant	USEP8384M	
2005-2006	V6-3.0L	182	SOLD IN MEXICO; SFI DOHC	USEP12148M	USEP8376
2005	V6-3.2L	195	BKH Desig.	USEP8765M	
2006	V6-3.2L	195	Avant; BKH Desig.	USEP8765M	
2006-2007	V6-3.2L	195	BKH Desig.;	USEP8765M	
2000	V8-4.2L	256	ART Desig.	USEP8384M	
2001-2004	V8-4.2L	256	AWN Desig.	USEP8384M	
2005	V8-4.2L	256	BNK Desig.	USEP8679M	
2006	V8-4.2L	256	BNK Desig.;	USEP8679M	
A8					
1997-1999	V8-3.7L	223		USEP8414M	
1996	V8-4.2L	255	SOLD IN MEXICO; SFI DOHC		USEP12149
A8 QUATTRO					
1997-2000	V8-4.2L	256		USEP8414M	
2001-2003	V8-4.2L	256	AKB Desig.;	USEP8414M	
2001-2003	V8-4.2L	256	AKB Desig.; L	USEP8414M	
2001-2003	V8-4.2L	256	AUX Desig.;	USEP8414M	
2001-2003	V8-4.2L	256	AUX Desig.; L	USEP8414M	
ALLROAD QUATTRO					
2001-2002	V6-2.7L	167		USEP8384M	



FUEL PUMP APPLICATION GUIDE

USMW
Professional Series

Model Years	Engine Liters	Cubic Inches	Application Description	Fuel Pump Assembly	Fuel Pump Kit
2003-2004	V6-2.7L	167	BEL Desig.; Turbocharged	USEP8384M	
2005	V6-2.7L	167	BEL Desig.; Turbocharged	USEP8384M	
2003-2005	V8-4.2L	256	BAS Desig.	USEP8384M	
CABRIOLET					
1994-1998	V6-2.8L	170	External Pump		USEP8307
1997	V6-2.8L	170	Sold in Mexico		USEP8307
COUPE					
1985-1986	L5-2.2L	134	External Pump		USEP8307
1987	L5-2.2L	134	KX Desig.; External Pump		USEP8307
1987	L5-2.3L	140	FI; GT		USEP8146
COUPE QUATTRO					
1990	L5-2.3L	140			USEP8348
1991	L5-2.3L	140			USEP8222
QUATTRO					
1985	L5-2.2L	134	External Pump		USEP8175
RS6					
2003-2004	V8-4.2L	256	External Pump	USEP8564M	
2003-2004	V8-4.2L	256		USEP8564M	
RS6 QUATTRO					
2004	V8-4.2L	256	SOLD IN MEXICO; Twin Turbo	USEP8564M	
S4					
1992	L5-2.2L	134			USEP8236
1993	L5-2.2L	134			USEP8222
1994	L5-2.2L	134			USEP8256
S6					
1995	L5-2.2L	134			USEP8256
2002-2003	V8-4.2L	256		USEP8384M	
S8					
2001-2003	V8-4.2L	256		USEP8414M	
TT					
2000	L4-1.8L	109		USEP8551M	
2001	L4-1.8L	109	ATC Desig.	USEP8551M	
2001	L4-1.8L	109	AWP Desig.	USEP8551M	
2002	L4-1.8L	109		USEP8551M	
2004-2006	L4-1.8L	109		USEP8551M	
2008	L4-2.0L	121	BPY Desig.	USEP8833M	
2009	L4-2.0L	121		USEP8833M	
V8 QUATTRO					
1990-1991	V8-3.6L	217			USEP8256
1992-1994	V8-4.2L	256			USEP8256
BMW					
325					
1997	L4-1.8L	110	SOLD IN MEXICO; FI		USEP8233
850					
1995	V12-5.0L	305	SOLD IN MEXICO; FI		USEP8132
318I					
1997	L4-1.8L	110	SOLD IN MEXICO; FI		USEP8233
1984-1985	L4-1.8L	107		USEP8141H	
1985	L4-1.8L	107	Exc.Pre-Supply Pump; External Pump		USEP7334
1985	L4-1.8L	107	External Pump; Pre-Supply Pump		USEP7334
1991	L4-1.8L	109	Sedan; 1.45 inch pump diameter		USEP3240
1991	L4-1.8L	109		USEP8138H	
1991-1992	L4-1.8L	109	External Pump		USEP7334
1991-1992	L4-1.8L	109	Convertible	USEP8138H	
1992	L4-1.8L	109	Sedan		USEP8233
1993-1995	L4-1.8L	109			USEP8233
1995	L4-1.8L	109			USEP8233
1996-1998	L4-1.9L	116			USEP8233
318IS					
1991	L4-1.8L	109	1.45 inch pump diameter		USEP3240
1992-1995	L4-1.8L	109			USEP8233
1996-1997	L4-1.9L	116			USEP8233
318TI					
1995	L4-1.8L	109			USEP8233
1996-1998	L4-1.9L	116			USEP8233
1999	L4-1.9L	116		USEP8415M	

Model Years	Engine Liters	Cubic Inches	Application Description	Fuel Pump Assembly	Fuel Pump Kit
320I					
2001-2005	L6-2.2L	132	SOLD IN MEXICO; FI DOHC	USEP8416M	
323CI					
2000	L6-2.5L	152		USEP8416M	USEP8233
323I					
1997	L6-2.5L	152	SOLD IN MEXICO; FI DOHC		USEP8233
2001	L6-2.5L	152	SOLD IN MEXICO; FI DOHC	USEP8416M	
1999-2000	L6-2.5L	152		USEP8416M	USEP8233
323IS					
1998-1999	L6-2.5L	152			USEP8233
325					
1986-1988	L6-2.7L	167	Exc.Pre-Supply Pump; External Pump		USEP7334
1986-1988	L6-2.7L	167	External Pump; Pre-Supply Pump		USEP7334
1986-1988	L6-2.7L	167		USEP8141H	
325CI					
2006	L6-2.5L	152		USEP8416M	USEP8233
2001-2002	L6-2.5L	152		USEP8416M	USEP8233
2003	L6-2.5L	152	M56 Desig.	USEP8416M	USEP8233
2003-2005	L6-2.5L	152	M54 Desig.	USEP8416M	USEP8233
325E					
1985	L6-2.7L	167			USEP7334
1985-1987	L6-2.7L	167	Exc.Pre-Supply Pump; External Pump		USEP7334
1985-1987	L6-2.7L	167	External Pump; Pre-Supply Pump		USEP7334
1985-1987	L6-2.7L	167		USEP8141H	
325ES					
1986-1987	L6-2.7L	167	Exc.Pre-Supply Pump; External Pump		USEP7334
1986-1987	L6-2.7L	167	External Pump; Pre-Supply Pump		USEP7334
1986-1987	L6-2.7L	167		USEP8141H	
325I					
1995	L4-1.8L	110	SOLD IN MEXICO; FI		USEP8233
1996	L4-1.8L	110	SOLD IN MEXICO; FI		USEP8233
2006	L6-2.5L	152	SOLD IN MEXICO; FI DOHC	USEP8688M	
1987	L6-2.5L	152	Exc.Pre-Supply Pump; External Pump		USEP7334
1987	L6-2.5L	152	External Pump; Pre-Supply Pump		USEP7334
1987	L6-2.5L	152		USEP8141H	
1988-1991	L6-2.5L	152		USEP8138H	
1992	L6-2.5L	152	M50 Desig.		USEP8233
1992-1993	L6-2.5L	152	M20 Desig.; External Pump		USEP7334
1992-1993	L6-2.5L	152	M20 Desig.	USEP8138H	
1993	L6-2.5L	152	M50TU Desig.		USEP8233
1994	L6-2.5L	152			USEP8233
1995	L6-2.5L	152	To 01/95		USEP8233
1996-2000	L6-2.5L	152	SOLD IN MEXICO; FI DOHC		USEP8233
2001-2002	L6-2.5L	152		USEP8416M	USEP8233
2003-2004	L6-2.5L	152	M56 Desig.	USEP8416M	USEP8233
2003-2005	L6-2.5L	152	M54 Desig.	USEP8416M	USEP8233
2005	L6-2.5L	152	M56 Desig.		USEP8233
2006	L6-2.5L	152		USEP8688M	
2006	L6-3.0L	182		USEP8688M	
325IS					
1987	L6-2.5L	152	Exc.Pre-Supply Pump; External Pump		USEP7334
1987	L6-2.5L	152	External Pump; Pre-Supply Pump		USEP7334
1987	L6-2.5L	152		USEP8141H	
1988-1990	L6-2.5L	152		USEP8138H	
1991	L6-2.5L	152			USEP8233
1992-1994	L6-2.5L	152			USEP8233
1995	L6-2.5L	152			USEP8233
325IX					
1988-1991	L6-2.5L	152		USEP8138H	
325XI					
2001-2005	L6-2.5L	152		USEP8416M	USEP8233
2006	L6-3.0L	182		USEP8688M	
328CI					
2000	L6-2.8L	170		USEP8416M	USEP8233
328I					
1999-2000	L6-2.8L	170		USEP8416M	USEP8233
2007-2009	L6-3.0L	182	N51B30A Desig.	USEP8688M	



FUEL PUMP APPLICATION GUIDE

USMW
Professional Series

Model Years	Engine Liters	Cubic Inches	Application Description	Fuel Pump Assembly	Fuel Pump Kit
328I XDRIVE					
2009	L6-3.0L	182	N51B30A Desig.	USEP8688M	
328IS					
1996-1999	L6-2.8L	170			USEP8233
328XI					
2007-2008	L6-3.0L	182	N51B30A Desig.	USEP8688M	
330CI					
2001-2003	L6-3.0L	182			USEP8233
2001-2006	L6-3.0L	182		USEP8416M	USEP8233
330I					
2001-2003	L6-3.0L	182			USEP8233
2001-2004	L6-3.0L	182		USEP8416M	USEP8233
2005	L6-3.0L	182		USEP8416M	USEP8233
2006	L6-3.0L	182		USEP8688M	
330XI					
2001-2005	L6-3.0L	182		USEP8416M	USEP8233
2006	L6-3.0L	182		USEP8688M	
524TD					
1987	L6-2.4L	149	SOLD IN MEXICO; Turbo Dsl		USEP2324
525I					
1986	L6-2.5L	152	SOLD IN MEXICO; FI DOHC		USEP8139
1989-1990	L6-2.5L	152		USEP8234M	USEP8139
1991-1995	L6-2.5L	152			USEP8139
2001-2003	L6-2.5L	152		USEP8442H	
2004-2005	L6-2.5L	152		USEP8524M	
525IT					
1993	L6-2.5L	152			USEP8139
528E					
1985	L6-2.7L	167			USEP7334
1985-1988	L6-2.7L	167	Exc.Pre-Supply Pump; External Pump		USEP7334
1985-1988	L6-2.7L	167	External Pump; Pre-Supply Pump		USEP7334
1985-1988	L6-2.7L	167		USEP8197H	
528I					
1997-2000	L6-2.8L	170		USEP8442H	
530I					
2001-2003	L6-3.0L	182		USEP8442H	
2004-2005	L6-3.0L	182		USEP8524M	
1994-1995	V8-3.0L	182			USEP8278
535I					
1985	L6-3.5L	215			USEP7334
1985-1988	L6-3.5L	215	Exc.Pre-Supply Pump; External Pump		USEP7334
1985-1988	L6-3.5L	215	External Pump; Pre-Supply Pump		USEP7334
1985-1988	L6-3.5L	215		USEP8197H	
1989-1993	L6-3.5L	215		USEP8234M	USEP8139
535IS					
1988	L6-3.5L	215	Exc.Pre-Supply Pump; External Pump		USEP7334
1988	L6-3.5L	215	External Pump; Pre-Supply Pump		USEP7334
1988	L6-3.5L	215		USEP8197H	
540I					
1996	V8-4.0L	243	SOLD IN MEXICO; FI DOHC		USEP8278
1994-1995	V8-4.0L	242			USEP8278
1997-2003	V8-4.4L	267		USEP8442H	
545I					
2004-2005	V8-4.4L	267		USEP8524M	
550I					
2006	V8-4.8L	294		USEP8524M	
635CSI					
1985	L6-3.5L	215			USEP7334
1985-1989	L6-3.5L	215	Exc.Pre-Supply Pump; External Pump		USEP7334
1985-1989	L6-3.5L	215	External Pump; Pre-Supply Pump		USEP7334
1985-1989	L6-3.5L	215		USEP8197H	
645CI					
2004-2005	V8-4.4L	267		USEP8524M	
650I					
2006	V8-4.8L	294		USEP8524M	

Model Years	Engine Liters	Cubic Inches	Application Description	Fuel Pump Assembly	Fuel Pump Kit
735I					
1985	L6-3.5L	215			USEP7334
1985-1986	L6-3.5L	215	Exc.Pre-Supply Pump; External Pump		USEP7334
1985-1986	L6-3.5L	215	External Pump; Pre-Supply Pump		USEP7334
1985-1986	L6-3.5L	215		USEP8216H	
1987-1992	L6-3.5L	215			USEP8139
735IL					
1988-1992	L6-3.5L	215			USEP8139
740I					
1993-1994	V8-4.0L	242			USEP8278
1995	V8-4.0L	242			USEP8287
1997	V8-4.4L	267			USEP8287
1998-2001	V8-4.4L	267			USEP8385
740IL					
1993-1994	V8-4.0L	242			USEP8278
1995	V8-4.0L	242			USEP8287
1996-1997	V8-4.4L	267			USEP8287
1998-2001	V8-4.4L	267			USEP8385
745I					
2002-2005	V8-4.4L	267		USEP8488M	USEP8488
745LI					
2002-2005	V8-4.4L	267		USEP8488M	USEP8488
750I					
2006	V8-4.8L	294		USEP8488M	USEP8488
2007-2008	V8-4.8L	294		USEP8488M	USEP8488
750IL					
1988-1994	V12-5.0L	302			USEP8132
1995-1997	V12-5.0L	305	SOLD IN MEXICO; FI		USEP8132
1995-1997	V12-5.4L	330			USEP8287
1998	V12-5.4L	330	M73 Desig.		USEP8385
1998	V12-5.4L	330	M73N Desig.		USEP8385
1999-2001	V12-5.4L	330			USEP8385
750LI					
2006	V8-4.8L	294		USEP8488M	USEP8488
2007-2008	V8-4.8L	294		USEP8488M	USEP8488
850CI					
1993-1994	V12-5.0L	302			USEP8132
1996-1997	V12-5.0L	305	SOLD IN MEXICO; FI		USEP8132
1995-1997	V12-5.4L	330			USEP8132
850CSI					
1994-1995	V12-5.6L	340			USEP8132
850I					
1990	V12-5.0L	305	SOLD IN MEXICO; In tank pump; FI		USEP8132
1991-1992	V12-5.0L	302			USEP8132
L6					
1987	L6-3.5L	215	Exc.Pre-Supply Pump; External Pump		USEP7334
1987	L6-3.5L	215	External Pump; Pre-Supply Pump		USEP7334
1987	L6-3.5L	215		USEP8197H	
L7					
1986-1987	L6-3.5L	215			USEP8139
M3					
1988-1991	L4-2.3L	140	External Pump		USEP7334
1988-1991	L4-2.3L	140		USEP8141H	
1994	L6-3.0L	182	SOLD IN MEXICO; FI DOHC		USEP8233
1996	L6-3.0L	182	SOLD IN MEXICO; FI DOHC		USEP8233
1995	L6-3.0L	182			USEP8233
1996-1997	L6-3.2L	195			USEP8233
M5					
1993	L6-3.4L	209	SOLD IN MEXICO; FI		USEP8139
1994	L6-3.4L	209	SOLD IN MEXICO; FI		USEP8139
1988	L6-3.5L	215	External Pump		USEP7334
1988	L6-3.5L	215		USEP8197H	
1991-1993	L6-3.6L	217		USEP8234M	USEP8139
1991-1993	L6-3.6L	217	(Secondary)	USEP8234M	USEP8139
M6					
1987-1988	L6-3.5L	215	External Pump		USEP7334
1987-1988	L6-3.5L	215		USEP8197H	



FUEL PUMP APPLICATION GUIDE

USMW
Professional Series

Model Years	Engine Liters	Cubic Inches	Application Description	Fuel Pump Assembly	Fuel Pump Kit
X3					
2004-2005	L6-2.5L	152	2.5i	USEP8526M	
2004-2006	L6-3.0L	182	3.0i	USEP8526M	
X5					
2001-2006	L6-3.0L	182	3.0i; M54 Desig.	USEP8412M	
2000	V8-4.4L	267		USEP8412M	
2001-2003	V8-4.4L	267	4.4i; M62 Desig.	USEP8412M	
2004-2006	V8-4.4L	267	4.4i; N62 Desig.	USEP8412M	
2002-2003	V8-4.6L	281	4.6is; M62 Desig.	USEP8412M	
Z3					
1996	L4-1.9L	116			USEP8233
1997	L4-1.9L	116	M44 Desig.		USEP8233
1997	L6-2.8L	170	M52 Desig.		USEP8233
BUICK					
CENTURY					
1993	L4-2.2L	134	Limited; single inlet		USEP3290
1993	L4-2.2L	134	Limited; double inlet		USEP3290A
1993-1994	L4-2.2L	134	Custom; single inlet		USEP3290
1993-1994	L4-2.2L	134	Custom; double inlet		USEP3290A
1993-1996	L4-2.2L	134	Special; single inlet		USEP3290
1993-1996	L4-2.2L	134	Special; double inlet		USEP3290A
1984	L4-2.5L	151			USEP3901
1985	L4-2.5L	151	Custom; FI		USEP3901
1985	L4-2.5L	151	Estate Wagon; FI		USEP3901
1985	L4-2.5L	151	FI; Limited		USEP3901
1986	L4-2.5L	151	Custom; FI		USEP3902
1986	L4-2.5L	151	Estate Wagon; FI		USEP3902
1986	L4-2.5L	151	FI; Limited		USEP3902
1987	L4-2.5L	151	Custom		USEP3902
1987	L4-2.5L	151	Estate Wagon		USEP3902
1987	L4-2.5L	151	Limited		USEP3902
1988	L4-2.5L	151	Custom; Harness Stamped ARA		USEP3212
1988	L4-2.5L	151	Estate Wagon; Harness Stamped ARA		USEP3212
1988	L4-2.5L	151	Limited; Harness Stamped ARA		USEP3212
1988	L4-2.5L	151	Custom; Harness Stamped APH		USEP3902
1988	L4-2.5L	151	Estate Wagon; Harness Stamped APH		USEP3902
1988	L4-2.5L	151	Limited; Harness Stamped APH		USEP3902
1989	L4-2.5L	151	Estate Wagon		USEP3212
1989-1992	L4-2.5L	151	Custom		USEP3212
1989-1992	L4-2.5L	151	Limited		USEP3212
1991-1992	L4-2.5L	151	Special		USEP3212
1987, 1989	V6-2.8L	173	Coupe; Custom; 1.45 inch pump diameter		USEP3240
1987, 1989	V6-2.8L	173	Coupe; Limited; 1.45 inch pump diameter		USEP3240
1987, 1989	V6-2.8L	173	Custom; Sedan; 1.45 inch pump diameter		USEP3240
1987, 1989	V6-2.8L	173	Limited; Sedan; 1.45 inch pump diameter		USEP3240
1987-1988	V6-2.8L	173	Estate Wagon; 2 inch pump diameter		USEP3222
1987-1989	V6-2.8L	173	Custom; 2 inch pump diameter		USEP3222
1988	V6-2.8L	173	Coupe; Custom		USEP3265
1988	V6-2.8L	173	Coupe; Limited		USEP3265
1988	V6-2.8L	173	Custom; Sedan		USEP3265
1988	V6-2.8L	173	Limited; Sedan		USEP3265
1989	V6-2.8L	173	Custom	USEP3640S	USEP3270
1989	V6-2.8L	173	Limited	USEP3640S	USEP3270
1985	V6-3.0L	181	CARB; Custom		USEP3111
1985	V6-3.0L	181	CARB; Estate Wagon		USEP3111
1985	V6-3.0L	181	CARB; Limited		USEP3111
1994-1996	V6-3.1L	189	Custom; single inlet		USEP3290
1994-1996	V6-3.1L	189	Special; single inlet		USEP3290
1994-1996	V6-3.1L	189	Custom; double inlet		USEP3290A
1994-1996	V6-3.1L	189	Special; double inlet		USEP3290A
1997	V6-3.1L	189	Custom	USEP3980M	
1997	V6-3.1L	189	Limited	USEP3980M	
1998-1999	V6-3.1L	189	Custom	USEP3537M	USEP3240R
1998-1999	V6-3.1L	189	Limited	USEP3537M	USEP3240R
2000-2002	V6-3.1L	189	Limited	USEP3542M	
2000-2005	V6-3.1L	189	Custom	USEP3542M	
2004-2005	V6-3.1L	189	Limited	USEP3542M	
2005	V6-3.1L	189	Special Edition	USEP3542M	

Model Years	Engine Liters	Cubic Inches	Application Description	Fuel Pump Assembly	Fuel Pump Kit
1989	V6-3.3L	204	Estate Wagon; 2 inch pump diameter		USEP3222
1989	V6-3.3L	204	Coupe; Limited; 1.45 inch pump diameter		USEP3240
1989	V6-3.3L	204	Estate Wagon	USEP3640S	USEP3270
1989-1992	V6-3.3L	204	Custom; 2 inch pump diameter		USEP3222
1989-1992	V6-3.3L	204	Coupe; Custom; 1.45 inch pump diameter		USEP3240
1989-1992	V6-3.3L	204	Custom; Sedan; 1.45 inch pump diameter		USEP3240
1989-1992	V6-3.3L	204	Limited; Sedan; 1.45 inch pump diameter		USEP3240
1989-1992	V6-3.3L	204	Custom	USEP3640S	USEP3270
1989-1992	V6-3.3L	204	Limited	USEP3640S	USEP3270
1990-1992	V6-3.3L	204	Limited; 2 inch pump diameter		USEP3222
1991-1992	V6-3.3L	204	Sedan; Special; 1.45 inch pump diameter		USEP3240
1991-1992	V6-3.3L	204	Special	USEP3640S	USEP3270
1992	V6-3.3L	204	Sedan; Special; 2 inch pump diameter		USEP3222
1993	V6-3.3L	204	Custom; single inlet		USEP3290
1993	V6-3.3L	204	Limited; single inlet		USEP3290
1993	V6-3.3L	204	Special; single inlet		USEP3290
1993	V6-3.3L	204	Custom; double inlet		USEP3290A
1993	V6-3.3L	204	Limited; double inlet		USEP3290A
1993	V6-3.3L	204	Special; double inlet		USEP3290A
1985	V6-3.8L	231	Custom; FI; 1.45 inch pump diameter		USEP3240
1985	V6-3.8L	231	Estate Wagon; FI; 1.45 inch pump diameter		USEP3240
1985	V6-3.8L	231	FI; Limited; 1.45 inch pump diameter		USEP3240
1985	V6-3.8L	231	FI; T-Type; 1.45 inch pump diameter		USEP3240
1986	V6-3.8L	231	Coupe; Custom; FI; 1.45 inch pump diameter		USEP3240
1986	V6-3.8L	231	Coupe; FI; Limited; 1.45 inch pump diameter		USEP3240
1986	V6-3.8L	231	Coupe; FI; T-Type; 1.45 inch pump diameter		USEP3240
1986	V6-3.8L	231	Custom; FI; 1.45 inch pump diameter		USEP3240
1986	V6-3.8L	231	Estate Wagon; FI; 1.45 inch pump diameter		USEP3240
1986	V6-3.8L	231	FI; Limited; Sedan; 1.45 inch pump diameter		USEP3240
1986	V6-3.8L	231	FI; Sedan; T-Type; 1.45 inch pump diameter		USEP3240
1987-1988	V6-3.8L	231	Custom; 2 inch pump diameter		USEP3222
1987-1988	V6-3.8L	231	Estate Wagon; 2 inch pump diameter		USEP3222
1987-1988	V6-3.8L	231	Coupe; Custom; 1.45 inch pump diameter		USEP3240
1987-1988	V6-3.8L	231	Coupe; Limited; 1.45 inch pump diameter		USEP3240
1987-1988	V6-3.8L	231	Custom; Sedan; 1.45 inch pump diameter		USEP3240
1987-1988	V6-3.8L	231	Limited; Sedan; 1.45 inch pump diameter		USEP3240
1982-1985	V6-4.3L	260	In-Line		USEP8012SP
1985	V6-4.3L	260	Custom; DIESEL; FI; External Pump		USEP3076
1985	V6-4.3L	260	DIESEL; Estate Wagon; FI; External Pump		USEP3076
1985	V6-4.3L	260	DIESEL; FI; Limited; External Pump		USEP3076
1985	V6-4.3L	260	Estate Wagon; In-Line		USEP8012SP
1985	V6-4.3L	260	In-Line; Limited		USEP8012SP
COMMERCIAL CHASSIS					
1991	V8-5.0L	305			USEP3268
1992-1993	V8-5.7L	350			USEP3268
1994-1996	V8-5.7L	350			USEP3270
ELECTRA					
1985	V6-3.0L	181	CARB; Limited		USEP3900
1985	V6-3.8L	231	FI; Limited; 1.45 inch pump diameter		USEP3240
1985	V6-3.8L	231	FI; T-Type; 1.45 inch pump diameter		USEP3240
1986	V6-3.8L	231	FI; Limited; 1.45 inch pump diameter		USEP3240
1986	V6-3.8L	231	FI; Park Avenue; 1.45 inch pump diameter		USEP3240
1986	V6-3.8L	231	FI; T-Type; 1.45 inch pump diameter		USEP3240
1987	V6-3.8L	231	FI; Limited; 1.45 inch pump diameter		USEP3240
1987	V6-3.8L	231	FI; Park Avenue; 1.45 inch pump diameter		USEP3240
1987	V6-3.8L	231	FI; T-Type; 1.45 inch pump diameter		USEP3240
1988	V6-3.8L	231	Limited; 2 inch pump diameter; Harness Stamped CPB,CPC		USEP3222
1988	V6-3.8L	231	Park Avenue; 2 inch pump diameter; Harness Stamped CPB,CPC		USEP3222
1988	V6-3.8L	231	T-Type; 2 inch pump diameter; Harness Stamped CPB,CPC		USEP3222
1988	V6-3.8L	231	Limited; 1.45 inch pump diameter; Harness Stamped HEL,HEM		USEP3240
1988	V6-3.8L	231	Park Avenue; 1.45 inch pump diameter; Harness Stamped HEL,HEM		USEP3240
1988	V6-3.8L	231	T-Type; 1.45 inch pump diameter; Harness Stamped HEL,HEM		USEP3240
1989-1990	V6-3.8L	231	Limited; 2 inch pump diameter		USEP3222
1989-1990	V6-3.8L	231	Park Avenue Ultra; 2 inch pump diameter		USEP3222
1989-1990	V6-3.8L	231	Park Avenue; 2 inch pump diameter		USEP3222
1989-1990	V6-3.8L	231	T-Type; 2 inch pump diameter		USEP3222
1985	V6-4.3L	260	DIESEL; FI; Limited; Exc.External EGR Valve; External Pump		USEP3073
1985	V6-4.3L	260	DIESEL; FI; Park Avenue; Exc.External EGR Valve; External Pump		USEP3073
1985	V6-4.3L	260	DIESEL; FI; Limited; External EGR Valve; External Pump		USEP3076

APPLICATIONS



FUEL PUMP APPLICATION GUIDE

USMW
Professional Series

Model Years	Engine Liters	Cubic Inches	Application Description	Fuel Pump Assembly	Fuel Pump Kit
1985	V6-4.3L	260	DIESEL; FI; Park Avenue; External EGR Valve; External Pump		USEP3076
1985	V8-5.7L	350	DIESEL; Estate Wagon; FI; External Pump		USEP3076
1985	V8-5.7L	350	Estate Wagon; In-Line		USEP8012SP
LACROSSE					
2008	V6-3.6L	217	CXS; (Standard)	USEP3679M	
2005-2006	V6-3.6L	217	CXS; (Standard)	USEP3679M	
2005-2006	V6-3.8L	231	CX	USEP3679M	
2005-2006	V6-3.8L	231	CXL	USEP3679M	
LESABRE					
1986	V6-3.0L	181	Custom; FI; 1.45 inch pump diameter		USEP3240
1986	V6-3.0L	181	FI; Limited; 1.45 inch pump diameter		USEP3240
1986	V6-3.8L	231	Custom; FI; 1.45 inch pump diameter		USEP3240
1986	V6-3.8L	231	FI; Limited; 1.45 inch pump diameter		USEP3240
1987	V6-3.8L	231	Custom; 1.45 inch pump diameter		USEP3240
1987	V6-3.8L	231	Limited; 1.45 inch pump diameter		USEP3240
1987	V6-3.8L	231	T-Type; 1.45 inch pump diameter		USEP3240
1988	V6-3.8L	231	Custom; FI; 2 inch pump diameter; Harness Stamped CPB,CPC		USEP3222
1988	V6-3.8L	231	FI; 2 inch pump diameter; Harness Stamped CPB,CPC		USEP3222
1988	V6-3.8L	231	FI; Limited; 2 inch pump diameter; Harness Stamped CPB,CPC		USEP3222
1988	V6-3.8L	231	Custom; FI; 1.45 inch pump diameter; Harness Stamped CPB,CPC		USEP3240
1988	V6-3.8L	231	Custom; FI; 1.45 inch pump diameter; Harness Stamped HEL		USEP3240
1988	V6-3.8L	231	FI; 1.45 inch pump diameter; Harness Stamped CPB,CPC		USEP3240
1988	V6-3.8L	231	FI; 1.45 inch pump diameter; Harness Stamped HEL		USEP3240
1988	V6-3.8L	231	FI; Limited; 1.45 inch pump diameter; Harness Stamped CPB,CPC		USEP3240
1988	V6-3.8L	231	FI; Limited; 1.45 inch pump diameter; Harness Stamped HEL		USEP3240
1988-1989	V6-3.8L	231	Custom; FI; 2 inch pump diameter; Harness Stamped CPB,CPC		USEP3222
1988-1989	V6-3.8L	231	FI; 2 inch pump diameter; Harness Stamped CPB,CPC		USEP3222
1988-1989	V6-3.8L	231	FI; Limited; 2 inch pump diameter; Harness Stamped CPB,CPC		USEP3222
1989	V6-3.8L	231	Custom; FI; 1.45 inch pump diameter; Harness Stamped CPJ		USEP3240
1989	V6-3.8L	231	Custom; FI; 1.45 inch pump diameter; Harness Stamped CPK,CPV		USEP3240
1989	V6-3.8L	231	FI; 1.45 inch pump diameter; Harness Stamped CPJ		USEP3240
1989	V6-3.8L	231	FI; 1.45 inch pump diameter; Harness Stamped CPK,CPV		USEP3240
1989	V6-3.8L	231	FI; Limited; 1.45 inch pump diameter; Harness Stamped CPJ		USEP3240
1989	V6-3.8L	231	FI; Limited; 1.45 inch pump diameter; Harness Stamped CPK,CPV		USEP3240
1990	V6-3.8L	231	Custom; FI; 2 inch pump diameter		USEP3222
1990	V6-3.8L	231	FI; 2 inch pump diameter		USEP3222
1990	V6-3.8L	231	FI; Limited; 2 inch pump diameter		USEP3222
1991	V6-3.8L	231	2 inch pump diameter		USEP3222
1991-1992	V6-3.8L	231	Custom; 2 inch pump diameter		USEP3222
1991-1992	V6-3.8L	231	Limited; 2 inch pump diameter		USEP3222
1993	V6-3.8L	231	Custom		USEP3305
1993	V6-3.8L	231	Limited		USEP3305
1994	V6-3.8L	231	Custom; Harness Stamped CRC; single inlet		USEP3290
1994	V6-3.8L	231	Limited; Harness Stamped CRC; single inlet		USEP3290
1994	V6-3.8L	231	Custom; Harness Stamped CRC; double inlet		USEP3290A
1994	V6-3.8L	231	Limited; Harness Stamped CRC; double inlet		USEP3290A
1994	V6-3.8L	231	Custom; Fuel Sender Stamped CAC		USEP3305
1994	V6-3.8L	231	Limited; Fuel Sender Stamped CAC		USEP3305
1995-1998	V6-3.8L	231	Custom, single inlet		USEP3290
1995-1998	V6-3.8L	231	Limited, single inlet		USEP3290
1995-1998	V6-3.8L	231	Custom, double inlet		USEP3290A
1995-1998	V6-3.8L	231	Limited, double inlet		USEP3290A
1999	V6-3.8L	231	single inlet		USEP3290
1999	V6-3.8L	231	double inlet		USEP3290A
2000	V6-3.8L	231	Custom	USEP3518M	
2000	V6-3.8L	231	Limited	USEP3518M	
2001-2005	V6-3.8L	231	Custom	USEP3518M	
2001-2005	V6-3.8L	231	Limited	USEP3518M	
1984	V8-5.7L	350	Custom; In-Line		USEP8012SP
1984	V8-5.7L	350	In-Line; Limited		USEP8012SP
1985	V8-5.7L	350	Custom; DIESEL; FI; External Pump		USEP3076
1985	V8-5.7L	350	DIESEL; Estate Wagon; FI; External Pump		USEP3076
1985	V8-5.7L	350	DIESEL; FI; Limited; External Pump		USEP3076
1985	V8-5.7L	350	Estate Wagon; In-Line		USEP8012SP
LUCERNE					
2006	V6-3.8L	231	CX	USEP3709M	
2006	V6-3.8L	231	CXL	USEP3709M	
2006	V8-4.6L	281	CXL	USEP3709M	
2006	V8-4.6L	281	CXS	USEP3709M	

Model Years	Engine Liters	Cubic Inches	Application Description	Fuel Pump Assembly	Fuel Pump Kit
OPEL					
1959-1964	L4-1.7L	104	SOLD IN MEXICO; 1BL		USEP8012SP
1969	L4-2.1L	128	SOLD IN MEXICO; 1BL		USEP8016S
1965-1972	L4-2.1L	128	SOLD IN MEXICO; 1BL		USEP8012SP
PARK AVENUE					
1991	V6-3.8L	231	Ultra; 2 inch pump diameter		USEP3222
1991-1992	V6-3.8L	231	2 inch pump diameter		USEP3222
1991-1995	V6-3.8L	231	Supercharged; Ultra		USEP3285
1993	V6-3.8L	231			USEP3305
1994	V6-3.8L	231	Harness Stamped CRC, single inlet		USEP3290
1994	V6-3.8L	231	Harness Stamped CRC, double inlet		USEP3290A
1994	V6-3.8L	231	Fuel Sender Stamped CAC		USEP3305
1995-1996	V6-3.8L	231	single inlet		USEP3290
1995-1996	V6-3.8L	231	double inlet		USEP3290A
1996	V6-3.8L	231	Supercharged; Ultra		USEP3367
1997	V6-3.8L	231	Supercharged; Ultra	USEP3938M	USEP3240R
1997	V6-3.8L	231		USEP3937M	
1998,2005	V6-3.8L	231	Supercharged; Ultra	USEP3536M	USEP3240R
1998-2005	V6-3.8L	231		USEP3518M	
1999	V6-3.8L	231	Supercharged	USEP3536M	USEP3240R
2000	V6-3.8L	231	Supercharged	USEP3536M	USEP3240R
2001,2003	V6-3.8L	231	Supercharged; Ultra	USEP3532M	USEP3240R
RAINIER					
2004	L6-4.2L	256		USEP3549M	
2005-2007	L6-4.2L	256		USEP3707M	
2004	V8-5.3L	323		USEP3549M	
2005	V8-5.3L	323		USEP3707M	
2006-2007	V8-5.3L	325		USEP3707M	
REATTA					
1988-1989	V6-3.8L	231	1.45 inch pump diameter		USEP3240
1990-1991	V6-3.8L	231	1.45 inch pump diameter		USEP3240
1990-1991	V6-3.8L	231			USEP3265
REGAL					
1988	V6-2.8L	173	Custom; 1.45 inch pump diameter; OE UNIT Stamped WEC07		USEP3240
1988	V6-2.8L	173	Custom; 1.45 inch pump diameter; OE UNIT Stamped WEC22		USEP3240
1988	V6-2.8L	173	Limited; 1.45 inch pump diameter; OE UNIT Stamped WEC07		USEP3240
1988	V6-2.8L	173	Limited; 1.45 inch pump diameter; OE UNIT Stamped WEC22		USEP3240
1989	V6-2.8L	173	Custom; 1.45 inch pump diameter		USEP3240
1989	V6-2.8L	173	Limited; 1.45 inch pump diameter		USEP3240
1989	V6-3.1L	189	Custom; 1.45 inch pump diameter		USEP3240
1989	V6-3.1L	189	Limited; 1.45 inch pump diameter		USEP3240
1990	V6-3.1L	189	Custom; 1.45 inch pump diameter; OE UNIT Stamped WEL,WER		USEP3240
1990	V6-3.1L	189	Limited; 1.45 inch pump diameter; OE UNIT Stamped WEL,WER		USEP3240
1990	V6-3.1L	189	Custom; OE UNIT Stamped WEJ (OE UNIT Stamped WEM)		USEP3265
1990	V6-3.1L	189	Limited; OE UNIT Stamped WEJ (OE UNIT Stamped WEM)		USEP3265
1991-1993	V6-3.1L	189	Limited; 1.45 inch pump diameter		USEP3240
1991-1996	V6-3.1L	189	1.45 inch pump diameter		USEP3240
1991-1996	V6-3.1L	189	Custom; 1.45 inch pump diameter		USEP3240
1985	V6-3.8L	231	FI; Grand National; Turbocharged		USEP3211
1985	V6-3.8L	231	FI; T-Type; Turbocharged		USEP3211
1986	V6-3.8L	231	FI; T-Type; Turbocharged		USEP3211
1986-1987	V6-3.8L	231	FI; Grand National; Turbocharged		USEP3211
1987	V6-3.8L	231	FI; Limited; Turbocharged		USEP3211
1990	V6-3.8L	231	Custom; 1.45 inch pump diameter; OE UNIT Stamped WEH,WEU		USEP3240
1990	V6-3.8L	231	Limited; 1.45 inch pump diameter; OE UNIT Stamped WEH,WEU		USEP3240
1990	V6-3.8L	231	Custom; OE UNIT Stamped WEJ (OE UNIT Stamped WEM)		USEP3265
1990	V6-3.8L	231	Limited; OE UNIT Stamped WEJ (OE UNIT Stamped WEM)		USEP3265
1991-1995	V6-3.8L	231	Gran Sport; 1.45 inch pump diameter		USEP3240
1991-1996	V6-3.8L	231	1.45 inch pump diameter		USEP3240
1991-1996	V6-3.8L	231	Custom; 1.45 inch pump diameter		USEP3240
1991-1996	V6-3.8L	231	Limited; 1.45 inch pump diameter		USEP3240
1996	V6-3.8L	231	Gran Sport		USEP3210
1996	V6-3.8L	231	Olympic Gold Edition		USEP3210
1997	V6-3.8L	231	GS; Supercharged	USEP3938M	USEP3240R
1997	V6-3.8L	231	LS	USEP3980M	
1998	V6-3.8L	231	LS	USEP3537M	USEP3240R
1998-1999	V6-3.8L	231	GS; Supercharged	USEP3973M	USEP3240R
1999	V6-3.8L	231		USEP3537M	USEP3240R



FUEL PUMP APPLICATION GUIDE

USMW
Professional Series

Model Years	Engine Liters	Cubic Inches	Application Description	Fuel Pump Assembly	Fuel Pump Kit
2000	V6-3.8L	231	GSE; Supercharged	USEP3519M	
2000	V6-3.8L	231	LSE	USEP3542M	
2001-2004	V6-3.8L	231	GS; Supercharged	USEP3519M	
2001-2004	V6-3.8L	231	LS	USEP3542M	
1982-1983	V6-4.3L	260	In-Line		USEP8012SP
1984	V6-4.3L	260	In-Line		USEP8012SP
1985	V6-4.3L	260	In-Line; Limited		USEP8012SP
1985	V8-5.7L	350	DIESEL; FI; External Pump		USEP3076
1985	V8-5.7L	350	In-Line		USEP8012SP
RENDEZVOUS					
2002-2003	V6-3.4L	207		USEP3521M	
2004	V6-3.4L	207	CXL	USEP3521M	
2005	V6-3.4L	207	CX Plus	USEP3701M	
2006	V6-3.5L	213	CX	USEP3615M	
2006	V6-3.5L	213	CXL	USEP3615M	
2007	V6-3.5L	213	CX	USEP3615M	
2007	V6-3.5L	213	CXL	USEP3615M	
2004,2006	V6-3.6L	217	CXL	USEP3615M	
2004-2005	V6-3.6L	217	Ultra	USEP3615M	
2005	V6-3.6L	217	CXL Plus	USEP3615M	
2006	V6-3.6L	217	CX	USEP3615M	
RIVIERA					
1984	V6-3.8L	231	Luxury; 1.45 inch pump diameter		USEP3240
1984	V6-3.8L	231	1.45 inch pump diameter		USEP3240
1984,1989	V6-3.8L	231	T-Type; 1.45 inch pump diameter		USEP3240
1985	V6-3.8L	231	FI; Luxury; Turbocharged		USEP3211
1985	V6-3.8L	231	FI; T-Type; Turbocharged		USEP3211
1986	V6-3.8L	231	Luxury; 1.45 inch pump diameter		USEP3240
1986	V6-3.8L	231	T-Type; 1.45 inch pump diameter		USEP3240
1987-1989	V6-3.8L	231	1.45 inch pump diameter		USEP3240
1990-1993	V6-3.8L	231			USEP3265
1995	V6-3.8L	231	Supercharged	USEP3912M	
1995-1996	V6-3.8L	231		USEP3912M	
1996	V6-3.8L	231	Supercharged	USEP3922M	USEP3240R
1997	V6-3.8L	231	Supercharged	USEP3938M	USEP3240R
1997	V6-3.8L	231		USEP3936M	
1998-1999	V6-3.8L	231		USEP3536M	USEP3240R
1984	V8-5.7L	350	In-Line; Luxury		USEP8012SP
1985	V8-5.7L	350	DIESEL; FI; Luxury; External Pump		USEP3076
1985	V8-5.7L	350	In-Line		USEP8012SP
ROADMASTER					
1991	V8-5.0L	305			USEP3268
1992-1993	V8-5.7L	350	Estate Wagon		USEP3268
1992-1993	V8-5.7L	350	Limited		USEP3268
1994-1995	V8-5.7L	350	Estate Wagon		USEP3270
1994-1995	V8-5.7L	350	Limited		USEP3270
1996	V8-5.7L	350	Estate Wagon Collector's Edition		USEP3270
1996	V8-5.7L	350	Limited Collector's Edition		USEP3270
SKYHAWK					
1984	L4-1.8L	112	Custom; 1.45 inch pump diameter		USEP3240
1984	L4-1.8L	112	Limited; 1.45 inch pump diameter		USEP3240
1984	L4-1.8L	112	T-Type; 1.45 inch pump diameter		USEP3240
1985-1986	L4-1.8L	112	T-Type; Turbocharged; 1.45 inch pump diameter		USEP3240
1985-1986	L4-1.8L	112	Custom		USEP3902
1985-1986	L4-1.8L	112	Limited		USEP3902
1985-1986	L4-1.8L	112	T-Type		USEP3902
1986	L4-1.8L	112	Sport		USEP3902
1985-1986	L4-2.0L	122	Custom		USEP3902
1985-1986	L4-2.0L	122	Limited		USEP3902
1986	L4-2.0L	122	Sport		USEP3902
1987	L4-2.0L	122	Custom; OHV		USEP3212
1987	L4-2.0L	122	Sport; OHV		USEP3212
1987	L4-2.0L	122	T-Type; OHV		USEP3212
1987	L4-2.0L	122	Custom; Turbocharged; 1.45 inch pump diameter		USEP3240
1987	L4-2.0L	122	Sport; Turbocharged; 1.45 inch pump diameter		USEP3240
1987	L4-2.0L	122	T-Type; Turbocharged; 1.45 inch pump diameter		USEP3240
1987	L4-2.0L	122	Custom; SOHC		USEP3902
1987	L4-2.0L	122	Sport; SOHC		USEP3902
1987	L4-2.0L	122	T-Type; SOHC		USEP3902

Model Years	Engine Liters	Cubic Inches	Application Description	Fuel Pump Assembly	Fuel Pump Kit
1988	L4-2.0L	122			USEP3212
1989	L4-2.0L	122			USEP3212
SKYLARK					
1988	L4-2.3L	138	Custom; 1.45 inch pump diameter		USEP3240
1988	L4-2.3L	138	Limited; 1.45 inch pump diameter		USEP3240
1989	L4-2.3L	138	Limited; 1.45 inch pump diameter		USEP3240
1989-1991	L4-2.3L	138	Custom; 1.45 inch pump diameter		USEP3240
1990	L4-2.3L	138	Luxury Edition; 1.45 inch pump diameter		USEP3240
1990-1991	L4-2.3L	138	Gran Sport; 1.45 inch pump diameter		USEP3240
1991	L4-2.3L	138	1.45 inch pump diameter		USEP3240
1991	L4-2.3L	138	Luxury Edition		USEP3265
1992	L4-2.3L	138	Custom	USEP3917M	USEP3313
1992-1993	L4-2.3L	138	Custom; 1.45 inch pump diameter		USEP3240
1993	L4-2.3L	138	Limited; 1.45 inch pump diameter		USEP3240
1993-1994	L4-2.3L	138	Custom	USEP3918M	USEP3313
1993-1994	L4-2.3L	138	Limited	USEP3918M	USEP3313
1994	L4-2.3L	138	Custom		USEP3313
1994	L4-2.3L	138	Limited		USEP3313
1995	L4-2.3L	138	Custom	USEP3918M	USEP3313
1995	L4-2.3L	138	Limited	USEP3918M	USEP3313
1996	L4-2.4L	146	Olympic Gold Edition	USEP3919M	USEP3240R
1996-1997	L4-2.4L	146	Custom	USEP3919M	USEP3240R
1997	L4-2.4L	146	Limited	USEP3919M	USEP3240R
1984	L4-2.5L	151			USEP3901
1985	L4-2.5L	151	Custom; FI		USEP3901
1985	L4-2.5L	151	FI; Limited		USEP3901
1986-1987	L4-2.5L	151	Custom		USEP3902
1986-1987	L4-2.5L	151	Limited		USEP3902
1988-1989	L4-2.5L	151	Limited		USEP3212
1988-1991	L4-2.5L	151	Custom		USEP3212
1990-1991	L4-2.5L	151	Gran Sport		USEP3212
1990-1991	L4-2.5L	151	Luxury Edition		USEP3212
1990-1991	L4-2.5L	151			USEP3212
1985	V6-2.8L	173	Custom; FI; 1.45 inch pump diameter		USEP3240
1985	V6-2.8L	173	FI; Limited; 1.45 inch pump diameter		USEP3240
1986-1988	V6-3.0L	181	Custom; 1.45 inch pump diameter		USEP3240
1986-1988	V6-3.0L	181	Limited; 1.45 inch pump diameter		USEP3240
1994-1995	V6-3.1L	189	Custom	USEP3918M	USEP3313
1994-1995	V6-3.1L	189	Gran Sport	USEP3918M	USEP3313
1994-1995	V6-3.1L	189	Limited	USEP3918M	USEP3313
1996	V6-3.1L	189	Olympic Gold Edition	USEP3919M	USEP3240R
1996-1997	V6-3.1L	189	Custom	USEP3919M	USEP3240R
1996-1997	V6-3.1L	189	Gran Sport	USEP3919M	USEP3240R
1997	V6-3.1L	189	Limited	USEP3919M	USEP3240R
1998	V6-3.1L	189		USEP3919M	USEP3240R
1989-1993	V6-3.3L	204	Limited; 1.45 inch pump diameter		USEP3240
1989-1993	V6-3.3L	204	Custom; 1.45 inch pump diameter		USEP3240
1990-1991	V6-3.3L	204	Luxury Edition; 1.45 inch pump diameter		USEP3240
1990-1993	V6-3.3L	204	Gran Sport; 1.45 inch pump diameter		USEP3240
1991	V6-3.3L	204	1.45 inch pump diameter		USEP3240
1992	V6-3.3L	204	Custom	USEP3917M	USEP3313
1992	V6-3.3L	204	Gran Sport	USEP3917M	USEP3313
1993	V6-3.3L	204	Custom	USEP3918M	USEP3313
1993	V6-3.3L	204	Gran Sport	USEP3918M	USEP3313
1993	V6-3.3L	204	Limited	USEP3918M	USEP3313
SOMERSET					
1986	L4-2.5L	151	T-Type		USEP3902
1986-1987	L4-2.5L	151	Custom		USEP3902
1986-1987	L4-2.5L	151	Limited		USEP3902
1986	V6-3.0L	181	T-Type; 1.45 inch pump diameter		USEP3240
1986-1987	V6-3.0L	181	Custom; 1.45 inch pump diameter		USEP3240
1986-1987	V6-3.0L	181	Limited; 1.45 inch pump diameter		USEP3240
SOMERSET REGAL					
1985	L4-2.5L	151	Limited		USEP3902
1985	L4-2.5L	151			USEP3902
1985	V6-3.0L	181	1.45 inch pump diameter		USEP3240
1985	V6-3.0L	181	Limited; 1.45 inch pump diameter		USEP3240
TERRAZA					
2005	V6-3.5L	213	CX; (Incl.Tank Seal)	USEP3717M	



FUEL PUMP APPLICATION GUIDE

USMW
Professional Series

Model Years	Engine Liters	Cubic Inches	Application Description	Fuel Pump Assembly	Fuel Pump Kit
2005	V6-3.5L	213	CXL; (Incl.Tank Seal)	USEP3717M	
2006	V6-3.5L	213	CX; (Incl.Tank Seal)	USEP3717M	
2006	V6-3.5L	213	CXL; (Incl.Tank Seal)	USEP3717M	
2006	V6-3.9L	237	CX; (Incl.Tank Seal)	USEP3717M	
2006	V6-3.9L	237	CXL; (Incl.Tank Seal)	USEP3717M	
2007	V6-3.9L	237	CX	USEP3717M	
2007	V6-3.9L	237	CXL	USEP3717M	
CADILLAC					
60 SPECIAL					
1993	V8-4.9L	300	2 inch pump diameter		USEP3222
ALLANTE					
1987	V8-4.1L	250	1.45 inch pump diameter		USEP3240
1988	V8-4.1L	250	1.45 inch pump diameter		USEP3240
1988	V8-4.1L	250			USEP3265
1989-1992	V8-4.5L	273	1.45 inch pump diameter		USEP3240
1989-1992	V8-4.5L	273			USEP3265
1990-1992	V8-4.5L	273	Value Leader; 1.45 inch pump diameter		USEP3240
1993	V8-4.6L	281		USEP3916M	USEP3307
BROUGHAM					
1991	V8-5.0L	305			USEP3567
1992	V8-5.0L	305			USEP3902
1990	V8-5.7L	350	FI		USEP3567
1991	V8-5.7L	350			USEP3567
CATERA					
1997-2001	V6-3.0L	181			USEP3964
CIMARRON					
1984	L4-2.0L	122			USEP3901
1985	L4-2.0L	122	Digital Instrument Cluster		USEP3902
1986	L4-2.0L	122			USEP3902
1985-1986	V6-2.8L	173	1.45 inch pump diameter		USEP3240
1987-1988	V6-2.8L	173	1.45 inch pump diameter		USEP3240
COMMERCIAL CHASSIS					
1987	V8-4.1L	250			USEP3212
1988-1989	V8-4.5L	273			USEP3212
1990	V8-4.5L	273			USEP3265
1991	V8-4.9L	300			USEP3265
1992-1993	V8-4.9L	300	2 inch pump diameter		USEP3222
1992	V8-5.7L	350			USEP3902
1993	V8-5.7L	350			USEP3268
1994-1996	V8-5.7L	350			USEP3270
CTS					
2003	V6-3.2L	194		USEP3606M	USEP12046
2003	V6-3.2L	197		USEP3606M	USEP12046
2004	V6-3.2L	197		USEP3606M	USEP12046
2007	V8-6.0L	364	V	USEP3692M	
DEVILLE					
1985	V6-4.3L	260	DIESEL; Exc.External EGR Valve; External Pump		USEP3073
1985	V6-4.3L	260	DIESEL; External EGR Valve; External Pump		USEP3076
1985	V6-4.3L	260	Cabriolet; In-Line		USEP8012SP
1985	V6-4.3L	260	In-Line		USEP8012SP
1984	V8-4.1L	250			USEP3901
1985	V8-4.1L	250			USEP3567
1986	V8-4.1L	250	Harness Stamped CPG		USEP3212
1986	V8-4.1L	250	Harness Stamped HEF		USEP3902
1987	V8-4.1L	250			USEP3212
1988-1989	V8-4.5L	273			USEP3212
1990	V8-4.5L	273			USEP3265
1993	V8-4.6L	279	SOLD IN MEXICO; MFI		USEP3222
1994	V8-4.6L	281	Concours; Fuel Sender Stamped EPT,EPW		USEP3307
1994	V8-4.6L	281	Concours; Fuel Sender Stamped EPV	USEP3913M	
1995	V8-4.6L	281	Concours	USEP3913M	
1996	V8-4.6L	281	Concours	USEP3913M	
1996	V8-4.6L	281		USEP3913M	
1997	V8-4.6L	281	Concours	USEP3935M	
1997	V8-4.6L	281		USEP3935M	
1998	V8-4.6L	281	Concours	USEP3974M	
1998	V8-4.6L	281		USEP3974M	
1999	V8-4.6L	281	Concours; Exc.Refuel Vapor Recovery	USEP3974M	

Model Years	Engine Liters	Cubic Inches	Application Description	Fuel Pump Assembly	Fuel Pump Kit
1999	V8-4.6L	281	Concours; Refuel Vapor Recovery (Optional)	USEP3974M	
1999	V8-4.6L	281	Concours; Refuel Vapor Recovery (Standard)	USEP3974M	
1999	V8-4.6L	281	Exc.Refuel Vapor Recovery	USEP3974M	
1999	V8-4.6L	281	Refuel Vapor Recovery (Optional)	USEP3974M	
1999	V8-4.6L	281	Refuel Vapor Recovery (Standard)	USEP3974M	
2000	V8-4.6L	281	DHS	USEP3518M	
2000	V8-4.6L	281	DTS	USEP3518M	
2001-2004	V8-4.6L	281		USEP3518M	
2001-2005	V8-4.6L	281	DHS	USEP3518M	
2001-2005	V8-4.6L	281	DTS	USEP3518M	
1991	V8-4.9L	300	Spring Edition; 2 inch pump diameter		USEP3222
1991	V8-4.9L	300	Touring		USEP3265
1992	V8-4.9L	300	2 inch pump diameter		USEP3222
1992-1993	V8-4.9L	300	Touring; 2 inch pump diameter		USEP3222
1994	V8-4.9L	300	Fuel Sender Stamped EPT,EPW		USEP3307
1994	V8-4.9L	300	Fuel Sender Stamped EPV	USEP3913M	
1995	V8-4.9L	300		USEP3913M	
1996-1997	V8-4.9L	300	SOLD IN MEXICO; MFI		USEP3222
1984	V8-5.7L	350	In-Line		USEP8012SP
DTS					
2006	V8-4.6L	281		USEP3709M	
2007-2008	V8-4.6L	281		USEP3709M	
2008	V8-4.6L	281	Platinum	USEP3709M	
ELDORADO					
1984	V8-4.1L	250			USEP3901
1985	V8-4.1L	250	Biarritz		USEP3901
1985	V8-4.1L	250	Touring		USEP3901
1986-1987	V8-4.1L	250			USEP3212
1988-1989	V8-4.5L	273			USEP3212
1990	V8-4.5L	273	1.45 inch pump diameter		USEP3240
1990	V8-4.5L	273	Biarritz; 1.45 inch pump diameter		USEP3240
1990	V8-4.5L	273	Touring; 1.45 inch pump diameter		USEP3240
1990	V8-4.5L	273			USEP3265
1993	V8-4.6L	281	Sport		USEP3307
1993	V8-4.6L	281	Touring		USEP3307
1994	V8-4.6L	281	Fuel Sender Stamped EPT,EPW		USEP3307
1994	V8-4.6L	281	Touring; Fuel Sender Stamped EPT,EPW		USEP3307
1994	V8-4.6L	281	Fuel Sender Stamped EPV	USEP3913M	
1994	V8-4.6L	281	Touring; Fuel Sender Stamped EPV	USEP3913M	
1995-1996	V8-4.6L	281	ETC	USEP3913M	
1995-1996	V8-4.6L	281		USEP3913M	
1997	V8-4.6L	281	ETC	USEP3935M	
1997	V8-4.6L	281		USEP3935M	
1998-2002	V8-4.6L	281	ESC	USEP3974M	
1998-2002	V8-4.6L	281	ETC	USEP3974M	
1991	V8-4.9L	300	Biarritz; 1.45 inch pump diameter		USEP3240
1991	V8-4.9L	300	Spring Edition; 1.45 inch pump diameter		USEP3240
1991-1992	V8-4.9L	300	1.45 inch pump diameter		USEP3240
1991-1992	V8-4.9L	300	Touring; 1.45 inch pump diameter		USEP3240
1991-1992	V8-4.9L	300			USEP3265
1993	V8-4.9L	300			USEP3307
1984	V8-5.7L	350	Cabriolet; In-Line		USEP8012SP
1984-1985	V8-5.7L	350	In-Line; Touring		USEP8012SP
1985	V8-5.7L	350	DIESEL; Touring; External Pump		USEP3076
ESCALADE					
2002-2003	V8-5.3L	325		USEP3508M	
1999	V8-5.7L	350	Radio Frequency Interference Filter	USEP3534M	USEP3240R
1999	V8-5.7L	350	Exc.Radio Frequency Interference Filter	USEP3972M	USEP3240R
2000	V8-5.7L	350		USEP3972M	USEP3240R
2002-2003	V8-6.0L	364		USEP3508M	
FLEETWOOD					
1985	V6-4.3L	260	DIESEL; Exc.External EGR Valve; External Pump		USEP3073
1985	V6-4.3L	260	DIESEL; External EGR Valve; External Pump		USEP3076
1985	V8-4.1L	250	Brougham d'Elegance		USEP3567
1985	V8-4.1L	250			USEP3567
1986	V8-4.1L	250	75 Formal; FI; Harness Stamped CPG		USEP3212
1986	V8-4.1L	250	FI; Harness Stamped CPG		USEP3212
1986	V8-4.1L	250	75 Formal; FI; Harness Stamped HEF		USEP3902
1986	V8-4.1L	250	FI; Harness Stamped HEF		USEP3902



FUEL PUMP APPLICATION GUIDE

USMW
Professional Series

Model Years	Engine Liters	Cubic Inches	Application Description	Fuel Pump Assembly	Fuel Pump Kit
1987	V8-4.1L	250	60 Special		USEP3212
1987	V8-4.1L	250			USEP3212
1988	V8-4.5L	273			USEP3212
1988-1989	V8-4.5L	273	60 Special		USEP3212
1990	V8-4.5L	273	60 Special		USEP3265
1991	V8-4.9L	300	60 Special		USEP3265
1992	V8-4.9L	300	2 inch pump diameter		USEP3222
1984	V8-5.7L	350	Brougham; In-Line		USEP8012SP
1985	V8-5.7L	350	Brougham d'Elegance; DIESEL; External Pump		USEP3076
1993	V8-5.7L	350	Brougham		USEP3268
1994,1996	V8-5.7L	350	Brougham		USEP3270
1995	V8-5.7L	350	Brougham		USEP3210
SEVILLE					
1985	V8-4.1L	250			USEP3901
1986-1987	V8-4.1L	250			USEP3212
1988-1989	V8-4.5L	273			USEP3212
1990	V8-4.5L	273	1.45 inch pump diameter		USEP3240
1990	V8-4.5L	273	STS; 1.45 inch pump diameter		USEP3240
1990	V8-4.5L	273	STS		USEP3265
1990	V8-4.5L	273			USEP3265
1993	V8-4.6L	281	STS		USEP3307
1994	V8-4.6L	281	SLS; Fuel Sender Stamped EPT,EPW		USEP3307
1994	V8-4.6L	281	SLS; Fuel Sender Stamped EPV	USEP3913M	
1994	V8-4.6L	281	STS; Fuel Sender Stamped EPV	USEP3913M	
1995-1996	V8-4.6L	281	SLS	USEP3913M	
1995-1996	V8-4.6L	281	STS	USEP3913M	
1997	V8-4.6L	281	SLS	USEP3935M	
1997	V8-4.6L	281	STS	USEP3935M	
1998-1999	V8-4.6L	281	SLS	USEP3533M	
1998-1999	V8-4.6L	281	STS	USEP3533M	
2000	V8-4.6L	281	SLS	USEP3518M	
2000	V8-4.6L	281	STS	USEP3518M	
2001-2003	V8-4.6L	281	SLS	USEP3518M	
2001-2003	V8-4.6L	281	STS	USEP3518M	
2004	V8-4.6L	281		USEP3518M	
1991-1992	V8-4.9L	300	1.45 inch pump diameter		USEP3240
1991-1992	V8-4.9L	300	STS; 1.45 inch pump diameter		USEP3240
1991-1992	V8-4.9L	300	STS		USEP3265
1991-1992	V8-4.9L	300			USEP3265
1993	V8-4.9L	300			USEP3307
1984	V8-5.7L	350	In-Line		USEP8012SP
1984-1985	V8-5.7L	350	Elegante; In-Line		USEP8012SP
1985	V8-5.7L	350	DIESEL; External Pump		USEP3076
SRX					
2009	V6-3.6L	217		USEP3605M	
2004-2005	V6-3.6L	217		USEP3605M	
2009	V8-4.6L	281		USEP3605M	
2004-2005	V8-4.6L	281		USEP3605M	
STS					
2005	V6-3.6L	217		USEP3692M	
2006	V6-3.6L	217		USEP3692M	
2006	V8-4.4L	267	Supercharged; V	USEP3692M	
2006	V8-4.6L	281		USEP3692M	
XLR					
2006-2008	V8-4.4L	267	Supercharged; V; Left Side Fuel Tank	USEP3579M	
2004-2005	V8-4.6L	281	Left Side Fuel Tank	USEP3579M	
2006-2008	V8-4.6L	281	Left Side Fuel Tank	USEP3579M	
2008	V8-4.6L	281	Platinum; Left Side Fuel Tank	USEP3579M	
CHEVROLET					
ASTRA					
2000	L4-1.8L	108	SOLD IN MEXICO; Except Bosch equipped; FI		USEP12022
2000	L4-1.8L	108	SOLD IN MEXICO; Bosch equipped; FI	USEP12012M	USEP12026
2000-2003	L4-1.8L	110	Sold in Mexico	USEP12018M	
2001-2003	L4-1.8L	109	SOLD IN MEXICO; Except Bosch equipped; EFI DOHC		USEP12022
2001-2003	L4-1.8L	109	SOLD IN MEXICO; Bosch equipped; EFI DOHC	USEP12012M	USEP12026
2007-2008	L4-1.8L	110	SOLD IN MEXICO; MFI DOHC		USEP12143
2004-2006	L4-2.0L	122	SOLD IN MEXICO; MFI SOHC		USEP12026
2007-2008	L4-2.0L	122	SOLD IN MEXICO; Turbo DOHC		USEP12143

Model Years	Engine Liters	Cubic Inches	Application Description	Fuel Pump Assembly	Fuel Pump Kit
2001-2003	L4-2.2L	134	SOLD IN MEXICO; Except Bosch equipped; MFI DOHC		USEP12022
2001-2003	L4-2.2L	134	SOLD IN MEXICO; Bosch equipped; MFI DOHC	USEP12012M	USEP12026
2006	L4-2.4L	147	SOLD IN MEXICO; SFI DOHC		USEP12143
2004-2006	L4-2.4L	147	SOLD IN MEXICO; SFI DOHC		USEP12026
ASTRO					
1985	L4-2.5L	151	FI		USEP3567
1986-1990	L4-2.5L	151			USEP3902
1986-1990	V6-4.3L	262			USEP3902
1990	V6-4.3L	262			USEP3902
1991	V6-4.3L	262			USEP3902
1992-1994	V6-4.3L	262	CS	USEP3650S	USEP3270
1992-1994	V6-4.3L	262			USEP3270
1992-1995	V6-4.3L	262	CL	USEP3650S	USEP3270
1992-1995	V6-4.3L	262	LT	USEP3650S	USEP3270
1992-1995	V6-4.3L	262		USEP3650S	USEP3270
1995	V6-4.3L	262	LS	USEP3650S	USEP3270
1995-1996	V6-4.3L	262			USEP3270
1997-1999	V6-4.3L	262		USEP3940M	USEP3240R
2000-2005	V6-4.3L	262		USEP3506M	
AVALANCHE					
2008	V8-5.3L	325	FLEX; LC9 Desig.; LS	USEP3732M	
2008	V8-5.3L	325	FLEX; LC9 Desig.; LT	USEP3732M	
2008	V8-5.3L	325	FLEX; LC9 Desig.; LTZ	USEP3732M	
2008	V8-5.3L	325	FLEX; LMG Desig.; LS	USEP3732M	
2008	V8-5.3L	325	FLEX; LMG Desig.; LT	USEP3732M	
2008	V8-5.3L	325	FLEX; LMG Desig.; LTZ	USEP3732M	
2007	V8-6.0L	364	L76 Desig.; LT	USEP3610M	
2007	V8-6.0L	364	L76 Desig.; LTZ	USEP3610M	
2008	V8-6.0L	364	L76 Desig.; LT	USEP3732M	
2008	V8-6.0L	364	L76 Desig.; LTZ	USEP3732M	
AVALANCHE 1500					
2002-2003	V8-5.3L	323	Sold in Mexico	USEP3556M	USEP3507
2002-2003	V8-5.3L	323		USEP3556M	USEP3507
2006	V8-5.3L	325	LS	USEP3706M	
2006	V8-5.3L	325	LT	USEP3706M	
2006	V8-5.3L	325	Z66	USEP3706M	
2006	V8-5.3L	325	Z71	USEP3706M	
AVALANCHE 2500					
2002-2003	V8-8.1L	496	Exc.Evaporative Emissions Control; Secondary Fuel Tank	USEP3553M	
2002-2003	V8-8.1L	496	Primary Fuel Tank	USEP3554M	
2002-2003	V8-8.1L	496	Evaporative Emissions Control; Secondary Fuel Tank	USEP3555M	
2004	V8-8.1L	496	Secondary Fuel Tank	USEP3587M	
2004	V8-8.1L	496	Primary Fuel Tank	USEP3675M	
2005	V8-8.1L	496	LS; Primary Fuel Tank	USEP3675M	
2005	V8-8.1L	496	LT; Primary Fuel Tank	USEP3675M	
2005-2006	V8-8.1L	496	LS; Secondary Fuel Tank	USEP3587M	
2005-2006	V8-8.1L	496	LT; Secondary Fuel Tank	USEP3587M	
2006	V8-8.1L	496	LS	USEP3675M	
2006	V8-8.1L	496	LT	USEP3675M	
AVEO					
2010	L4-1.6L	97	SOLD IN MEXICO; MFI DOHC	USEP12039M	
2008	L4-1.6L	98	LS	USEP12039M	
BERETTA					
1987	L4-2.0L	122			USEP3212
1988	L4-2.0L	122			USEP3212
1989	L4-2.0L	122			USEP3212
1990	L4-2.2L	134	Indianapolis 500 Pace Car		USEP3212
1991	L4-2.2L	134			USEP3212
1992	L4-2.2L	134	1.45 inch pump diameter		USEP3240
1992	L4-2.2L	134	GT; 1.45 inch pump diameter		USEP3240
1993	L4-2.2L	134	GT	USEP3918M	USEP3313
1993-1995	L4-2.2L	134		USEP3918M	USEP3313
1996	L4-2.2L	134		USEP3921M	
1990-1991	L4-2.3L	140	GTZ		USEP3265
1992	L4-2.3L	140	GTZ; 1.45 inch pump diameter		USEP3240
1993	L4-2.3L	140	GTZ	USEP3918M	USEP3313
1994	L4-2.3L	140		USEP3918M	USEP3313
1987	V6-2.8L	173	1.45 inch pump diameter		USEP3240
1988	V6-2.8L	173	1.45 inch pump diameter		USEP3240



FUEL PUMP APPLICATION GUIDE

USMW
Professional Series

Model Years	Engine Liters	Cubic Inches	Application Description	Fuel Pump Assembly	Fuel Pump Kit
1988	V6-2.8L	173			USEP3265
1989	V6-2.8L	173	1.45 inch pump diameter		USEP3240
1989	V6-2.8L	173	GT; 1.45 inch pump diameter		USEP3240
1990	V6-3.1L	189	Indianapolis 500 Pace Car		USEP3265
1990-1991	V6-3.1L	189	GT		USEP3265
1991	V6-3.1L	189	GTZ		USEP3265
1991	V6-3.1L	189			USEP3265
1992	V6-3.1L	189	1.45 inch pump diameter		USEP3240
1992	V6-3.1L	189	GT; 1.45 inch pump diameter		USEP3240
1992	V6-3.1L	189	GTZ; 1.45 inch pump diameter		USEP3240
1993	V6-3.1L	189	GT	USEP3918M	USEP3313
1993	V6-3.1L	189	GTZ	USEP3918M	USEP3313
1993	V6-3.1L	189		USEP3918M	USEP3313
1994-1995	V6-3.1L	189		USEP3918M	USEP3313
1996	V6-3.1L	189		USEP3921M	
BLAZER					
2002	V6-4.2L	254	4 Dr.; (1st Design)	USEP3992M	USEP3240R
2002	V6-4.2L	254	4 Dr.; (2nd Design)	USEP3992M	USEP3240R
1995	V6-4.3L	262	Sold in Mexico		USEP3270
1995	V6-4.3L	262			USEP3270
1996	V6-4.3L	262	4 Dr.	USEP3925M	USEP3240R
1996	V6-4.3L	262	2 Dr.	USEP3929M	
1996	V6-4.3L	262	Sold in Mexico; 2PTS	USEP3929M	
1996-2001	V6-4.3L	262	Sold in Mexico		USEP12011
1997	V6-4.3L	262	4 Dr.	USEP3953M	USEP3240R
1997-1998	V6-4.3L	262	Sold in Mexico; SFU (4PTS) EXC. EXPORT,SGJ	USEP3953M	USEP3240R
1997-1998	V6-4.3L	262	2 Dr.		USEP3240R
1997-2001	V6-4.3L	262	Sold in Mexico; SGK (2PTS)		USEP3240R
1997-2002	V6-4.3L	262	2 Dr.	USEP3954M	
1998	V6-4.3L	262	4 Dr.; (Exc.18 Gallon Fuel Tank)	USEP3953M	USEP3240R
1998	V6-4.3L	262	4 Dr.; (18 Gallon Fuel Tank)	USEP3992M	USEP3240R
1998-2001	V6-4.3L	262	Sold in Mexico	USEP3992M	USEP3240R
1998-2001	V6-4.3L	262	Sold in Mexico; TCH (4PTS)	USEP3992M	USEP3240R
1999-2001	V6-4.3L	262	4 Dr.; LT	USEP3992M	USEP3240R
1999-2001	V6-4.3L	262	Trailblazer	USEP3992M	USEP3240R
2002	V6-4.3L	262	4 Dr.; (1st Design)	USEP3992M	USEP3240R
2002	V6-4.3L	262	4 Dr.; (2nd Design)	USEP3992M	USEP3240R
2003-2004	V6-4.3L	262	4 Dr.	USEP3992M	USEP3240R
2003-2004	V6-4.3L	262	2 Dr.	USEP3569M	
1987	V8-5.0L	305	Custom Deluxe	USEP3633S	USEP3902
1987	V8-5.0L	305	Silverado	USEP3633S	USEP3902
1987	V8-5.0L	305			USEP3902
1987	V8-5.7L	350	Custom Deluxe	USEP3633S	USEP3902
1987-1991	V8-5.7L	350	Silverado	USEP3633S	USEP3902
1987-1991	V8-5.7L	350			USEP3902
1988-1991	V8-5.7L	350	Scottsdale	USEP3633S	USEP3902
1992-1993	V8-5.7L	350			USEP3902
1994	V8-5.7L	350			USEP3902
1994	V8-6.5L	395	DIESEL; Turbocharged; External Pump		USEP3309
C1500					
1988	V6-4.3L	262	Cheyenne	USEP3621S	USEP3902
1988	V6-4.3L	262	Silverado	USEP3621S	USEP3902
1988,1990	V6-4.3L	262	Scottsdale	USEP3621S	USEP3902
1988-1989	V6-4.3L	262			USEP3902
1990	V6-4.3L	262			USEP3567
1990-1995	V6-4.3L	262	WT	USEP3621S	USEP3902
1991	V6-4.3L	262			USEP3567
1992-1993	V6-4.3L	262			USEP3902
1994-1995	V6-4.3L	262		USEP3621S	USEP3902
1996	V6-4.3L	262		USEP3622S	USEP3270
1996	V6-4.3L	262	Cheyenne	USEP3622S	USEP3270
1996	V6-4.3L	262	Silverado	USEP3622S	USEP3270
1996	V6-4.3L	262	WT	USEP3622S	USEP3270
1997-1998	V6-4.3L	262	Exc.Radio Frequency Interference Filter (Module Stamped GAV; 1.5" pump	USEP3947M	USEP3240R
1997-1998	V6-4.3L	262	Radio Frequency Interference Filter (Module Stamped GDJ,GFK); 1.5" pump	USEP3947M	USEP3240R
1997-1998	V6-4.3L	262	Exc.Radio Frequency Interference Filter (Module Stamped GAV); 1.75" pump	USEP3947M	USEP3947
1997-1998	V6-4.3L	262	Radio Frequency Interference Filter (Module Stamped GDJ,GFK); 1.75" pump	USEP3947M	USEP3947
1988	V8-5.0L	305	Cheyenne	USEP3621S	USEP3902
1988	V8-5.0L	305	Silverado	USEP3621S	USEP3902

Model Years	Engine Liters	Cubic Inches	Application Description	Fuel Pump Assembly	Fuel Pump Kit
1988,1990	V8-5.0L	305	Scottsdale	USEP3621S	USEP3902
1988-1989	V8-5.0L	305			USEP3902
1990	V8-5.0L	305			USEP3567
1990-1995	V8-5.0L	305	WT	USEP3621S	USEP3902
1991	V8-5.0L	305			USEP3567
1992-1993	V8-5.0L	305			USEP3902
1994-1995	V8-5.0L	305		USEP3621S	USEP3902
1996-1997	V8-5.0L	305		USEP3622S	USEP3270
1996-1997	V8-5.0L	305	Cheyenne	USEP3622S	USEP3270
1996-1997	V8-5.0L	305	Silverado	USEP3622S	USEP3270
1996-1997	V8-5.0L	305	WT	USEP3622S	USEP3270
1998	V8-5.0L	305	Exc.Radio Frequency Interference Filter (Module Stamped GAV); 1.5" pump		USEP3240R
1998	V8-5.0L	305	Radio Frequency Interference Filter (Module Stamped GDJ,GFK); 1.5" pump		USEP3240R
1998	V8-5.0L	305	Exc.Radio Frequency Interference Filter (Module Stamped GAV); 1.75" pump		USEP3947
1998	V8-5.0L	305	Radio Frequency Interference Filter (Module Stamped GDJ,GFK); 1.75" pump		USEP3947
1998	V8-5.0L	305	Exc.Radio Frequency Interference Filter (Module Stamped GAV)	USEP3947M	
1998	V8-5.0L	305	Radio Frequency Interference Filter (Module Stamped GDJ,GFK)	USEP3947M	
1999	V8-5.0L	305	Exc.Radio Frequency Interference Filter (Module Stamped GAV); 1.5" pump		USEP3240R
1999	V8-5.0L	305	Radio Frequency Interference Filter (Module Stamped GDJ,GFK); 1.5" pump		USEP3240R
1999	V8-5.0L	305	Exc.Radio Frequency Interference Filter (Module Stamped GAV); 1.75" pump		USEP3947
1999	V8-5.0L	305	Radio Frequency Interference Filter (Module Stamped GDJ,GFK); 1.75" pump		USEP3947
1999	V8-5.0L	305	Exc.Radio Frequency Interference Filter (Module Stamped GAV)	USEP3947M	
1999	V8-5.0L	305	Radio Frequency Interference Filter (Module Stamped GDJ,GFK)	USEP3947M	
1988	V8-5.7L	350	Cheyenne	USEP3621S	USEP3902
1988	V8-5.7L	350	Silverado	USEP3621S	USEP3902
1988,1990	V8-5.7L	350	Scottsdale	USEP3621S	USEP3902
1988-1989	V8-5.7L	350			USEP3902
1990	V8-5.7L	350			USEP3567
1990-1995	V8-5.7L	350	WT	USEP3621S	USEP3902
1991	V8-5.7L	350			USEP3567
1992-1993	V8-5.7L	350			USEP3902
1994-1995	V8-5.7L	350		USEP3621S	USEP3902
1996-1997	V8-5.7L	350		USEP3622S	USEP3270
1996-1997	V8-5.7L	350	Cheyenne	USEP3622S	USEP3270
1996-1997	V8-5.7L	350	Silverado	USEP3622S	USEP3270
1996-1997	V8-5.7L	350	WT	USEP3622S	USEP3270
1998	V8-5.7L	350	Exc.Radio Frequency Interference Filter (Module Stamped GAV); 1.5" pump		USEP3240R
1998	V8-5.7L	350	Radio Frequency Interference Filter (Module Stamped GDJ,GFK); 1.5" pump		USEP3240R
1998	V8-5.7L	350	Exc.Radio Frequency Interference Filter (Module Stamped GAV); 1.75" pump		USEP3947
1998	V8-5.7L	350	Radio Frequency Interference Filter (Module Stamped GDJ,GFK); 1.75" pump		USEP3947
1998	V8-5.7L	350	Exc.Radio Frequency Interference Filter (Module Stamped GAV)	USEP3947M	
1998	V8-5.7L	350	Radio Frequency Interference Filter (Module Stamped GDJ,GFK)	USEP3947M	
1999	V8-5.7L	350	Exc.Radio Frequency Interference Filter (Module Stamped GAV); 1.5" pump		USEP3240R
1999	V8-5.7L	350	Radio Frequency Interference Filter (Module Stamped GDJ,GFK); 1.5" pump		USEP3240R
1999	V8-5.7L	350	Exc.Radio Frequency Interference Filter (Module Stamped GAV); 1.75" pump		USEP3947
1999	V8-5.7L	350	Radio Frequency Interference Filter (Module Stamped GDJ,GFK); 1.75" pump		USEP3947
1999	V8-5.7L	350	Exc.Radio Frequency Interference Filter (Module Stamped GAV)	USEP3947M	
1999	V8-5.7L	350	Radio Frequency Interference Filter (Module Stamped GDJ,GFK)	USEP3947M	
1988-1989	V8-6.2L	379	DIESEL; External Pump		USEP3158
1990-1993	V8-6.2L	379	DIESEL; External Pump		USEP3158
1994-1995	V8-6.5L	395	DIESEL; External Pump		USEP3309
1994-1996	V8-6.5L	395	DIESEL; Turbocharged; External Pump		USEP3309
1997-1998	V8-6.5L	395	DIESEL; Turbocharged; External Pump		USEP3309
1990	V8-7.4L	454			USEP3567
1990	V8-7.4L	454	Scottsdale	USEP3621S	USEP3902
1990-1993	V8-7.4L	454	454 SS	USEP3621S	USEP3902
1990-1993	V8-7.4L	454	Cheyenne	USEP3621S	USEP3902
1990-1993	V8-7.4L	454	Silverado	USEP3621S	USEP3902
1990-1993	V8-7.4L	454	WT	USEP3621S	USEP3902
1991	V8-7.4L	454			USEP3567
1992-1993	V8-7.4L	454			USEP3902
C1500 SUBURBAN					
1992-1994	V8-5.7L	350			USEP3902
1995	V8-5.7L	350			USEP3902
1996-1997	V8-5.7L	350			USEP3270
1998-1999	V8-5.7L	350		USEP3967M	USEP3240R
1995-1998	V8-6.5L	395	DIESEL; Turbocharged; External Pump		USEP3309
1999	V8-6.5L	395	DIESEL; Turbocharged; External Pump		USEP3540



FUEL PUMP APPLICATION GUIDE

USMW
Professional Series

Model Years	Engine Liters	Cubic Inches	Application Description	Fuel Pump Assembly	Fuel Pump Kit
C2500					
1988-1989	V6-4.3L	262			USEP3902
1988-1990	V6-4.3L	262	Scottsdale	USEP3621S	USEP3902
1988-1995	V6-4.3L	262	Cheyenne	USEP3621S	USEP3902
1988-1995	V6-4.3L	262	Silverado	USEP3621S	USEP3902
1990-1991	V6-4.3L	262			USEP3567
1992-1995	V6-4.3L	262			USEP3902
1994-1995	V6-4.3L	262	WT	USEP3621S	USEP3902
1994-1995	V6-4.3L	262		USEP3621S	USEP3902
1992	V8-5.0L	305			USEP3902
1988-1989	V8-5.0L	305			USEP3902
1988-1990	V8-5.0L	305	Scottsdale	USEP3621S	USEP3902
1988-1995	V8-5.0L	305	Cheyenne	USEP3621S	USEP3902
1988-1995	V8-5.0L	305	Silverado	USEP3621S	USEP3902
1990-1991	V8-5.0L	305			USEP3567
1994-1995	V8-5.0L	305	WT	USEP3621S	USEP3902
1994-1995	V8-5.0L	305		USEP3621S	USEP3902
1996-1997	V8-5.0L	305		USEP3622S	USEP3270
1996-1997	V8-5.0L	305	Cheyenne	USEP3622S	USEP3270
1996-1997	V8-5.0L	305	Silverado	USEP3622S	USEP3270
1996-1997	V8-5.0L	305	WT	USEP3622S	USEP3270
1998	V8-5.0L	305	Exc.Radio Frequency Interference Filter (Module Stamped GAV); 1.5" pump		USEP3240R
1998	V8-5.0L	305	Radio Frequency Interference Filter (Module Stamped GDJ,GFK); 1.5" pump		USEP3240R
1998	V8-5.0L	305	Exc.Radio Frequency Interference Filter (Module Stamped GAV); 1.75" pump		USEP3947
1998	V8-5.0L	305	Radio Frequency Interference Filter (Module Stamped GDJ,GFK); 1.75" pump		USEP3947
1998	V8-5.0L	305	Exc.Radio Frequency Interference Filter (Module Stamped GAV)	USEP3947M	
1998	V8-5.0L	305	Radio Frequency Interference Filter (Module Stamped GDJ,GFK)	USEP3947M	
1988-1989	V8-5.7L	350			USEP3902
1988-1990	V8-5.7L	350	Scottsdale	USEP3621S	USEP3902
1988-1995	V8-5.7L	350	Cheyenne	USEP3621S	USEP3902
1988-1995	V8-5.7L	350	Silverado	USEP3621S	USEP3902
1990-1991	V8-5.7L	350			USEP3567
1992-1995	V8-5.7L	350			USEP3902
1994-1995	V8-5.7L	350	WT	USEP3621S	USEP3902
1994-1995	V8-5.7L	350		USEP3621S	USEP3902
1996-1997	V8-5.7L	350		USEP3622S	USEP3270
1996-1997	V8-5.7L	350	Cheyenne	USEP3622S	USEP3270
1996-1997	V8-5.7L	350	Silverado	USEP3622S	USEP3270
1996-1997	V8-5.7L	350	WT	USEP3622S	USEP3270
1998-1999	V8-5.7L	350	Exc.Radio Frequency Interference Filter (Module Stamped GAV); 1.5" pump		USEP3240R
1998-1999	V8-5.7L	350	Radio Frequency Interference Filter (Module Stamped GDJ,GFK); 1.5" pump		USEP3240R
1998-1999	V8-5.7L	350	Exc.Radio Frequency Interference Filter (Module Stamped GAV); 1.75" pump		USEP3947
1998-1999	V8-5.7L	350	Radio Frequency Interference Filter (Module Stamped GDJ,GFK); 1.75" pump		USEP3947
1998-1999	V8-5.7L	350	Exc.Radio Frequency Interference Filter (Module Stamped GAV)	USEP3947M	
1998-1999	V8-5.7L	350	Radio Frequency Interference Filter (Module Stamped GDJ,GFK)	USEP3947M	
1998-1999	V8-5.7L	350	Exc.Radio Frequency Interference Filter (Module Stamped GFT)	USEP3962M	
2000	V8-5.7L	350	Calif (Exc.Radio Frequency Interference Filter); 1.5" pump		USEP3240R
2000	V8-5.7L	350	Radio Frequency Interference Filter; 1.5" pump		USEP3240R
2000	V8-5.7L	350	Calif (Exc.Radio Frequency Interference Filter); 1.75" pump		USEP3947
2000	V8-5.7L	350	Radio Frequency Interference Filter; 1.75" pump		USEP3947
2000	V8-5.7L	350	Calif (Exc.Radio Frequency Interference Filter)	USEP3947M	
2000	V8-5.7L	350	Radio Frequency Interference Filter	USEP3947M	
2000	V8-5.7L	350	Exc.Calif (Exc.Radio Frequency Interference Filter)	USEP3962M	
1988-1991	V8-6.2L	379	DIESEL; External Pump		USEP3158
1989-1991	V8-6.2L	379	DIESEL; External Pump		USEP3158
1992-1993	V8-6.2L	379	DIESEL; External Pump		USEP3158
1992-1993	V8-6.5L	395	DIESEL; Turbocharged; External Pump		USEP3158
1994-1995	V8-6.5L	395	DIESEL; External Pump		USEP3309
1994-1998	V8-6.5L	395	DIESEL; Turbocharged; External Pump		USEP3309
1994-1999	V8-6.5L	395	DIESEL; Turbocharged; External Pump		USEP3309
2000	V8-6.5L	395	DIESEL; Turbocharged; External Pump		USEP3540
1991	V8-7.4L	454			USEP3567
1991-1992	V8-7.4L	454	Cheyenne	USEP3621S	USEP3902
1991-1992	V8-7.4L	454	Silverado	USEP3621S	USEP3902
1992-1993	V8-7.4L	454			USEP3902
1994-1995	V8-7.4L	454			USEP3212
1996-1997	V8-7.4L	454		USEP3622S	USEP3270
1996-1997	V8-7.4L	454	Cheyenne	USEP3622S	USEP3270
1996-1997	V8-7.4L	454	Silverado	USEP3622S	USEP3270

Model Years	Engine Liters	Cubic Inches	Application Description	Fuel Pump Assembly	Fuel Pump Kit
1996-1997	V8-7.4L	454	WT	USEP3622S	USEP3270
1998-1999	V8-7.4L	454	Exc.Radio Frequency Interference Filter (Module Stamped GAV); 1.5" pump		USEP3240R
1998-1999	V8-7.4L	454	Radio Frequency Interference Filter (Module Stamped GDJ,GFK); 1.5" pump		USEP3240R
1998-1999	V8-7.4L	454	Exc.Radio Frequency Interference Filter (Module Stamped GAV); 1.75" pump		USEP3947
1998-1999	V8-7.4L	454	Radio Frequency Interference Filter (Module Stamped GDJ,GFK); 1.75" pump		USEP3947
1998-1999	V8-7.4L	454	Exc.Radio Frequency Interference Filter (Module Stamped GAV)	USEP3947M	
1998-1999	V8-7.4L	454	Radio Frequency Interference Filter (Module Stamped GDJ,GFK)	USEP3947M	
1998-1999	V8-7.4L	454	Exc.Radio Frequency Interference Filter (Module Stamped GFT)	USEP3962M	
2000	V8-7.4L	454	Calif (Exc.Radio Frequency Interference Filter); 1.5" pump		USEP3240R
2000	V8-7.4L	454	Radio Frequency Interference Filter; 1.5" pump		USEP3240R
2000	V8-7.4L	454	Calif (Exc.Radio Frequency Interference Filter); 1.75" pump		USEP3947
2000	V8-7.4L	454	Radio Frequency Interference Filter; 1.75" pump		USEP3947
2000	V8-7.4L	454	Calif (Exc.Radio Frequency Interference Filter)	USEP3947M	
2000	V8-7.4L	454	Radio Frequency Interference Filter	USEP3947M	
2000	V8-7.4L	454	Exc.Calif (Exc.Radio Frequency Interference Filter)	USEP3962M	
C2500 SUBURBAN					
1992-1993	V8-5.7L	350			USEP3902
1994-1995	V8-5.7L	350			USEP3902
1996-1997	V8-5.7L	350			USEP3270
1998-1999	V8-5.7L	350	Calif	USEP3967M	USEP3240R
1998-1999	V8-5.7L	350	Exc.Calif	USEP3994M	
1994-1999	V8-6.5L	395	DIESEL; Turbocharged; External Pump		USEP3309
1992-1993	V8-7.4L	454			USEP3902
1994-1995	V8-7.4L	454			USEP3212
1996-1997	V8-7.4L	454			USEP3270
1998-1999	V8-7.4L	454	Calif	USEP3967M	USEP3240R
1998-1999	V8-7.4L	454	Exc.Calif	USEP3994M	
C35					
1995	V8-5.7L	350	Cheyenne	USEP3621S	USEP3902
1995	V8-5.7L	350	Tipico	USEP3621S	USEP3902
1995	V8-5.7L	350		USEP3621S	USEP3902
1998-1999	V8-5.7L	350	Sold in Mexico		USEP3956
1998-2000	V8-5.7L	350	Sold in Mexico	USEP3956M	
C3500					
1988-1990	V8-5.7L	350	Scottsdale	USEP3621S	USEP3902
1988-1991	V8-5.7L	350			USEP3902
1988-1995	V8-5.7L	350	Cheyenne	USEP3621S	USEP3902
1988-1995	V8-5.7L	350	Silverado	USEP3621S	USEP3902
1992-1995	V8-5.7L	350			USEP3902
1994-1995	V8-5.7L	350		USEP3621S	USEP3902
1996-1997	V8-5.7L	350		USEP3622S	USEP3270
1996-1997	V8-5.7L	350	Cheyenne	USEP3622S	USEP3270
1996-1997	V8-5.7L	350	Silverado	USEP3622S	USEP3270
1998-1999	V8-5.7L	350	Exc.Radio Frequency Interference Filter (Module Stamped GAV); 1.5" pump		USEP3240R
1998-1999	V8-5.7L	350	Radio Frequency Interference Filter (Module Stamped GDJ,GFK); 1.5" pump		USEP3240R
1998-1999	V8-5.7L	350	Exc.Radio Frequency Interference Filter (Module Stamped GAV); 1.75" pump		USEP3947
1998-1999	V8-5.7L	350	Radio Frequency Interference Filter (Module Stamped GDJ,GFK); 1.75" pump		USEP3947
1998-1999	V8-5.7L	350	Exc.Radio Frequency Interference Filter (Module Stamped GAV)	USEP3947M	
1998-1999	V8-5.7L	350	Radio Frequency Interference Filter (Module Stamped GDJ,GFK)	USEP3947M	
1998-1999	V8-5.7L	350	Exc.Radio Frequency Interference Filter (Module Stamped GFT)	USEP3962M	
2000	V8-5.7L	350	Crew Cab Pickup; (Calif); 1.5" pump		USEP3240R
2000	V8-5.7L	350	Extended Cab Pickup; (Calif); 1.5" pump		USEP3240R
2000	V8-5.7L	350	Standard Cab Pickup; (Calif); 1.5" pump		USEP3240R
2000	V8-5.7L	350	Crew Cab Pickup; (Calif); 1.75" pump		USEP3947
2000	V8-5.7L	350	Extended Cab Pickup; (Calif); 1.75" pump		USEP3947
2000	V8-5.7L	350	Standard Cab Pickup; (Calif); 1.75" pump		USEP3947
2000	V8-5.7L	350	Crew Cab Pickup; (Calif)	USEP3947M	
2000	V8-5.7L	350	Extended Cab Pickup; (Calif)	USEP3947M	
2000	V8-5.7L	350	Standard Cab Pickup; (Calif)	USEP3947M	
2000	V8-5.7L	350	Cab & Chassis; (Exc.Calif)	USEP3956M	
2000	V8-5.7L	350	Cab & Chassis; (Calif)	USEP3957M	
2000	V8-5.7L	350	Crew Cab Pickup; (Exc.Calif)	USEP3962M	
2000	V8-5.7L	350	Extended Cab Pickup; (Exc.Calif)	USEP3962M	
2000	V8-5.7L	350	Standard Cab Pickup; (Exc.Calif)	USEP3962M	
2001	V8-5.7L	350		USEP3500M	USEP3500
1988-1991	V8-6.2L	379	DIESEL; External Pump		USEP3158
1992-1993	V8-6.2L	379	DIESEL; External Pump		USEP3158
1992-1993	V8-6.5L	395	DIESEL; Turbocharged; External Pump		USEP3158
1994-1998	V8-6.5L	395	DIESEL; Turbocharged; External Pump		USEP3309

APPLICATIONS



FUEL PUMP APPLICATION GUIDE

USMW
Professional Series

Model Years	Engine Liters	Cubic Inches	Application Description	Fuel Pump Assembly	Fuel Pump Kit
1999-2000	V8-6.5L	395	DIESEL; Turbocharged; External Pump		USEP3540
1988-1990	V8-7.4L	454	Scottsdale	USEP3621S	USEP3902
1988-1993	V8-7.4L	454	Cheyenne	USEP3621S	USEP3902
1988-1993	V8-7.4L	454	Silverado	USEP3621S	USEP3902
1989	V8-7.4L	454			USEP3902
1992-1993	V8-7.4L	454			USEP3902
1994-1995	V8-7.4L	454			USEP3212
1996-1997	V8-7.4L	454		USEP3622S	USEP3270
1996-1997	V8-7.4L	454	Cheyenne	USEP3622S	USEP3270
1996-1997	V8-7.4L	454	Silverado	USEP3622S	USEP3270
1998-1999	V8-7.4L	454	Exc.Radio Frequency Interference Filter (Module Stamped GAV); 1.5" pump		USEP3240R
1998-1999	V8-7.4L	454	Radio Frequency Interference Filter (Module Stamped GDJ,GFK); 1.5" pump		USEP3240R
1998-1999	V8-7.4L	454	Exc.Radio Frequency Interference Filter (Module Stamped GAV); 1.75" pump		USEP3947
1998-1999	V8-7.4L	454	Radio Frequency Interference Filter (Module Stamped GDJ,GFK); 1.75" pump		USEP3947
1998-1999	V8-7.4L	454	Exc.Radio Frequency Interference Filter (Module Stamped GAV)	USEP3947M	
1998-1999	V8-7.4L	454	Radio Frequency Interference Filter (Module Stamped GDJ,GFK)	USEP3947M	
1998-1999	V8-7.4L	454	Exc.Radio Frequency Interference Filter (Module Stamped GFT)	USEP3962M	
2000	V8-7.4L	454	Crew Cab Pickup; (Calif); 1.5" pump		USEP3240R
2000	V8-7.4L	454	Extended Cab Pickup; (Calif); 1.5" pump		USEP3240R
2000	V8-7.4L	454	Standard Cab Pickup; (Calif); 1.5" pump		USEP3240R
2000	V8-7.4L	454	Crew Cab Pickup; (Calif); 1.75" pump		USEP3947
2000	V8-7.4L	454	Extended Cab Pickup; (Calif); 1.75" pump		USEP3947
2000	V8-7.4L	454	Standard Cab Pickup; (Calif); 1.75" pump		USEP3947
2000	V8-7.4L	454	Crew Cab Pickup; (Calif)	USEP3947M	
2000	V8-7.4L	454	Extended Cab Pickup; (Calif)	USEP3947M	
2000	V8-7.4L	454	Standard Cab Pickup; (Calif)	USEP3947M	
2000	V8-7.4L	454	Cab & Chassis; (Exc.Calif)	USEP3956M	
2000	V8-7.4L	454	Cab & Chassis; (Calif)	USEP3957M	
2000	V8-7.4L	454	Crew Cab Pickup; (Exc.Calif)	USEP3962M	
2000	V8-7.4L	454	Extended Cab Pickup; (Exc.Calif)	USEP3962M	
2000	V8-7.4L	454	Standard Cab Pickup; (Exc.Calif)	USEP3962M	
CAMARO					
1985	L4-2.5L	151	FI; Sport		USEP3901
1986	L4-2.5L	151	FI; Sport		USEP3902
1985,1987	V6-2.8L	173	FI; Sport; 1.45 inch pump diameter		USEP3240
1986	V6-2.8L	173	FI; Sport; 1.45 inch pump diameter; Exc.Harness Stamped FEM		USEP3240
1986	V6-2.8L	173	FI; Sport; 1.45 inch pump diameter; Harness Stamped FEM		USEP3240
1988	V6-2.8L	173	1.45 inch pump diameter		USEP3240
1989	V6-2.8L	173	RS; 1.45 inch pump diameter		USEP3240
1990-1991	V6-3.1L	189	RS; 1.45 inch pump diameter		USEP3240
1993-1995	V6-3.4L	207			USEP3907
1995	V6-3.8L	231			USEP3907
1996-1997	V6-3.8L	231	RS	USEP3983S	
1996-1997	V6-3.8L	231		USEP3983S	
1997	V6-3.8L	231	Sold in Mexico		USEP3907
1998	V6-3.8L	231		USEP3949S	
1999-2002	V6-3.8L	231		USEP3369M	USEP3240R
1985-1987	V8-5.0L	305	FI		USEP3210
1986	V8-5.0L	305	CARB		USEP3903
1988-1989	V8-5.0L	305			USEP3902
1988-1990	V8-5.0L	305	Iroc-Z		USEP3210
1990-1991	V8-5.0L	305	RS		USEP3902
1991	V8-5.0L	305			USEP3210
1992	V8-5.0L	305			USEP3210
1992	V8-5.0L	305	RS Heritage Edition		USEP3902
1987	V8-5.7L	350	FI		USEP3210
1988-1990	V8-5.7L	350	Iroc-Z		USEP3210
1991	V8-5.7L	350			USEP3210
1992	V8-5.7L	350			USEP3210
1993-1994	V8-5.7L	350			USEP3908
1995	V8-5.7L	350	Sold in Mexico		USEP3908
1996	V8-5.7L	350	Sold in Mexico	USEP3924M	USEP3240R
1996	V8-5.7L	350		USEP3924M	USEP3240R
1997	V8-5.7L	350		USEP3924M	USEP3240R
1998	V8-5.7L	350		USEP3961S	USEP3961
1999-2002	V8-5.7L	350		USEP3368M	USEP3240R
CAPRICE					
1985	V6-4.3L	262	Classic; FI		USEP3902
1986	V6-4.3L	262	Classic Brougham; FI; Harness Stamped BEB		USEP3902

Model Years	Engine Liters	Cubic Inches	Application Description	Fuel Pump Assembly	Fuel Pump Kit
1986	V6-4.3L	262	Classic Brougham; FI; Harness Stamped BEG		USEP3902
1986	V6-4.3L	262	FI; Harness Stamped BEB		USEP3902
1986	V6-4.3L	262	FI; Harness Stamped BEG		USEP3902
1987-1988	V6-4.3L	262	Classic LS Brougham; FI		USEP3902
1987-1989	V6-4.3L	262	Classic; FI		USEP3902
1987-1989	V6-4.3L	262	FI		USEP3902
1990	V6-4.3L	262	Classic; FI		USEP3901
1990	V6-4.3L	262	FI		USEP3901
1993	V6-4.3L	262	Classic		USEP3268
1994	V8-4.3L	265	Classic		USEP3210
1994	V8-4.3L	265	Classic LS		USEP3210
1995-1996	V8-4.3L	265			USEP3210
1989-1990	V8-5.0L	305	Classic LS Brougham; FI		USEP3902
1989-1990	V8-5.0L	305	Classic; FI		USEP3902
1989-1990	V8-5.0L	305	FI		USEP3902
1991-1992	V8-5.0L	305	Classic LTZ		USEP3268
1991-1993	V8-5.0L	305	Classic		USEP3268
1993	V8-5.0L	305	Classic LS		USEP3268
1985	V8-5.7L	350	Classic; DIESEL; FI; External Pump		USEP3076
1985	V8-5.7L	350	Classic; In-Line		USEP8012SP
1989-1990	V8-5.7L	350	FI		USEP3902
1991-1992	V8-5.7L	350	Classic		USEP3268
1991-1993	V8-5.7L	350	Classic LTZ		USEP3268
1994	V8-5.7L	350	Classic		USEP3270
1994	V8-5.7L	350	Classic LS		USEP3270
1995-1996	V8-5.7L	350			USEP3270
CAVALIER					
1985	L4-2.0L	122	CL		USEP3567
1985	L4-2.0L	122	CS		USEP3567
1985	L4-2.0L	122	Type-10		USEP3567
1986	L4-2.0L	122	CL		USEP3902
1986	L4-2.0L	122	CS		USEP3902
1986	L4-2.0L	122	RS		USEP3902
1987	L4-2.0L	122	CS		USEP3212
1987-1988	L4-2.0L	122	RS		USEP3212
1987-1988	L4-2.0L	122			USEP3212
1988-1989	L4-2.0L	122			USEP3212
2002	L4-2.2L	134	Sold in Mexico		USEP12011
1990-1991	L4-2.2L	134	RS		USEP3212
1990-1991	L4-2.2L	134			USEP3212
1992	L4-2.2L	134	RS	USEP3917M	USEP3313
1992	L4-2.2L	134		USEP3917M	USEP3313
1992-1994	L4-2.2L	134	RS		USEP3313
1992-1994	L4-2.2L	134			USEP3313
1993-1994	L4-2.2L	134	RS	USEP3918M	USEP3313
1993-1994	L4-2.2L	134		USEP3918M	USEP3313
1995	L4-2.2L	134	LS	USEP3914M	USEP3240R
1995	L4-2.2L	134	Sold in Mexico	USEP3914M	USEP3240R
1995	L4-2.2L	134		USEP3914M	USEP3240R
1995-2000	L4-2.2L	134	Sold in Mexico		USEP12011
1996-1998	L4-2.2L	134	LS	USEP3919M	USEP3240R
1996-1998	L4-2.2L	134	Sold in Mexico	USEP3919M	USEP3240R
1996-1998	L4-2.2L	134		USEP3919M	USEP3240R
1997-1998	L4-2.2L	134	RS	USEP3919M	USEP3240R
1999	L4-2.2L	134	BI-FUEL	USEP3950M	
1999	L4-2.2L	134	Sold in Mexico	USEP3950M	
1999	L4-2.2L	134		USEP3950M	
2000	L4-2.2L	134	BI-FUEL; Plastic Fuel Tank	USEP3507M	USEP3507
2000	L4-2.2L	134	Plastic Fuel Tank	USEP3507M	USEP3507
2000	L4-2.2L	134	BI-FUEL; Exc.Plastic Fuel Tank	USEP3950M	
2000	L4-2.2L	134	Exc.Plastic Fuel Tank	USEP3950M	
2000,2002	L4-2.2L	134	Sold in Mexico	USEP3507M	USEP3507
2001	L4-2.2L	134		USEP3507M	USEP3507
2002	L4-2.2L	134	BI-FUEL	USEP3507M	USEP3507
2002	L4-2.2L	134		USEP3507M	USEP3507
2002-2004	L4-2.2L	134	L61 Desig.	USEP3507M	USEP3507
2003-2004	L4-2.2L	134	BI-FUEL	USEP3507M	USEP3507
2003-2004	L4-2.2L	134	Sold in Mexico	USEP3507M	USEP3507
2005	L4-2.2L	134		USEP3507M	USEP3507

APPLICATIONS



FUEL PUMP APPLICATION GUIDE

USMW
Professional Series

Model Years	Engine Liters	Cubic Inches	Application Description	Fuel Pump Assembly	Fuel Pump Kit
1995	L4-2.3L	138	LS	USEP3914M	USEP3240R
1995	L4-2.3L	138		USEP3914M	USEP3240R
1995	L4-2.4L	146	Sold in Mexico		USEP12011
1996	L4-2.4L	146		USEP3919M	USEP3240R
1996	L4-2.4L	146	1.5" pump		USEP3240R
1996	L4-2.4L	146	1.75" pump		USEP3919
1996-1998	L4-2.4L	146	LS	USEP3919M	USEP3240R
1996-1998	L4-2.4L	146		USEP3919M	USEP3240R
1999	L4-2.4L	146		USEP3950M	
2000	L4-2.4L	146	Plastic Fuel Tank	USEP3507M	USEP3507
2000	L4-2.4L	146	Exc.Plastic Fuel Tank	USEP3950M	
2001	L4-2.4L	146		USEP3507M	USEP3507
2002	L4-2.4L	146		USEP3507M	USEP3507
1985	V6-2.8L	173	CL; 1.45 inch pump diameter		USEP3240
1985	V6-2.8L	173	Type-10; 1.45 inch pump diameter		USEP3240
1985,1987	V6-2.8L	173	CS; 1.45 inch pump diameter		USEP3240
1986-1988	V6-2.8L	173	RS; 1.45 inch pump diameter		USEP3240
1986-1989	V6-2.8L	173	1.45 inch pump diameter		USEP3240
1987-1988	V6-2.8L	173	1.45 inch pump diameter		USEP3240
1989	V6-2.8L	173	1.45 inch pump diameter		USEP3240
1990-1994	V6-2.8L	173	SOLD IN MEXICO; MFI		USEP3240
1990-1991	V6-3.1L	189	RS		USEP3265
1990-1991	V6-3.1L	189			USEP3265
1992	V6-3.1L	189	RS	USEP3917M	USEP3313
1992	V6-3.1L	189		USEP3917M	USEP3313
1992-1994	V6-3.1L	189	RS		USEP3313
1992-1994	V6-3.1L	189			USEP3313
1993-1994	V6-3.1L	189	RS	USEP3918M	USEP3313
1993-1994	V6-3.1L	189		USEP3918M	USEP3313
CELEBRITY					
1985	L4-2.5L	151	FI		USEP3901
1986	L4-2.5L	151	FI		USEP3902
1987	L4-2.5L	151			USEP3902
1988	L4-2.5L	151	Harness Stamped ARA		USEP3212
1988	L4-2.5L	151	Harness Stamped APH		USEP3902
1989-1990	L4-2.5L	151			USEP3212
1982-1990	V6-2.8L	173	SOLD IN MEXICO; MFI		USEP3240
1985	V6-2.8L	173	FI; 1.45 inch pump diameter		USEP3240
1986	V6-2.8L	173	FI; 1.45 inch pump diameter		USEP3240
1987-1988	V6-2.8L	173	Coupe; 1.45 inch pump diameter		USEP3240
1987-1989	V6-2.8L	173	2 inch pump diameter		USEP3222
1987-1989	V6-2.8L	173	Sedan; 1.45 inch pump diameter		USEP3240
1989	V6-2.8L	173	CL	USEP3640S	USEP3270
1989	V6-2.8L	173	Eurosport	USEP3640S	USEP3270
1989	V6-2.8L	173		USEP3640S	USEP3270
1990	V6-3.1L	189	2 inch pump diameter		USEP3222
1982-1983	V6-4.3L	260	In-Line		USEP8012SP
1984	V6-4.3L	260	In-Line		USEP8012SP
1985	V6-4.3L	260	DIESEL; FI; External Pump		USEP3076
1985	V6-4.3L	260	Classic; In-Line		USEP8012SP
CENTURY					
1995	L4-2.2L	134	SOLD IN MEXICO; MFI		USEP3290
1986-1990	V6-2.8L	173	SOLD IN MEXICO; 1.5" diameter pump.; MFI		USEP3240
1989-1994	V6-3.1L	191	SOLD IN MEXICO; 1.5" diameter pump.; MFI		USEP3240
1994-1997	V6-3.1L	191	SOLD IN MEXICO; MFI		USEP3290
CHEVY					
2009	L4-1.6L	98	SOLD IN MEXICO; MPFI	USEP12012M	USEP12026
2010	L4-1.6L	98	SOLD IN MEXICO; SFI SOHC	USEP12012M	USEP12026
CHEVY C2					
2004-2008	L4-1.6L	98	SOLD IN MEXICO; Bosch equipped; MPFI	USEP12012M	USEP12026
CITATION					
1987-1988	V6-2.8L	173	SOLD IN MEXICO; 1.5" diameter pump.; 2BL		USEP3240
CITATION II					
1985	L4-2.5L	151	FI		USEP3901
CLASSIC					
2004	L4-2.2L	134		USEP3507M	USEP3507
COBALT					
2008	L4-2.0L	122	SS; Turbocharged	USEP3715M	

Model Years	Engine Liters	Cubic Inches	Application Description	Fuel Pump Assembly	Fuel Pump Kit
2005	L4-2.2L	134	L61 Desig.; LT	USEP3590M	
COLORADO					
2004-2005	L4-2.8L	169		USEP3614M	
2005	L4-2.8L	169	Sport	USEP3614M	
2005	L4-2.8L	169	Sport LS	USEP3614M	
2005	L4-2.8L	169		USEP3614M	
2006	L4-2.8L	169	LS	USEP3688M	
2006	L4-2.8L	169	LT	USEP3688M	
2006	L4-2.8L	169		USEP3688M	
2007-2008	L4-2.9L	178	LS	USEP3688M	
2007-2008	L4-2.9L	178	LT	USEP3688M	
2007-2008	L4-2.9L	178		USEP3688M	
2004-2005	L5-3.5L	211		USEP3614M	
2005	L5-3.5L	211	Sport	USEP3614M	
2005	L5-3.5L	211	Sport LS	USEP3614M	
2005	L5-3.5L	211		USEP3614M	
2006	L5-3.5L	211	LT	USEP3688M	
2006	L5-3.5L	211		USEP3688M	
2007-2008	L5-3.7L	223	LS	USEP3688M	
2007-2008	L5-3.7L	223	LT	USEP3688M	
2008	L5-3.7L	223		USEP3688M	
CORSA					
2002	L4-1.4L	85	SOLD IN MEXICO; FI SOHC	USEP12012M	USEP12026
2003-2008	L4-1.8L	108	SOLD IN MEXICO; Except Bosch equipped; FI		USEP12022
2003-2008	L4-1.8L	108	SOLD IN MEXICO; Bosch equipped; FI	USEP12012M	USEP12026
CORSICA					
1987	L4-2.0L	122			USEP3212
1988	L4-2.0L	122			USEP3212
1989	L4-2.0L	122			USEP3212
1990	L4-2.2L	134	LT		USEP3212
1991	L4-2.2L	134			USEP3212
1992	L4-2.2L	134			USEP3265
1993-1995	L4-2.2L	134		USEP3918M	USEP3313
1996	L4-2.2L	134		USEP3921M	
1987	V6-2.8L	173	1.45 inch pump diameter		USEP3240
1988	V6-2.8L	173	1.45 inch pump diameter		USEP3240
1988	V6-2.8L	173			USEP3265
1989	V6-2.8L	173	LTZ		USEP3265
1989	V6-2.8L	173			USEP3265
1990	V6-3.1L	189	LT		USEP3265
1990	V6-3.1L	189	LTZ		USEP3265
1991-1992	V6-3.1L	189			USEP3265
1993	V6-3.1L	189		USEP3918M	USEP3313
1994-1995	V6-3.1L	189		USEP3918M	USEP3313
1996	V6-3.1L	189		USEP3921M	
CORVETTE					
1985-1989	V8-5.7L	350			USEP3210
1990-1991	V8-5.7L	350			USEP3265
1990-1995	V8-5.7L	350			USEP3904
1992-1994	V8-5.7L	350			USEP3271
1995	V8-5.7L	350	Sold in Mexico		USEP3270
1995	V8-5.7L	350	Indianapolis 500 Pace Car		USEP3271
1996	V8-5.7L	350			USEP3271
1997-1999	V8-5.7L	350		USEP3578M	
2000	V8-5.7L	350		USEP3577M	
2001-2002	V8-5.7L	350		USEP3577M	
2003	V8-5.7L	350	1st Design	USEP3577M	
2003	V8-5.7L	350	Primary Pump; 2nd Design	USEP3579M	
2003	V8-5.7L	350	2nd Design	USEP3579M	
2004	V8-5.7L	350		USEP3579M	
2005	V8-6.0L	364		USEP3579M	
2006-2007	V8-6.0L	364		USEP3579M	
2008	V8-6.2L	376	LS3 Desig.	USEP3579M	
2009	V8-6.2L	376	LS3 Desig.	USEP3579M	
2009	V8-6.2L	376	LS9 Desig.; Supercharged	USEP3579M	
2006-2008	V8-7.0L	427		USEP3579M	
2008	V8-7.0L	427	427 Limited Edition Z06	USEP3579M	
CUTLASS					
1994-1996	L4-2.2L	134	SOLD IN MEXICO; MFI		USEP3290



FUEL PUMP APPLICATION GUIDE

USMW
Professional Series

Model Years	Engine Liters	Cubic Inches	Application Description	Fuel Pump Assembly	Fuel Pump Kit
1986-1989	V6-2.8L	173	SOLD IN MEXICO; 1.5" diameter pump.; MFI		USEP3240
1990-1997	V6-3.1L	191	SOLD IN MEXICO; 1.5" diameter pump.; MFI		USEP3240
1994-1997	V6-3.1L	191	SOLD IN MEXICO; MFI		USEP3290
EL CAMINO					
1985-1987	V6-4.3L	262	FI		USEP3902
EQUINOX					
2005	V6-3.4L	207	LS	USEP3626M	
2005	V6-3.4L	207	LT	USEP3626M	
2005	V6-3.4L	209	LS	USEP3626M	
2005	V6-3.4L	209	LT	USEP3626M	
EUROSPORT					
1991-1996	V6-3.1L	191	SOLD IN MEXICO; FI		USEP3290
EXPRESS 1500					
1996	V6-4.3L	262		USEP3927M	
1997	V6-4.3L	262	Exc.Fitting for Fuel Line	USEP3966M	USEP3240R
1998-2002	V6-4.3L	262	Exc.Fitting for Fuel Line	USEP3971M	USEP3240R
2002	V6-4.3L	262	Sold in Mexico	USEP3971M	USEP3240R
2003	V6-4.3L	262	Sold in Mexico	USEP3584M	
2003	V6-4.3L	262		USEP3584M	
2004	V6-4.3L	262		USEP3588M	
2005-2008	V6-4.3L	262		USEP12006M	
1996	V8-5.0L	305		USEP3927M	
1997	V8-5.0L	305	Exc.Fitting for Fuel Line	USEP3966M	USEP3240R
1998-2002	V8-5.0L	305	Exc.Fitting for Fuel Line	USEP3971M	USEP3240R
2003	V8-5.3L	323		USEP3584M	
2004-2005	V8-5.3L	323		USEP12006M	
2006-2007	V8-5.3L	325		USEP12006M	
1996	V8-5.7L	350	31 Gallon Fuel Tank	USEP3927M	
1996	V8-5.7L	350	55 Gallon Fuel Tank	USEP3928M	
1997	V8-5.7L	350	Exc.Fitting for Fuel Line	USEP3966M	USEP3240R
1998-2002	V8-5.7L	350	Exc.Fitting for Fuel Line	USEP3971M	USEP3240R
EXPRESS 2500					
1996	V6-4.3L	262		USEP3927M	
1997-1998	V6-4.3L	262	Exc.Fitting for Fuel Line	USEP3966M	USEP3240R
1999-2002	V6-4.3L	262	Exc.Fitting for Fuel Line; Exc.Calif (Over GVW 8,500 Lbs.)	USEP3966M	USEP3240R
1999-2002	V6-4.3L	262	Exc.Fitting for Fuel Line; Exc.Calif (Under GVW 8,500 Lbs.)	USEP3971M	USEP3240R
1999-2002	V6-4.3L	262	Exc.Fitting for Fuel Line; Calif	USEP3971M	USEP3240R
1999-2002	V6-4.3L	262	Fitting for Fuel Line	USEP3371M	
2003	V6-4.3L	262		USEP3584M	
2004	V6-4.3L	262		USEP3588M	
2005	V6-4.3L	262		USEP12006M	
2003	V8-4.8L	294		USEP3584M	
2004-2005	V8-4.8L	294		USEP12006M	
2006-2007	V8-4.8L	294		USEP12006M	
2008	V8-4.8L	294		USEP12006M	
1996	V8-5.0L	305		USEP3927M	
1997-1998	V8-5.0L	305	Exc.Fitting for Fuel Line	USEP3966M	USEP3240R
1999-2002	V8-5.0L	305	Exc.Fitting for Fuel Line; Exc.Calif (Over GVW 8,500 Lbs.)	USEP3966M	USEP3240R
1999-2002	V8-5.0L	305	Exc.Fitting for Fuel Line; Exc.Calif (Under GVW 8,500 Lbs.)	USEP3971M	USEP3240R
1999-2002	V8-5.0L	305	Exc.Fitting for Fuel Line; Calif	USEP3971M	USEP3240R
1999-2002	V8-5.0L	305	Fitting for Fuel Line	USEP3371M	
2003	V8-5.3L	323		USEP3584M	
2004	V8-5.3L	323		USEP12006M	
2005	V8-5.3L	323		USEP12006M	
1996	V8-5.7L	350	31 Gallon Fuel Tank	USEP3927M	
1996	V8-5.7L	350	55 Gallon Fuel Tank	USEP3928M	
1997	V8-5.7L	350	Exc.Fitting for Fuel Line	USEP3966M	USEP3240R
1998-2002	V8-5.7L	350	Exc.Fitting for Fuel Line; Exc.Calif (Over GVW 8,500 Lbs.)	USEP3966M	USEP3240R
1998-2002	V8-5.7L	350	Exc.Fitting for Fuel Line; Exc.Calif (Under GVW 8,500 Lbs.)	USEP3971M	USEP3240R
1998-2002	V8-5.7L	350	Exc.Fitting for Fuel Line; Calif	USEP3971M	USEP3240R
1998-2002	V8-5.7L	350	Fitting for Fuel Line	USEP3371M	
2001	V8-5.7L	350	CNG; (Exc.Fitting for Fuel Line); Exc.Calif (Over GVW 8,500 Lbs.)	USEP3966M	USEP3240R
2001	V8-5.7L	350	CNG; (Exc.Fitting for Fuel Line); Exc.Calif (Under GVW 8,500 Lbs.)	USEP3971M	USEP3240R
2001	V8-5.7L	350	CNG; (Exc.Fitting for Fuel Line); Calif	USEP3971M	USEP3240R
2001	V8-5.7L	350	CNG; (Fitting for Fuel Line)	USEP3371M	
2002	V8-5.7L	350	BI-FUEL; (Exc.Fitting for Fuel Line); Exc.Calif (Over GVW 8,500 Lbs.)	USEP3966M	USEP3240R
2002	V8-5.7L	350	BI-FUEL; (Exc.Fitting for Fuel Line); Exc.Calif (Under GVW 8,500 Lbs.)	USEP3971M	USEP3240R
2002	V8-5.7L	350	BI-FUEL; (Exc.Fitting for Fuel Line); Calif	USEP3971M	USEP3240R
2002	V8-5.7L	350	BI-FUEL; (Fitting for Fuel Line)	USEP3371M	

Model Years	Engine Liters	Cubic Inches	Application Description	Fuel Pump Assembly	Fuel Pump Kit
2003	V8-6.0L	364		USEP3584M	
2004	V8-6.0L	364		USEP12006M	
2005	V8-6.0L	364		USEP12006M	
2006-2007	V8-6.0L	364		USEP12006M	
2008	V8-6.0L	364	LS	USEP12006M	
1996	V8-6.5L	395	DIESEL; LS; Turbocharged; External Pump		USEP3309
1997-1998	V8-6.5L	395	DIESEL; Turbocharged; External Pump		USEP3309
1999-2002	V8-6.5L	395	DIESEL; Turbocharged; External Pump		USEP3540
EXPRESS 3500					
2005	V8-4.8L	294			USEP12046
2006	V8-4.8L	294	Extended Cargo Van	USEP12006M	
2006-2007	V8-4.8L	294	Cutaway Van; (Exc.55 Gallon Fuel Tank)	USEP3583M	
2007	V8-4.8L	294		USEP12006M	
2008	V8-4.8L	294	Standard Cargo Van	USEP12006M	
2008	V8-4.8L	294	Cutaway Van; (Exc.55 Gallon Fuel Tank)	USEP3583M	
2003	V8-5.3L	323	Federal (Exc.55 Gallon Fuel Tank)	USEP3574M	
2003	V8-5.3L	323	Calif (Exc.55 Gallon Fuel Tank)	USEP3575M	
2003	V8-5.3L	323	Calif (55 Gallon Fuel Tank)	USEP3602M	
2003	V8-5.3L	323	Federal (55 Gallon Fuel Tank)	USEP3674M	
1996	V8-5.7L	350	31 Gallon Fuel Tank	USEP3927M	
1996	V8-5.7L	350	55 Gallon Fuel Tank	USEP3928M	
1997	V8-5.7L	350	Extended Cargo Van; (Exc.Fitting for Fuel Line)	USEP3966M	USEP3240R
1997	V8-5.7L	350	Extended Passenger Van; (Exc.Fitting for Fuel Line)	USEP3966M	USEP3240R
1997	V8-5.7L	350	Standard Cargo Van; (Exc.Fitting for Fuel Line)	USEP3966M	USEP3240R
1997	V8-5.7L	350	Standard Passenger Van; (Exc.Fitting for Fuel Line)	USEP3966M	USEP3240R
1997	V8-5.7L	350	Cutaway Van; (35 Gallon Fuel Tank)	USEP3995M	
1997,2000	V8-5.7L	350	Cutaway Van; (55 Gallon Fuel Tank); (Exc.Fitting for Fuel Line)	USEP3966M	USEP3240R
1998-1999	V8-5.7L	350	Extended Cargo Van; (Exc.Calif); (Exc.Fitting for Fuel Line)	USEP3966M	USEP3240R
1998-1999	V8-5.7L	350	Extended Passenger Van; (Exc.Calif); (Exc.Fitting for Fuel Line)	USEP3966M	USEP3240R
1998-1999	V8-5.7L	350	Standard Cargo Van; (Exc.Calif); (Exc.Fitting for Fuel Line)	USEP3966M	USEP3240R
1998-1999	V8-5.7L	350	Standard Passenger Van; (Exc.Calif); (Exc.Fitting for Fuel Line)	USEP3966M	USEP3240R
1998-1999	V8-5.7L	350	Cutaway Van; (Exc.Calif); (35 Gallon Fuel Tank); (Exc.Fitting for Fuel Line)	USEP3996M	USEP3240R
1998-1999	V8-5.7L	350	Fitting for Fuel Line	USEP3371M	
1998-1999	V8-5.7L	350	Cutaway Van; (Calif); (35 Gallon Fuel Tank); (Exc.Fitting for Fuel Line)	USEP3511M	
1998-2002	V8-5.7L	350	Cutaway Van; (Calif); (55 Gallon Fuel Tank); (Exc.Fitting for Fuel Line)	USEP3971M	USEP3240R
1998-2002	V8-5.7L	350	Extended Cargo Van; (Calif); (Exc.Fitting for Fuel Line)	USEP3971M	USEP3240R
1998-2002	V8-5.7L	350	Extended Passenger Van; (Calif); (Exc.Fitting for Fuel Line)	USEP3971M	USEP3240R
1998-2002	V8-5.7L	350	Standard Cargo Van; (Calif); (Exc.Fitting for Fuel Line)	USEP3971M	USEP3240R
1998-2002	V8-5.7L	350	Standard Passenger Van; (Calif); (Exc.Fitting for Fuel Line)	USEP3971M	USEP3240R
1999-2002	V8-5.7L	350	Sold in Mexico; with 1 electrical connector	USEP3966M	USEP3240R
1999-2002	V8-5.7L	350	Sold in Mexico; with 2 electrical connectors	USEP3971M	USEP3240R
2000	V8-5.7L	350	Cutaway Van; (Exc.Fitting for Fuel Line); (Federal) (35 Gallon Fuel Tank)	USEP3996M	USEP3240R
2000-2002	V8-5.7L	350	Extended Cargo Van; (Exc.Fitting for Fuel Line); (Federal)	USEP3966M	USEP3240R
2000-2002	V8-5.7L	350	Extended Passenger Van; (Exc.Fitting for Fuel Line); (Federal)	USEP3966M	USEP3240R
2000-2002	V8-5.7L	350	Standard Cargo Van; (Exc.Fitting for Fuel Line); (Federal)	USEP3966M	USEP3240R
2000-2002	V8-5.7L	350	Standard Passenger Van; (Exc.Fitting for Fuel Line); (Federal)	USEP3966M	USEP3240R
2001-2002	V8-5.7L	350	Cutaway Van; (Federal) (35 Gallon Fuel Tank)	USEP3551M	
2001-2002	V8-5.7L	350	Sold in Mexico; (35 Gallon Fuel Tank)	USEP3551M	
2001-2002	V8-5.7L	350	Cutaway Van; (Calif); (35 Gallon Fuel Tank)	USEP3568M	
2002	V8-5.7L	350	BI-FUEL; Cutaway Van; (55 Gallon Fuel Tank); (Exc.Fitting for Fuel Line)	USEP3966M	USEP3240R
2002	V8-5.7L	350	BI-FUEL; Cutaway Van; (Calif); (35 Gallon Fuel Tank)	USEP3966M	USEP3240R
2002	V8-5.7L	350	BI-FUEL; Extended Cargo Van; (Exc.Fitting for Fuel Line); (Federal)	USEP3966M	USEP3240R
2002	V8-5.7L	350	BI-FUEL; Extended Passenger Van; (Exc.Fitting for Fuel Line); (Federal)	USEP3966M	USEP3240R
2002	V8-5.7L	350	BI-FUEL; Standard Cargo Van; (Exc.Fitting for Fuel Line); (Federal)	USEP3966M	USEP3240R
2002	V8-5.7L	350	BI-FUEL; Standard Passenger Van; (Exc.Fitting for Fuel Line); (Federal)	USEP3966M	USEP3240R
2002	V8-5.7L	350	BI-FUEL; Cutaway Van; (Calif); (55 Gallon Fuel Tank); (Exc.Fitting for Fuel Line)	USEP3971M	USEP3240R
2002	V8-5.7L	350	BI-FUEL; Extended Cargo Van; (Calif)	USEP3971M	USEP3240R
2002	V8-5.7L	350	BI-FUEL; Extended Cargo Van; (Calif); (Exc.Fitting for Fuel Line)	USEP3971M	USEP3240R
2002	V8-5.7L	350	BI-FUEL; Extended Passenger Van; (Calif)	USEP3971M	USEP3240R
2002	V8-5.7L	350	BI-FUEL; Extended Passenger Van; (Calif); (Exc.Fitting for Fuel Line)	USEP3971M	USEP3240R
2002	V8-5.7L	350	BI-FUEL; Standard Cargo Van; (Calif)	USEP3971M	USEP3240R
2002	V8-5.7L	350	BI-FUEL; Standard Cargo Van; (Calif); (Exc.Fitting for Fuel Line)	USEP3971M	USEP3240R
2002	V8-5.7L	350	BI-FUEL; Standard Passenger Van; (Calif)	USEP3971M	USEP3240R
2002	V8-5.7L	350	BI-FUEL; Standard Passenger Van; (Calif); (Exc.Fitting for Fuel Line)	USEP3971M	USEP3240R
2002	V8-5.7L	350	Extended Cargo Van; (Calif)	USEP3971M	USEP3240R
2002	V8-5.7L	350	Extended Passenger Van; (Calif)	USEP3971M	USEP3240R
2002	V8-5.7L	350	Standard Cargo Van; (Calif)	USEP3971M	USEP3240R
2002	V8-5.7L	350	Standard Passenger Van; (Calif)	USEP3971M	USEP3240R
2002	V8-5.7L	350	BI-FUEL; Cutaway Van; (Federal) (35 Gallon Fuel Tank)	USEP3551M	



FUEL PUMP APPLICATION GUIDE

USMW
Professional Series

Model Years	Engine Liters	Cubic Inches	Application Description	Fuel Pump Assembly	Fuel Pump Kit
2003	V8-6.0L	364	Federal (Exc.55 Gallon Fuel Tank)	USEP3574M	
2003	V8-6.0L	364	Calif (Exc.55 Gallon Fuel Tank)	USEP3575M	
2003	V8-6.0L	364	Calif (55 Gallon Fuel Tank)	USEP3602M	
2003	V8-6.0L	364	Federal (55 Gallon Fuel Tank)	USEP3674M	
2004	V8-6.0L	364		USEP12006M	
2004	V8-6.0L	364	Cutaway Van; (Calif); (Exc.55 Gallon Fuel Tank)	USEP3583M	
2004	V8-6.0L	364	Cutaway Van; (Calif); (55 Gallon Fuel Tank)	USEP3681M	
2004	V8-6.0L	364	Cutaway Van; (55 Gallon Fuel Tank)	USEP3682M	
2005	V8-6.0L	364	Standard Cargo Van	USEP12006M	
2005	V8-6.0L	364	Cutaway Van; (Calif); (Exc.55 Gallon Fuel Tank)	USEP3583M	
2005	V8-6.0L	364	Cutaway Van; (Calif); (55 Gallon Fuel Tank)	USEP3681M	
2005	V8-6.0L	364	Cutaway Van; (55 Gallon Fuel Tank)	USEP3682M	
2006	V8-6.0L	364	LT	USEP12006M	
2006-2007	V8-6.0L	364	Cutaway Van; (Exc.55 Gallon Fuel Tank)	USEP3583M	
2006-2008	V8-6.0L	364	LS		USEP12046
2006-2008	V8-6.0L	364			USEP12046
2006-2008	V8-6.0L	364	LT		USEP12046
2007	V8-6.0L	364	Extended Cargo Van	USEP12006M	
2008	V8-6.0L	364	LT	USEP12006M	
2008	V8-6.0L	364	Cutaway Van; (Exc.55 Gallon Fuel Tank)	USEP3583M	
1996-1998	V8-6.5L	395	DIESEL; Turbocharged; External Pump		USEP3309
1999-2002	V8-6.5L	395	DIESEL; Turbocharged; External Pump		USEP3540
1996	V8-7.4L	454	31 Gallon Fuel Tank	USEP3927M	
1996	V8-7.4L	454	55 Gallon Fuel Tank	USEP3928M	
1997	V8-7.4L	454	Extended Cargo Van; (Exc.Fitting for Fuel Line)	USEP3966M	USEP3240R
1997	V8-7.4L	454	Extended Passenger Van; (Exc.Fitting for Fuel Line)	USEP3966M	USEP3240R
1997	V8-7.4L	454	Standard Cargo Van; (Exc.Fitting for Fuel Line)	USEP3966M	USEP3240R
1997	V8-7.4L	454	Standard Passenger Van; (Exc.Fitting for Fuel Line)	USEP3966M	USEP3240R
1997	V8-7.4L	454	Cutaway Van; (35 Gallon Fuel Tank)	USEP3995M	
1997,2000	V8-7.4L	454	Cutaway Van; (55 Gallon Fuel Tank); (Exc.Fitting for Fuel Line)	USEP3966M	USEP3240R
1998-1999	V8-7.4L	454	Extended Cargo Van; (Exc.Calif); (Exc.Fitting for Fuel Line)	USEP3966M	USEP3240R
1998-1999	V8-7.4L	454	Extended Passenger Van; (Exc.Calif); (Exc.Fitting for Fuel Line)	USEP3966M	USEP3240R
1998-1999	V8-7.4L	454	Standard Cargo Van; (Exc.Calif); (Exc.Fitting for Fuel Line)	USEP3966M	USEP3240R
1998-1999	V8-7.4L	454	Standard Passenger Van; (Exc.Calif); (Exc.Fitting for Fuel Line)	USEP3966M	USEP3240R
1998-1999	V8-7.4L	454	Cutaway Van; (Exc.Calif); (35 Gallon Fuel Tank); (Exc.Fitting for Fuel Line)	USEP3996M	USEP3240R
1998-1999	V8-7.4L	454	Fitting for Fuel Line	USEP3371M	
1998-1999	V8-7.4L	454	Cutaway Van; (Calif); (35 Gallon Fuel Tank); (Exc.Fitting for Fuel Line)	USEP3511M	
1998-2000	V8-7.4L	454	Cutaway Van; (Calif); (55 Gallon Fuel Tank); (Exc.Fitting for Fuel Line)	USEP3971M	USEP3240R
1998-2000	V8-7.4L	454	Extended Cargo Van; (Calif); (Exc.Fitting for Fuel Line)	USEP3971M	USEP3240R
1998-2000	V8-7.4L	454	Extended Passenger Van; (Calif); (Exc.Fitting for Fuel Line)	USEP3971M	USEP3240R
1998-2000	V8-7.4L	454	Standard Cargo Van; (Calif); (Exc.Fitting for Fuel Line)	USEP3971M	USEP3240R
1998-2000	V8-7.4L	454	Standard Passenger Van; (Calif); (Exc.Fitting for Fuel Line)	USEP3971M	USEP3240R
2000	V8-7.4L	454	Extended Cargo Van; (Exc.Fitting for Fuel Line); (Federal)	USEP3966M	USEP3240R
2000	V8-7.4L	454	Extended Passenger Van; (Exc.Fitting for Fuel Line); (Federal)	USEP3966M	USEP3240R
2000	V8-7.4L	454	Standard Cargo Van; (Exc.Fitting for Fuel Line); (Federal)	USEP3966M	USEP3240R
2000	V8-7.4L	454	Standard Passenger Van; (Exc.Fitting for Fuel Line); (Federal)	USEP3966M	USEP3240R
2000	V8-7.4L	454	Cutaway Van; (Exc.Fitting for Fuel Line); (Federal) (35 Gallon Fuel Tank)	USEP3996M	USEP3240R
2001	V8-8.1L	496	Extended Cargo Van; (Exc.Fitting for Fuel Line)	USEP3966M	USEP3240R
2001	V8-8.1L	496	Extended Passenger Van; (Exc.Fitting for Fuel Line)	USEP3966M	USEP3240R
2001	V8-8.1L	496	Standard Cargo Van; (Exc.Fitting for Fuel Line)	USEP3966M	USEP3240R
2001	V8-8.1L	496	Standard Passenger Van; (Exc.Fitting for Fuel Line)	USEP3966M	USEP3240R
2001-2002	V8-8.1L	496	Cutaway Van; (Federal)	USEP3551M	
2001-2002	V8-8.1L	496	Cutaway Van; (Calif)	USEP3568M	
2002	V8-8.1L	496	Extended Cargo Van; (Exc.Fitting for Fuel Line); (Federal)	USEP3966M	USEP3240R
2002	V8-8.1L	496	Extended Passenger Van; (Exc.Fitting for Fuel Line); (Federal)	USEP3966M	USEP3240R
2002	V8-8.1L	496	Standard Cargo Van; (Exc.Fitting for Fuel Line); (Federal)	USEP3966M	USEP3240R
2002	V8-8.1L	496	Standard Passenger Van; (Exc.Fitting for Fuel Line); (Federal)	USEP3966M	USEP3240R
2002	V8-8.1L	496	Extended Cargo Van; (Calif)	USEP3971M	USEP3240R
2002	V8-8.1L	496	Extended Passenger Van; (Calif)	USEP3971M	USEP3240R
2002	V8-8.1L	496	Standard Cargo Van; (Calif)	USEP3971M	USEP3240R
2002	V8-8.1L	496	Standard Passenger Van; (Calif)	USEP3971M	USEP3240R
FIREBIRD TRANS AM					
1998	V8-5.7L	350	SOLD IN MEXICO; MFI		USEP3240
1994-1995	V8-5.7L	350	SOLD IN MEXICO; MFI		USEP3908
1996-1997	V8-5.7L	350	SOLD IN MEXICO; MFI	USEP3924M	USEP3240R
1999-2001	V8-5.7L	350	SOLD IN MEXICO; MFI	USEP3368M	USEP3507
G10					
1987-1993	V6-4.3L	262	Chevy Van		USEP3902
1987-1993	V6-4.3L	262	Sportvan		USEP3902

Model Years	Engine Liters	Cubic Inches	Application Description	Fuel Pump Assembly	Fuel Pump Kit
1994-1995	V6-4.3L	262			USEP3902
1987-1993	V8-5.0L	305	Chevy Van		USEP3902
1987-1993	V8-5.0L	305	Sportvan		USEP3902
1994-1995	V8-5.0L	305			USEP3902
1987-1993	V8-5.7L	350	Sportvan		USEP3902
G20					
1987-1995	V6-4.3L	262	Chevy Van		USEP3902
1987-1995	V6-4.3L	262	Sportvan		USEP3902
1987-1995	V8-5.0L	305	Chevy Van		USEP3902
1987-1995	V8-5.0L	305	Sportvan		USEP3902
1987-1994	V8-5.7L	350	Chevy Van		USEP3902
1987-1995	V8-5.7L	350	Sportvan		USEP3902
G30					
1987-1988	V6-4.3L	262	Fi; Hi-Cube		USEP3902
1989-1995	V6-4.3L	262	Hi-Cube		USEP3902
1987-1988	V8-5.7L	350	Fi; Hi-Cube		USEP3902
1987-1988	V8-5.7L	350	Fi; Sportvan		USEP3902
1989-1995	V8-5.7L	350	Hi-Cube		USEP3902
1989-1995	V8-5.7L	350	Sportvan		USEP3902
1996	V8-5.7L	350	Hi-Cube		USEP3268
1996	V8-5.7L	350	Sportvan		USEP3268
1988	V8-7.4L	454	Fi; Sportvan		USEP3567
1988	V8-7.4L	454	Fi; Hi-Cube		USEP3902
1989-1993	V8-7.4L	454	Hi-Cube		USEP3902
1989-1993	V8-7.4L	454	Sportvan		USEP3902
1994-1996	V8-7.4L	454	Hi-Cube		USEP3212
1994-1996	V8-7.4L	454	Sportvan		USEP3212
GRAND AM					
1999	V6-3.1L	191	SOLD IN MEXICO; MFI	USEP3919M	
2000	V6-3.1L	191	SOLD IN MEXICO; MFI	USEP3537M	USEP3947
2001	V6-3.1L	191	SOLD IN MEXICO; MFI	USEP3542M	
1999-2001	V6-3.1L	191	SOLD IN MEXICO; MFI		USEP3240R
1999	V6-3.4L	207	SOLD IN MEXICO; MFI	USEP3950M	USEP3240R
2000-2002	V6-3.4L	207	SOLD IN MEXICO; MFI	USEP3507M	USEP3507
2000	V6-3.8L	231	SOLD IN MEXICO; MFI		USEP3947
2001	V6-3.8L	231	SOLD IN MEXICO; MFI	USEP3542M	
2002	V6-3.8L	231	SOLD IN MEXICO; MFI		USEP3240
1999-2001	V6-3.8L	231	SOLD IN MEXICO; MFI		USEP3240R
1999-2002	V6-3.8L	231	SOLD IN MEXICO; MFI	USEP3537M	
HHR					
2008	L4-2.0L	122	SS; Turbocharged	USEP3715M	
2006	L4-2.2L	134	LS	USEP3715M	
2006	L4-2.2L	134	LT	USEP3715M	
2007	L4-2.2L	134	LS	USEP3715M	
2007	L4-2.2L	134	LT	USEP3715M	
2008	L4-2.2L	134	LS	USEP3715M	
2008	L4-2.2L	134	LS Panel	USEP3715M	
2008	L4-2.2L	134	LT	USEP3715M	
2008	L4-2.2L	134	LT Panel	USEP3715M	
2009	L4-2.2L	134	FLEX; LE8 Desig.; LS	USEP3715M	
2009	L4-2.2L	134	FLEX; LE8 Desig.; LS Panel	USEP3715M	
2009	L4-2.2L	134	FLEX; LE8 Desig.; LT	USEP3715M	
2009	L4-2.2L	134	FLEX; LE8 Desig.; LT Panel	USEP3715M	
2006-2007	L4-2.4L	145	LT	USEP3715M	
2008	L4-2.4L	145	LT	USEP3715M	
2008	L4-2.4L	145	LT Panel	USEP3715M	
2009	L4-2.4L	145	FLEX; LE9 Desig.; LT	USEP3715M	
2009	L4-2.4L	145	FLEX; LE9 Desig.; LT Panel	USEP3715M	
IMPALA					
2000-2003	V6-3.4L	207		USEP3542M	
2004-2005	V6-3.4L	207		USEP3542M	
2006	V6-3.5L	213	FLEX; LS	USEP3679M	
2006	V6-3.5L	213	FLEX; LT	USEP3679M	
2006	V6-3.5L	213	LS	USEP3679M	
2006	V6-3.5L	213	LT	USEP3679M	
2000	V6-3.8L	231	Exc.Police	USEP3542M	
2000	V6-3.8L	231	LS; Exc.Police	USEP3542M	
2000-2002	V6-3.8L	231	LS	USEP3542M	
2000-2003	V6-3.8L	231	Sold in Mexico	USEP3542M	



FUEL PUMP APPLICATION GUIDE

USMW
Professional Series

Model Years	Engine Liters	Cubic Inches	Application Description	Fuel Pump Assembly	Fuel Pump Kit
2000-2003	V6-3.8L	231		USEP3542M	
2003	V6-3.8L	231	LS Sport	USEP3542M	
2004-2005	V6-3.8L	231	LS	USEP3542M	
2004-2005	V6-3.8L	231		USEP3542M	
2004-2005	V6-3.8L	231	SS; Supercharged	USEP3601M	
2006	V6-3.9L	237	LT	USEP3679M	
2006	V6-3.9L	237	LTZ	USEP3679M	
2008	V6-3.9L	237	FLEX; LT; LZG Desig.	USEP3679M	
2008	V6-3.9L	237	FLEX; LTZ; LZG Desig.	USEP3679M	
1985	V6-4.3L	262	FI		USEP3902
2006	V8-5.3L	325	SS	USEP3700M	
1985	V8-5.7L	350	DIESEL; FI; External Pump		USEP3076
1985	V8-5.7L	350	In-Line		USEP8012SP
1994-1996	V8-5.7L	350			USEP3270
JOY					
1994-1995	L4-1.4L	85	SOLD IN MEXICO; MFI		USEP3902
2003	L4-1.6L	98	SOLD IN MEXICO; MFI		USEP12010
1997-1999	L4-1.6L	98	SOLD IN MEXICO; Bosch equipped; TBI SOHC		USEP2364
1997-1999	L4-1.6L	98	SOLD IN MEXICO; Except Bosch equipped; TBI SOHC		USEP3902
1999-2002	L4-1.6L	98	SOLD IN MEXICO; MFI		USEP12026
K1500					
1988-1990	V6-4.3L	262	Scottsdale	USEP3621S	USEP3902
1988-1995	V6-4.3L	262	Cheyenne	USEP3621S	USEP3902
1988-1995	V6-4.3L	262	Silverado	USEP3621S	USEP3902
1990-1991	V6-4.3L	262			USEP3567
1990-1995	V6-4.3L	262	WT	USEP3621S	USEP3902
1991	V6-4.3L	262	Sport	USEP3621S	USEP3902
1994-1995	V6-4.3L	262		USEP3621S	USEP3902
1996	V6-4.3L	262		USEP3622S	USEP3270
1996	V6-4.3L	262	Cheyenne	USEP3622S	USEP3270
1996	V6-4.3L	262	Silverado	USEP3622S	USEP3270
1996	V6-4.3L	262	WT	USEP3622S	USEP3270
1996	V6-4.3L	262			USEP3270
1997-1998	V6-4.3L	262	Exc.Radio Frequency Interference Filter (Module Stamped GAV); 1.5" pump		USEP3240R
1997-1998	V6-4.3L	262	Radio Frequency Interference Filter (Module Stamped GDJ,GFK); 1.5" pump		USEP3240R
1997-1998	V6-4.3L	262	Exc.Radio Frequency Interference Filter (Module Stamped GAV); 1.75" Pump		USEP3947
1997-1998	V6-4.3L	262	Radio Frequency Interference Filter (Module Stamped GDJ,GFK); 1.75" Pump		USEP3947
1997-1998	V6-4.3L	262	Exc.Radio Frequency Interference Filter (Module Stamped GAV)	USEP3947M	
1997-1998	V6-4.3L	262	Radio Frequency Interference Filter (Module Stamped GDJ,GFK)	USEP3947M	
1988-1990	V8-5.0L	305	Scottsdale	USEP3621S	USEP3902
1988-1995	V8-5.0L	305	Cheyenne	USEP3621S	USEP3902
1988-1995	V8-5.0L	305	Silverado	USEP3621S	USEP3902
1990-1991	V8-5.0L	305			USEP3567
1990-1995	V8-5.0L	305	WT	USEP3621S	USEP3902
1991	V8-5.0L	305	Sport	USEP3621S	USEP3902
1994-1995	V8-5.0L	305		USEP3621S	USEP3902
1996-1997	V8-5.0L	305		USEP3622S	USEP3270
1996-1997	V8-5.0L	305	Cheyenne	USEP3622S	USEP3270
1996-1997	V8-5.0L	305	Silverado	USEP3622S	USEP3270
1996-1997	V8-5.0L	305	WT	USEP3622S	USEP3270
1998	V8-5.0L	305	Exc.Radio Frequency Interference Filter (Module Stamped GAV); 1.5" pump		USEP3240R
1998	V8-5.0L	305	Radio Frequency Interference Filter (Module Stamped GDJ,GFK); 1.5" pump		USEP3240R
1998	V8-5.0L	305	Exc.Radio Frequency Interference Filter (Module Stamped GAV); 1.75" Pump		USEP3947
1998	V8-5.0L	305	Radio Frequency Interference Filter (Module Stamped GDJ,GFK); 1.75" Pump		USEP3947
1998	V8-5.0L	305	Exc.Radio Frequency Interference Filter (Module Stamped GAV)	USEP3947M	
1998	V8-5.0L	305	Radio Frequency Interference Filter (Module Stamped GDJ,GFK)	USEP3947M	
1999	V8-5.0L	305	Exc.Radio Frequency Interference Filter (Module Stamped GAV); 1.5" pump		USEP3240R
1999	V8-5.0L	305	Radio Frequency Interference Filter (Module Stamped GDJ,GFK); 1.5" pump		USEP3240R
1999	V8-5.0L	305	Exc.Radio Frequency Interference Filter (Module Stamped GAV); 1.75" Pump		USEP3947
1999	V8-5.0L	305	Radio Frequency Interference Filter (Module Stamped GDJ,GFK); 1.75" Pump		USEP3947
1999	V8-5.0L	305	Exc.Radio Frequency Interference Filter (Module Stamped GAV)	USEP3947M	
1999	V8-5.0L	305	Radio Frequency Interference Filter (Module Stamped GDJ,GFK)	USEP3947M	
1988-1990	V8-5.7L	350	Scottsdale	USEP3621S	USEP3902
1988-1995	V8-5.7L	350	Cheyenne	USEP3621S	USEP3902
1988-1995	V8-5.7L	350	Silverado	USEP3621S	USEP3902
1990-1991	V8-5.7L	350			USEP3567
1990-1995	V8-5.7L	350	WT	USEP3621S	USEP3902
1991	V8-5.7L	350	Sport	USEP3621S	USEP3902
1994-1995	V8-5.7L	350		USEP3621S	USEP3902

Model Years	Engine Liters	Cubic Inches	Application Description	Fuel Pump Assembly	Fuel Pump Kit
1996-1997	V8-5.7L	350		USEP3622S	USEP3270
1996-1997	V8-5.7L	350	Cheyenne	USEP3622S	USEP3270
1996-1997	V8-5.7L	350	Silverado	USEP3622S	USEP3270
1996-1997	V8-5.7L	350	WT	USEP3622S	USEP3270
1998	V8-5.7L	350	Exc.Radio Frequency Interference Filter (Module Stamped GAV); 1.5" pump		USEP3240R
1998	V8-5.7L	350	Radio Frequency Interference Filter (Module Stamped GDJ,GFK); 1.5" pump		USEP3240R
1998	V8-5.7L	350	Exc.Radio Frequency Interference Filter (Module Stamped GAV); 1.75" Pump		USEP3947
1998	V8-5.7L	350	Radio Frequency Interference Filter (Module Stamped GDJ,GFK); 1.75" Pump		USEP3947
1998	V8-5.7L	350	Exc.Radio Frequency Interference Filter (Module Stamped GAV)	USEP3947M	
1998	V8-5.7L	350	Radio Frequency Interference Filter (Module Stamped GDJ,GFK)	USEP3947M	
1999	V8-5.7L	350	Exc.Radio Frequency Interference Filter (Module Stamped GAV); 1.5" pump		USEP3240R
1999	V8-5.7L	350	Radio Frequency Interference Filter (Module Stamped GDJ,GFK); 1.5" pump		USEP3240R
1999	V8-5.7L	350	Exc.Radio Frequency Interference Filter (Module Stamped GAV); 1.75" Pump		USEP3947
1999	V8-5.7L	350	Radio Frequency Interference Filter (Module Stamped GDJ,GFK); 1.75" Pump		USEP3947
1999	V8-5.7L	350	Exc.Radio Frequency Interference Filter (Module Stamped GAV)	USEP3947M	
1999	V8-5.7L	350	Radio Frequency Interference Filter (Module Stamped GDJ,GFK)	USEP3947M	
1988-1993	V8-6.2L	379	DIESEL; External Pump		USEP3158
1994-1995	V8-6.5L	395	DIESEL; External Pump		USEP3309
1994-1998	V8-6.5L	395	DIESEL; Turbocharged; External Pump		USEP3309
1997-1998	V8-6.5L	395	DIESEL; Turbocharged; External Pump		USEP3309
K1500 SUBURBAN					
1992-1994	V8-5.7L	350			USEP3902
1995	V8-5.7L	350			USEP3902
1996-1997	V8-5.7L	350			USEP3270
1998-1999	V8-5.7L	350		USEP3967M	USEP3240R
1998-1999	V8-5.7L	350			USEP3240R
1995-1998	V8-6.5L	395	DIESEL; Turbocharged; External Pump		USEP3309
1999	V8-6.5L	395	DIESEL; Turbocharged; External Pump		USEP3540
K2500					
1988-1989	V6-4.3L	262			USEP3902
1988-1990	V6-4.3L	262	Scottsdale	USEP3621S	USEP3902
1988-1995	V6-4.3L	262	Cheyenne	USEP3621S	USEP3902
1988-1995	V6-4.3L	262	Silverado	USEP3621S	USEP3902
1990-1991	V6-4.3L	262			USEP3567
1992-1995	V6-4.3L	262			USEP3902
1994-1995	V6-4.3L	262	WT	USEP3621S	USEP3902
1994-1995	V6-4.3L	262		USEP3621S	USEP3902
1988-1989	V8-5.0L	305			USEP3902
1988-1990	V8-5.0L	305	Scottsdale	USEP3621S	USEP3902
1988-1995	V8-5.0L	305	Cheyenne	USEP3621S	USEP3902
1988-1995	V8-5.0L	305	Silverado	USEP3621S	USEP3902
1990-1991	V8-5.0L	305			USEP3567
1992-1995	V8-5.0L	305			USEP3902
1994-1995	V8-5.0L	305	WT	USEP3621S	USEP3902
1994-1995	V8-5.0L	305		USEP3621S	USEP3902
1997	V8-5.0L	305			USEP3270
1998	V8-5.0L	305	Exc.Radio Frequency Interference Filter (Module Stamped GAV); 1.5" pump		USEP3240R
1998	V8-5.0L	305	Radio Frequency Interference Filter (Module Stamped GDJ,GFK); 1.5" pump		USEP3240R
1998	V8-5.0L	305	Exc.Radio Frequency Interference Filter (Module Stamped GAV); 1.75" Pump		USEP3947
1998	V8-5.0L	305	Radio Frequency Interference Filter (Module Stamped GDJ,GFK); 1.75" Pump		USEP3947
1998	V8-5.0L	305	Exc.Radio Frequency Interference Filter (Module Stamped GAV)	USEP3947M	
1998	V8-5.0L	305	Radio Frequency Interference Filter (Module Stamped GDJ,GFK)	USEP3947M	
1988-1989	V8-5.7L	350			USEP3902
1988-1990	V8-5.7L	350	Scottsdale	USEP3621S	USEP3902
1988-1995	V8-5.7L	350	Cheyenne	USEP3621S	USEP3902
1988-1995	V8-5.7L	350	Silverado	USEP3621S	USEP3902
1990-1991	V8-5.7L	350			USEP3567
1992-1995	V8-5.7L	350			USEP3902
1994-1995	V8-5.7L	350	WT	USEP3621S	USEP3902
1994-1995	V8-5.7L	350		USEP3621S	USEP3902
1996-1997	V8-5.7L	350		USEP3622S	USEP3270
1996-1997	V8-5.7L	350	Cheyenne	USEP3622S	USEP3270
1996-1997	V8-5.7L	350	Silverado	USEP3622S	USEP3270
1996-1997	V8-5.7L	350	WT	USEP3622S	USEP3270
1996-1997	V8-5.7L	350			USEP3270
1998-1999	V8-5.7L	350	Exc.Radio Frequency Interference Filter (Module Stamped GAV); 1.5" pump		USEP3240R
1998-1999	V8-5.7L	350	Radio Frequency Interference Filter (Module Stamped GDJ,GFK); 1.5" pump		USEP3240R
1998-1999	V8-5.7L	350	Exc.Radio Frequency Interference Filter (Module Stamped GAV); 1.75" Pump		USEP3947
1998-1999	V8-5.7L	350	Radio Frequency Interference Filter (Module Stamped GDJ,GFK); 1.75" Pump		USEP3947



FUEL PUMP APPLICATION GUIDE

USMW
Professional Series

Model Years	Engine Liters	Cubic Inches	Application Description	Fuel Pump Assembly	Fuel Pump Kit
1998-1999	V8-5.7L	350	Exc.Radio Frequency Interference Filter (Module Stamped GAV)	USEP3947M	
1998-1999	V8-5.7L	350	Radio Frequency Interference Filter (Module Stamped GDJ,GFK)	USEP3947M	
1998-1999	V8-5.7L	350	Exc.Radio Frequency Interference Filter (Module Stamped GFT)	USEP3962M	
2000	V8-5.7L	350	Calif (Exc.Radio Frequency Interference Filter); 1.5" pump		USEP3240R
2000	V8-5.7L	350	Radio Frequency Interference Filter; 1.5" pump		USEP3240R
2000	V8-5.7L	350	Calif (Exc.Radio Frequency Interference Filter); 1.75" Pump		USEP3947
2000	V8-5.7L	350	Radio Frequency Interference Filter; 1.75" Pump		USEP3947
2000	V8-5.7L	350	Calif (Exc.Radio Frequency Interference Filter)	USEP3947M	
2000	V8-5.7L	350	Radio Frequency Interference Filter	USEP3947M	
2000	V8-5.7L	350	Exc.Calif (Exc.Radio Frequency Interference Filter)	USEP3962M	
1988-1991	V8-6.2L	379	DIESEL; External Pump		USEP3158
1989-1991	V8-6.2L	379	DIESEL; External Pump		USEP3158
1992-1993	V8-6.2L	379	DIESEL; External Pump		USEP3158
1992-1993	V8-6.5L	395	DIESEL; Turbocharged; External Pump		USEP3158
1994-1995	V8-6.5L	395	DIESEL; External Pump		USEP3309
1994-1998	V8-6.5L	395	DIESEL; Turbocharged; External Pump		USEP3309
1999-2000	V8-6.5L	395	DIESEL; Turbocharged; External Pump		USEP3540
1991	V8-7.4L	454			USEP3567
1991-1993	V8-7.4L	454	Cheyenne	USEP3621S	USEP3902
1991-1993	V8-7.4L	454	Silverado	USEP3621S	USEP3902
1992-1993	V8-7.4L	454			USEP3902
1994-1995	V8-7.4L	454			USEP3212
1996-1997	V8-7.4L	454		USEP3622S	USEP3270
1996-1997	V8-7.4L	454	Cheyenne	USEP3622S	USEP3270
1996-1997	V8-7.4L	454	Silverado	USEP3622S	USEP3270
1996-1997	V8-7.4L	454	WT	USEP3622S	USEP3270
1996-1997	V8-7.4L	454			USEP3270
1998-1999	V8-7.4L	454	Exc.Radio Frequency Interference Filter (Module Stamped GAV); 1.5" pump		USEP3240R
1998-1999	V8-7.4L	454	Radio Frequency Interference Filter (Module Stamped GDJ,GFK); 1.5" pump		USEP3240R
1998-1999	V8-7.4L	454	Exc.Radio Frequency Interference Filter (Module Stamped GAV); 1.75" Pump		USEP3947
1998-1999	V8-7.4L	454	Radio Frequency Interference Filter (Module Stamped GDJ,GFK); 1.75" Pump		USEP3947
1998-1999	V8-7.4L	454	Exc.Radio Frequency Interference Filter (Module Stamped GAV)	USEP3947M	
1998-1999	V8-7.4L	454	Radio Frequency Interference Filter (Module Stamped GDJ,GFK)	USEP3947M	
1998-1999	V8-7.4L	454	Exc.Radio Frequency Interference Filter (Module Stamped GFT)	USEP3962M	
2000	V8-7.4L	454	Calif (Exc.Radio Frequency Interference Filter); 1.5" pump		USEP3240R
2000	V8-7.4L	454	Radio Frequency Interference Filter; 1.5" pump		USEP3240R
2000	V8-7.4L	454	Calif (Exc.Radio Frequency Interference Filter); 1.75" Pump		USEP3947
2000	V8-7.4L	454	Radio Frequency Interference Filter; 1.75" Pump		USEP3947
2000	V8-7.4L	454	Calif (Exc.Radio Frequency Interference Filter)	USEP3947M	
2000	V8-7.4L	454	Radio Frequency Interference Filter	USEP3947M	
2000	V8-7.4L	454	Exc.Calif (Exc.Radio Frequency Interference Filter)	USEP3962M	
K2500 SUBURBAN					
1992-1993	V8-5.7L	350			USEP3902
1994-1995	V8-5.7L	350			USEP3902
1996-1997	V8-5.7L	350			USEP3270
1998-1999	V8-5.7L	350	Calif	USEP3967M	USEP3240R
1998-1999	V8-5.7L	350	Calif; 1.5" pump		USEP3240R
1998-1999	V8-5.7L	350	Exc.Calif	USEP3994M	
1994-1998	V8-6.5L	395	DIESEL; Turbocharged; External Pump		USEP3309
1999	V8-6.5L	395	DIESEL; Turbocharged; External Pump		USEP3540
1992-1993	V8-7.4L	454			USEP3902
1994-1995	V8-7.4L	454			USEP3212
1996-1997	V8-7.4L	454			USEP3270
1998-1999	V8-7.4L	454	Calif	USEP3967M	USEP3240R
1998-1999	V8-7.4L	454	Calif; 1.5" pump		USEP3240R
1998-1999	V8-7.4L	454	Exc.Calif	USEP3994M	
K3500					
1988-1990	V8-5.7L	350	Scottsdale	USEP3621S	USEP3902
1988-1991	V8-5.7L	350			USEP3902
1988-1995	V8-5.7L	350	Cheyenne	USEP3621S	USEP3902
1988-1995	V8-5.7L	350	Silverado	USEP3621S	USEP3902
1992-1995	V8-5.7L	350			USEP3902
1994-1995	V8-5.7L	350		USEP3621S	USEP3902
1996-1997	V8-5.7L	350		USEP3622S	USEP3270
1996-1997	V8-5.7L	350	Cheyenne	USEP3622S	USEP3270
1996-1997	V8-5.7L	350	Silverado	USEP3622S	USEP3270
1996-1997	V8-5.7L	350			USEP3270
1998-1999	V8-5.7L	350	Exc.Radio Frequency Interference Filter (Module Stamped GAV); 1.5" pump		USEP3240R
1998-1999	V8-5.7L	350	Radio Frequency Interference Filter (Module Stamped GDJ,GFK); 1.5" pump		USEP3240R

Model Years	Engine Liters	Cubic Inches	Application Description	Fuel Pump Assembly	Fuel Pump Kit
1998-1999	V8-5.7L	350	Exc.Radio Frequency Interference Filter (Module Stamped GAV); 1.75" Pump		USEP3947
1998-1999	V8-5.7L	350	Radio Frequency Interference Filter (Module Stamped GDJ,GFK); 1.75" Pump		USEP3947
1998-1999	V8-5.7L	350	Exc.Radio Frequency Interference Filter (Module Stamped GAV)	USEP3947M	
1998-1999	V8-5.7L	350	Radio Frequency Interference Filter (Module Stamped GDJ,GFK)	USEP3947M	
1998-1999	V8-5.7L	350	Exc.Radio Frequency Interference Filter (Module Stamped GFR)	USEP3957M	
1998-1999	V8-5.7L	350	Radio Frequency Interference Filter (Module Stamped GFS)	USEP3957M	
1998-1999	V8-5.7L	350	Exc.Radio Frequency Interference Filter (Module Stamped GFT)	USEP3962M	
2000	V8-5.7L	350	Crew Cab Pickup; (Calif); 1.5" pump		USEP3240R
2000	V8-5.7L	350	Extended Cab Pickup; (Calif); 1.5" pump		USEP3240R
2000	V8-5.7L	350	Standard Cab Pickup; (Calif); 1.5" pump		USEP3240R
2000	V8-5.7L	350	Crew Cab Pickup; (Calif); 1.75" Pump		USEP3947
2000	V8-5.7L	350	Extended Cab Pickup; (Calif); 1.75" Pump		USEP3947
2000	V8-5.7L	350	Standard Cab Pickup; (Calif); 1.75" Pump		USEP3947
2000	V8-5.7L	350	Crew Cab Pickup; (Calif)	USEP3947M	
2000	V8-5.7L	350	Extended Cab Pickup; (Calif)	USEP3947M	
2000	V8-5.7L	350	Standard Cab Pickup; (Calif)	USEP3947M	
2000	V8-5.7L	350	Cab & Chassis; (Exc.Calif)	USEP3956M	
2000	V8-5.7L	350	Cab & Chassis; (Calif)	USEP3957M	
2000	V8-5.7L	350	Crew Cab Pickup; (Exc.Calif)	USEP3962M	
2000	V8-5.7L	350	Extended Cab Pickup; (Exc.Calif)	USEP3962M	
2000	V8-5.7L	350	Standard Cab Pickup; (Exc.Calif)	USEP3962M	
1988-1991	V8-6.2L	379	DIESEL; External Pump		USEP3158
1992-1993	V8-6.2L	379	DIESEL; External Pump		USEP3158
1992-1993	V8-6.5L	395	DIESEL; Turbocharged; External Pump		USEP3158
1994-1998	V8-6.5L	395	DIESEL; Turbocharged; External Pump		USEP3309
1999-2000	V8-6.5L	395	DIESEL; Turbocharged; External Pump		USEP3540
1988-1990	V8-7.4L	454	Scottsdale	USEP3621S	USEP3902
1988-1993	V8-7.4L	454	Cheyenne	USEP3621S	USEP3902
1988-1993	V8-7.4L	454	Silverado	USEP3621S	USEP3902
1989	V8-7.4L	454			USEP3902
1992-1993	V8-7.4L	454			USEP3902
1994-1995	V8-7.4L	454			USEP3212
1996-1997	V8-7.4L	454		USEP3622S	USEP3270
1996-1997	V8-7.4L	454	Cheyenne	USEP3622S	USEP3270
1996-1997	V8-7.4L	454	Silverado	USEP3622S	USEP3270
1996-1997	V8-7.4L	454			USEP3270
1998-1999	V8-7.4L	454	Exc.Radio Frequency Interference Filter (Module Stamped GAV); 1.5" pump		USEP3240R
1998-1999	V8-7.4L	454	Radio Frequency Interference Filter (Module Stamped GDJ,GFK); 1.5" pump		USEP3240R
1998-1999	V8-7.4L	454	Exc.Radio Frequency Interference Filter (Module Stamped GAV); 1.75" Pump		USEP3947
1998-1999	V8-7.4L	454	Radio Frequency Interference Filter (Module Stamped GDJ,GFK); 1.75" Pump		USEP3947
1998-1999	V8-7.4L	454	Exc.Radio Frequency Interference Filter (Module Stamped GAV)	USEP3947M	
1998-1999	V8-7.4L	454	Radio Frequency Interference Filter (Module Stamped GDJ,GFK)	USEP3947M	
1998-1999	V8-7.4L	454	Radio Frequency Interference Filter (Module Stamped GFP)	USEP3956M	
1998-1999	V8-7.4L	454	Exc.Radio Frequency Interference Filter (Module Stamped GFR)	USEP3957M	
1998-1999	V8-7.4L	454	Radio Frequency Interference Filter (Module Stamped GFS)	USEP3957M	
1998-1999	V8-7.4L	454	Exc.Radio Frequency Interference Filter (Module Stamped GFT)	USEP3962M	
2000	V8-7.4L	454	Crew Cab Pickup; (Calif); 1.5" pump		USEP3240R
2000	V8-7.4L	454	Extended Cab Pickup; (Calif); 1.5" pump		USEP3240R
2000	V8-7.4L	454	Standard Cab Pickup; (Calif); 1.5" pump		USEP3240R
2000	V8-7.4L	454	Crew Cab Pickup; (Calif); 1.75" Pump		USEP3947
2000	V8-7.4L	454	Extended Cab Pickup; (Calif); 1.75" Pump		USEP3947
2000	V8-7.4L	454	Standard Cab Pickup; (Calif); 1.75" Pump		USEP3947
2000	V8-7.4L	454	Crew Cab Pickup; (Calif)	USEP3947M	
2000	V8-7.4L	454	Extended Cab Pickup; (Calif)	USEP3947M	
2000	V8-7.4L	454	Standard Cab Pickup; (Calif)	USEP3947M	
2000	V8-7.4L	454	Cab & Chassis; (Exc.Calif)	USEP3956M	
2000	V8-7.4L	454	Cab & Chassis; (Calif)	USEP3957M	
2000	V8-7.4L	454	Crew Cab Pickup; (Exc.Calif)	USEP3962M	
2000	V8-7.4L	454	Extended Cab Pickup; (Exc.Calif)	USEP3962M	
2000	V8-7.4L	454	Standard Cab Pickup; (Exc.Calif)	USEP3962M	
LLV					
1994-1995	L4-2.2L	134	1.45 inch pump diameter		USEP3240
1987-1993	L4-2.5L	151			USEP3902
LUMINA					
1993	L4-2.2L	133	LN2 Desig.		USEP3313
1990-1992	L4-2.5L	151			USEP3212
1990	V6-3.1L	189	1.45 inch pump diameter; OE UNIT Stamped WEL,WER		USEP3240
1990	V6-3.1L	189	Euro; 1.45 inch pump diameter; OE UNIT Stamped WEL,WER		USEP3240
1990	V6-3.1L	189	Euro; OE UNIT Stamped WEM		USEP3265



FUEL PUMP APPLICATION GUIDE

USMW
Professional Series

Model Years	Engine Liters	Cubic Inches	Application Description	Fuel Pump Assembly	Fuel Pump Kit
1990	V6-3.1L	189	OE UNIT Stamped WEM		USEP3265
1991-1992	V6-3.1L	189			USEP3265
1993	V6-3.1L	189	Euro		USEP3265
1993	V6-3.1L	189	Euro; FLEX		USEP3265
1993	V6-3.1L	189	FLEX		USEP3265
1993	V6-3.1L	189			USEP3265
1994	V6-3.1L	189	Euro 3.4		USEP3265
1995-1996	V6-3.1L	189	LS		USEP3265
1995-1996	V6-3.1L	189			USEP3265
1997	V6-3.1L	189		USEP3941M	
1997-1998	V6-3.1L	189	LS	USEP3941M	
1997-1998	V6-3.1L	189	LTZ	USEP3941M	
1999	V6-3.1L	189	Refuel Vapor Recovery	USEP3529M	
1999	V6-3.1L	189	Exc.Refuel Vapor Recovery	USEP3941M	
2000-2001	V6-3.1L	189		USEP3514M	
1991-1994	V6-3.4L	207	Z34; 1.45 inch pump diameter		USEP3240
1992-1994	V6-3.4L	207	Euro; 1.45 inch pump diameter		USEP3240
1994	V6-3.4L	207	Euro 3.4; 1.45 inch pump diameter		USEP3240
1995-1996	V6-3.4L	207	LS; 1.45 inch pump diameter		USEP3240
1997	V6-3.4L	207	LTZ	USEP3942M	
1998	V6-3.8L	231	LTZ	USEP3948M	USEP3240R
1999	V6-3.8L	231		USEP3941M	
LUMINA APV					
1990-1991	V6-3.1L	189			USEP3902
1992-1995	V6-3.1L	189			USEP3902
1996	V6-3.4L	207	1.45 inch pump diameter		USEP3240
1992-1995	V6-3.8L	231			USEP3265
MALIBU					
2004	L4-2.2L	134	Sold in Mexico	USEP3507M	USEP3507
2004-2005	L4-2.2L	134	L61 Desig.	USEP3592M	
2006	L4-2.2L	134	LS	USEP3592M	
2006	L4-2.2L	134	LT	USEP3592M	
2007	L4-2.2L	134	L61 Desig.; LS	USEP3591M	
2007	L4-2.2L	134	L61 Desig.; LT	USEP3591M	
2000	L4-2.4L	146	SOLD IN MEXICO; MFI DOHC	USEP3950M	
2001	L4-2.4L	146	SOLD IN MEXICO; MFI DOHC		USEP3507
1997	L4-2.4L	146	Sold in Mexico	USEP3945M	USEP3240R
1997	L4-2.4L	146		USEP3945M	USEP3240R
1998	L4-2.4L	146	Sold in Mexico	USEP3950M	
1998	L4-2.4L	146		USEP3950M	
1999	L4-2.4L	146		USEP3950M	
1997	V6-3.1L	189	LS	USEP3945M	USEP3240R
1997	V6-3.1L	189		USEP3945M	USEP3240R
1997	V6-3.1L	191	Sold in Mexico	USEP3945M	USEP3240R
1998	V6-3.1L	189	LS	USEP3950M	
1998	V6-3.1L	189		USEP3950M	
1998-1999	V6-3.1L	191	Sold in Mexico	USEP3950M	
1999	V6-3.1L	189		USEP3950M	
2000-2002	V6-3.1L	191	LS	USEP3507M	USEP3507
2000-2003	V6-3.1L	189	LS	USEP3507M	USEP3507
2000-2003	V6-3.1L	189		USEP3507M	USEP3507
2000-2003	V6-3.1L	191	Sold in Mexico	USEP3507M	USEP3507
2000-2003	V6-3.1L	191		USEP3507M	USEP3507
2004-2005	V6-3.5L	213	Maxx LT	USEP3591M	
2004-2005	V6-3.5L	213	LS	USEP3592M	
2004-2005	V6-3.5L	213	LT	USEP3592M	
2005	V6-3.5L	213	Maxx LS	USEP3591M	
2006	V6-3.5L	213	LT	USEP3592M	
2006	V6-3.5L	213	LTZ	USEP3592M	
2006	V6-3.5L	213	Maxx LS	USEP3592M	
2006	V6-3.5L	213	Maxx LT	USEP3592M	
2006	V6-3.5L	213	Maxx LTZ	USEP3592M	
2006	V6-3.5L	213		USEP3592M	
2007	V6-3.5L	213	LS	USEP3591M	
2007	V6-3.5L	213	LT	USEP3591M	
2007	V6-3.5L	213	LTZ	USEP3591M	
2007	V6-3.5L	213	Maxx LS	USEP3591M	
2007	V6-3.5L	213	Maxx LT	USEP3591M	
2007	V6-3.5L	213	Maxx LTZ	USEP3591M	

Model Years	Engine Liters	Cubic Inches	Application Description	Fuel Pump Assembly	Fuel Pump Kit
2007	V6-3.9L	237	Maxx SS	USEP3591M	
2007	V6-3.9L	237	SS	USEP3591M	
1982-1983	V6-4.3L	260	In-Line		USEP8012SP
MERIVA					
2003-2005	L4-1.8L	108	SOLD IN MEXICO; FI	USEP12012M	
2006-2008	L4-1.8L	108	SOLD IN MEXICO; FI		USEP12143
METRO					
1998,2000	L3-1.0L	61			USEP8229
1999	L3-1.0L	61			USEP8229
1998,2000	L4-1.3L	79	LSI		USEP8229
1999	L4-1.3L	79			USEP8229
2001	L4-1.3L	79			USEP8229
MILENIO					
2000	L4-1.6L	98	SOLD IN MEXICO; MFI		USEP12026
MONTE CARLO					
1995-1996	V6-3.1L	189	LS		USEP3265
1997-1998	V6-3.1L	189	LS	USEP3941M	
1999	V6-3.1L	189	LS; Refuel Vapor Recovery	USEP3529M	
1999	V6-3.1L	189	LS; Exc.Refuel Vapor Recovery	USEP3941M	
1995-1996	V6-3.4L	207	1.45 inch pump diameter		USEP3240
1997	V6-3.4L	207		USEP3942M	
2000-2002	V6-3.4L	207	LS	USEP3542M	
2003	V6-3.4L	207	LS Sport	USEP3542M	
2004-2005	V6-3.4L	207	LS	USEP3542M	
2006	V6-3.5L	213	FLEX; LS	USEP3679M	
2006	V6-3.5L	213	FLEX; LT	USEP3679M	
2006	V6-3.5L	213	LS	USEP3679M	
2006	V6-3.5L	213	LT	USEP3679M	
1998	V6-3.8L	231		USEP3948M	USEP3240R
1999	V6-3.8L	231		USEP3941M	
2000-2001	V6-3.8L	231	SS	USEP3542M	
2002	V6-3.8L	231	SS Dale Earnhardt Signature Edition	USEP3542M	
2003	V6-3.8L	231	SS Pace Car	USEP3542M	
2004	V6-3.8L	231	SS	USEP3542M	
2004-2005	V6-3.8L	231	SS; Supercharged	USEP3601M	
2005	V6-3.8L	231	LT	USEP3542M	
2006	V6-3.9L	237	LT; (Standard)	USEP3679M	
2006	V6-3.9L	237	LTZ; (Standard)	USEP3679M	
1982-1983	V6-4.3L	260	In-Line		USEP8012SP
1985	V6-4.3L	262	FI		USEP3901
1986-1987	V6-4.3L	262	FI; LS		USEP3901
1988	V6-4.3L	262	FI; LS		USEP3902
2006	V8-5.3L	325	SS	USEP3700M	
MONZA					
1997-1999	L4-1.6L	98	SOLD IN MEXICO; Bosch equipped; TBI SOHC		USEP2364
1997-1999	L4-1.6L	98	SOLD IN MEXICO; Except Bosch equipped; TBI SOHC		USEP3902
1998-2003	L4-1.6L	98	SOLD IN MEXICO; Except Bosch equipped; MFI		USEP12022
1998-2003	L4-1.6L	98	SOLD IN MEXICO; Bosch equipped; MFI	USEP12012M	USEP12026
MONZA POP					
2002	L4-1.4L	85	SOLD IN MEXICO; MFI		USEP12022
NOVA					
1988	L4-1.6L	98	FI; Twin Cam		USEP8023
OPTRA					
2006-2008	L4-2.0L	122	SOLD IN MEXICO; FI	USEP12040M	
P20					
1987-1988	V8-5.7L	350	FI		USEP3902
P30					
1990-1991	V6-4.3L	262			USEP3268
1992-1993	V6-4.3L	262			USEP3268
1996-1997	V6-4.3L	262			USEP3270
1998-1999	V6-4.3L	262		USEP3968M	USEP3240R
1987-1988	V8-5.7L	350	FI		USEP3268
1989	V8-5.7L	350	FI		USEP3268
1990-1991	V8-5.7L	350			USEP3268
1992-1993	V8-5.7L	350			USEP3268
1996	V8-5.7L	350	Sold in Mexico		USEP3270
1996-1997	V8-5.7L	350			USEP3270
1998-1999	V8-5.7L	350	Exc.School Bus (Calif)	USEP3965M	USEP3240R



FUEL PUMP APPLICATION GUIDE

USMW
Professional Series

Model Years	Engine Liters	Cubic Inches	Application Description	Fuel Pump Assembly	Fuel Pump Kit
1998-1999	V8-5.7L	350	Exc.School Bus (Exc.Calif)	USEP3968M	USEP3240R
1998-1999	V8-5.7L	350	School Bus	USEP3969M	
1994-1998	V8-6.5L	395	DIESEL; Turbocharged; External Pump		USEP3309
1998	V8-6.5L	395	DIESEL; External Pump		USEP3309
1999	V8-6.5L	395	DIESEL; External Pump		USEP3540
1999	V8-6.5L	395	DIESEL; Turbocharged; External Pump		USEP3540
1990-1991	V8-7.4L	454			USEP3268
1992-1993	V8-7.4L	454			USEP3268
1994-1997	V8-7.4L	454			USEP3212
1996-1997	V8-7.4L	454			USEP3270
1998-1999	V8-7.4L	454	Exc.80 Gallon Fuel Tank	USEP3968M	USEP3240R
1998-1999	V8-7.4L	454	80 Gallon Fuel Tank	USEP3982M	
POP					
1996	L4-1.4L	85	SOLD IN MEXICO; MFI	USEP12018M	
1997	L4-1.4L	85	SOLD IN MEXICO; MFI		USEP12010
1998	L4-1.4L	85	SOLD IN MEXICO; MFI		USEP3902
1997-2002	L4-1.4L	85	SOLD IN MEXICO; Bosch equipped; TBI SOHC		USEP2364
1997-2002	L4-1.4L	85	SOLD IN MEXICO; Except Bosch equipped; TBI SOHC		USEP3902
1999-2001	L4-1.4L	85	SOLD IN MEXICO; MFI		USEP12026
2002	L4-1.6L	98	SOLD IN MEXICO; Bosch equipped; TBI SOHC		USEP2364
2002	L4-1.6L	98	SOLD IN MEXICO; Except Bosch equipped; TBI SOHC		USEP3902
2003	L4-1.6L	98	SOLD IN MEXICO; MFI		USEP12026
PRIZM					
1998-2002	L4-1.8L	110			USEP8213
R10					
1987	V6-4.3L	262			USEP3902
1987	V8-5.0L	305	Custom Deluxe	USEP3633S	USEP3902
1987	V8-5.0L	305	Scottsdale	USEP3633S	USEP3902
1987	V8-5.0L	305	Silverado	USEP3633S	USEP3902
1987	V8-5.0L	305			USEP3902
1987	V8-5.7L	350	Custom Deluxe	USEP3633S	USEP3902
1987	V8-5.7L	350	Scottsdale	USEP3633S	USEP3902
1987	V8-5.7L	350	Silverado	USEP3633S	USEP3902
1987	V8-5.7L	350			USEP3902
R10 SUBURBAN					
1987	V8-5.0L	305			USEP3902
1987	V8-5.7L	350	Custom Deluxe	USEP3633S	USEP3902
1987-1988	V8-5.7L	350	Scottsdale	USEP3633S	USEP3902
1987-1988	V8-5.7L	350	Silverado	USEP3633S	USEP3902
1987-1988	V8-5.7L	350			USEP3902
R1500 SUBURBAN					
1989-1991	V8-5.7L	350	Scottsdale	USEP3633S	USEP3902
1989-1991	V8-5.7L	350	Silverado	USEP3633S	USEP3902
1989-1991	V8-5.7L	350			USEP3902
R20					
1987	V6-4.3L	262	FI		USEP3902
1987	V8-5.0L	305	FI		USEP3902
1987	V8-5.7L	350	Custom Deluxe	USEP3633S	USEP3902
1987-1988	V8-5.7L	350	Scottsdale	USEP3633S	USEP3902
1987-1988	V8-5.7L	350	Silverado	USEP3633S	USEP3902
1987-1988	V8-5.7L	350	FI		USEP3902
1988	V8-5.7L	350	Cheyenne	USEP3633S	USEP3902
1987-1988	V8-7.4L	454	FI		USEP3902
R20 SUBURBAN					
1987	V8-5.7L	350	Custom Deluxe	USEP3633S	USEP3902
1987-1988	V8-5.7L	350	Scottsdale	USEP3633S	USEP3902
1987-1988	V8-5.7L	350	Silverado	USEP3633S	USEP3902
1987-1988	V8-5.7L	350			USEP3902
1987-1988	V8-7.4L	454			USEP3902
R2500					
1989	V8-7.4L	454	Cheyenne	USEP3633S	USEP3902
1989	V8-7.4L	454	Scottsdale	USEP3633S	USEP3902
1989	V8-7.4L	454	Silverado	USEP3633S	USEP3902
1989	V8-7.4L	454			USEP3902
R2500 SUBURBAN					
1989-1991	V8-5.7L	350	Scottsdale	USEP3633S	USEP3902
1989-1991	V8-5.7L	350	Silverado	USEP3633S	USEP3902
1989-1991	V8-5.7L	350			USEP3902

Model Years	Engine Liters	Cubic Inches	Application Description	Fuel Pump Assembly	Fuel Pump Kit
1989-1991	V8-7.4L	454			USEP3902
R30					
1987-1988	V8-5.7L	350	FI		USEP3902
1988	V8-6.2L	379	DIESEL; FI; External Pump		USEP3158
1987-1988	V8-7.4L	454	FI		USEP3902
R3500					
1989	V8-5.7L	350	FI		USEP3902
1990-1991	V8-5.7L	350			USEP3902
1989	V8-7.4L	454	FI		USEP3902
1990-1991	V8-7.4L	454			USEP3902
S10					
1994-1995	L4-2.2L	134	1.45 inch pump diameter		USEP3240
1996	L4-2.2L	134		USEP3923M	USEP3240R
1997-2000	L4-2.2L	134	FI	USEP3943M	USEP3240R
2000	L4-2.2L	134	FI; FLEX	USEP3527M	
2001-2002	L4-2.2L	134	FLEX	USEP3527M	
2003	L4-2.2L	134		USEP3703M	
1985	L4-2.5L	151	FI		USEP3567
1985-1986	L4-2.5L	151	Durango	USEP3637S	USEP3902
1985-1989	L4-2.5L	151	Sport	USEP3637S	USEP3902
1985-1991	L4-2.5L	151	Tahoe	USEP3637S	USEP3902
1985-1991	L4-2.5L	151		USEP3637S	USEP3902
1986	L4-2.5L	151	50 Liter Fuel Tank		USEP3902
1986	L4-2.5L	151	76 Liter Fuel Tank		USEP3902
1987-1991	L4-2.5L	151			USEP3902
1991	L4-2.5L	151	Baja	USEP3637S	USEP3902
1991-1993	L4-2.5L	151			USEP3902
1992	L4-2.5L	151	Tahoe	USEP3642S	USEP3902
1992-1993	L4-2.5L	151	EL	USEP3642S	USEP3902
1992-1993	L4-2.5L	151		USEP3642S	USEP3902
1986	V6-2.8L	173	50 Liter Fuel Tank		USEP3902
1986	V6-2.8L	173	76 Liter Fuel Tank		USEP3902
1986-1988	V6-2.8L	173	Durango	USEP3637S	USEP3902
1986-1988	V6-2.8L	173	Sport	USEP3637S	USEP3902
1986-1988	V6-2.8L	173	Tahoe	USEP3637S	USEP3902
1986-1988	V6-2.8L	173		USEP3637S	USEP3902
1987-1993	V6-2.8L	173			USEP3902
1991	V6-2.8L	173	Baja	USEP3637S	USEP3902
1992	V6-2.8L	173	Tahoe	USEP3642S	USEP3902
1992-1993	V6-2.8L	173	EL	USEP3642S	USEP3902
1992-1993	V6-2.8L	173		USEP3642S	USEP3902
1988-1993	V6-4.3L	262			USEP3902
1989	V6-4.3L	262	Sport	USEP3637S	USEP3902
1989-1990	V6-4.3L	262	Durango	USEP3637S	USEP3902
1989-1991	V6-4.3L	262	Tahoe	USEP3637S	USEP3902
1989-1991	V6-4.3L	262		USEP3637S	USEP3902
1991	V6-4.3L	262	Baja	USEP3637S	USEP3902
1992	V6-4.3L	262	Electronic; FI; Primary; Tahoe	USEP3624S	USEP3902
1992	V6-4.3L	262	Tahoe	USEP3642S	USEP3902
1992-1993	V6-4.3L	262	EL; Electronic; FI; Primary	USEP3624S	USEP3902
1992-1993	V6-4.3L	262	EL	USEP3642S	USEP3902
1992-1993	V6-4.3L	262		USEP3642S	USEP3902
1992-1994	V6-4.3L	262	Electronic; FI; Primary	USEP3624S	USEP3902
1994	V6-4.3L	262	MFI		USEP3270
1994	V6-4.3L	262	Electronic; FI; LS; Primary	USEP3624S	USEP3902
1994	V6-4.3L	262	Electronic; FI; Primary; SS	USEP3624S	USEP3902
1994	V6-4.3L	262	Electronic; FI; Primary; ZR2	USEP3624S	USEP3902
1994	V6-4.3L	262	TBI		USEP3902
1994-1995	V6-4.3L	262	LS; MFI	USEP3643S	USEP3240
1994-1995	V6-4.3L	262	MFI	USEP3643S	USEP3240
1994-1995	V6-4.3L	262	MFI; SS	USEP3643S	USEP3240
1994-1995	V6-4.3L	262	MFI; ZR2	USEP3643S	USEP3240
1995	V6-4.3L	262			USEP3270
1996	V6-4.3L	262		USEP3920M	USEP3240R
1997-1999	V6-4.3L	262	FI	USEP3952M	USEP3240R
1997-2000	V6-4.3L	262	FI	USEP3952M	USEP3240R
2001	V6-4.3L	262		USEP3952M	USEP3240R
2002	V6-4.3L	262	Extended Cab Pickup	USEP3563M	USEP3240R
2002	V6-4.3L	262	Standard Cab Pickup	USEP3563M	USEP3240R

APPLICATIONS



FUEL PUMP APPLICATION GUIDE

USMW
Professional Series

Model Years	Engine Liters	Cubic Inches	Application Description	Fuel Pump Assembly	Fuel Pump Kit
2002	V6-4.3L	262	Crew Cab Pickup	USEP3952M	USEP3240R
2002	V6-4.3L	262	Standard Cab Pickup	USEP3952M	USEP3240R
2003	V6-4.3L	262	Extended Cab Pickup	USEP3563M	USEP3240R
2003	V6-4.3L	262	Standard Cab Pickup	USEP3563M	USEP3240R
2003	V6-4.3L	262	Crew Cab Pickup	USEP3566M	
2004	V6-4.3L	262		USEP3566M	
S10 BLAZER					
1985	L4-2.5L	151	FI		USEP3567
1985-1986	L4-2.5L	151	Durango	USEP3632S	USEP3902
1985-1988	L4-2.5L	151	Sport	USEP3632S	USEP3902
1985-1988	L4-2.5L	151	Tahoe	USEP3632S	USEP3902
1985-1988	L4-2.5L	151		USEP3632S	USEP3902
1986	L4-2.5L	151	50 Liter Fuel Tank		USEP3902
1986	L4-2.5L	151	76 Liter Fuel Tank		USEP3902
1987-1988	L4-2.5L	151	High Country	USEP3632S	USEP3902
1987-1988	L4-2.5L	151			USEP3902
1986	V6-2.8L	173	Durango	USEP3632S	USEP3902
1986	V6-2.8L	173	50 Liter Fuel Tank		USEP3902
1986	V6-2.8L	173	76 Liter Fuel Tank		USEP3902
1986-1987	V6-2.8L	173	Sport	USEP3632S	USEP3902
1986-1987	V6-2.8L	173	Tahoe	USEP3632S	USEP3902
1987-1989	V6-2.8L	173			USEP3902
1988-1989	V6-4.3L	262	High Country	USEP3632S	USEP3902
1988-1990	V6-4.3L	262	Sport	USEP3632S	USEP3902
1988-1991	V6-4.3L	262		USEP3632S	USEP3902
1990-1991	V6-4.3L	262	Tahoe	USEP3632S	USEP3902
1991	V6-4.3L	262	Tahoe LT	USEP3632S	USEP3902
1991	V6-4.3L	262			USEP3902
1992	V6-4.3L	262	Electronic; FI; Front; Sport	USEP3625S	USEP3270
1992	V6-4.3L	262	Electronic; FI; Primary; Sport	USEP3624S	USEP3902
1992-1994	V6-4.3L	262	Electronic; FI; Front	USEP3625S	USEP3270
1992-1994	V6-4.3L	262	Electronic; FI; Front; Tahoe	USEP3625S	USEP3270
1992-1994	V6-4.3L	262	Electronic; FI; Front; Tahoe LT	USEP3625S	USEP3270
1992-1994	V6-4.3L	262			USEP3270
1992-1994	V6-4.3L	262	Electronic; FI; Primary	USEP3624S	USEP3902
1992-1994	V6-4.3L	262	Electronic; FI; Primary; Tahoe	USEP3624S	USEP3902
1992-1994	V6-4.3L	262	Electronic; FI; Primary; Tahoe LT	USEP3624S	USEP3902
1994	V6-4.3L	262	Electronic; FI; Front; LT	USEP3625S	USEP3270
1994	V6-4.3L	262	Electronic; FI; LT; Primary	USEP3624S	USEP3902
SILVERADO					
1995	V8-5.7L	350	SLE	USEP3621S	USEP3902
1995	V8-5.7L	350	SLX	USEP3621S	USEP3902
1995	V8-5.7L	350	Sold in Mexico		USEP3902
1996-1997	V8-5.7L	350	SLE	USEP3622S	USEP3270
1996-1997	V8-5.7L	350	SLX	USEP3622S	USEP3270
1997	V8-5.7L	350	SLT	USEP3622S	USEP3270
SILVERADO 1500					
1999-2001	V6-4.3L	262	Evaporative Emissions Control	USEP3500M	USEP3500
1999-2001	V6-4.3L	262	Exc.Evaporative Emissions Control	USEP3501M	USEP3501
2002	V6-4.3L	262	Evaporative Emissions Control	USEP3500M	USEP3500
2002	V6-4.3L	262	Exc.Evaporative Emissions Control	USEP3501M	USEP3501
2002-2003	V6-4.3L	262	Sold in Mexico; Standard Cab Pickup; TCF	USEP3500M	USEP3500
2002-2003	V6-4.3L	262	Sold in Mexico; Standard Cab Pickup	USEP3501M	USEP3501
2003	V6-4.3L	262	Evaporative Emissions Control	USEP3500M	USEP3500
2003	V6-4.3L	262	Exc.Evaporative Emissions Control	USEP3501M	USEP3501
2004	V6-4.3L	262	Evaporative Emissions Control	USEP3500M	USEP3500
2005	V6-4.3L	262	LT	USEP3609M	USEP12046
2006	V6-4.3L	262	LS	USEP3609M	USEP12046
2006	V6-4.3L	262		USEP3609M	USEP12046
2007	V6-4.3L	262	Classic LS; extended cab	USEP3609M	USEP12046
2007	V6-4.3L	262	Classic WT; extended cab	USEP3609M	USEP12046
2008	V6-4.3L	262		USEP3732M	
1999-2001	V8-4.8L	294	Evaporative Emissions Control	USEP3500M	USEP3500
1999-2001	V8-4.8L	294	Exc.Evaporative Emissions Control	USEP3501M	USEP3501
2002	V8-4.8L	294	Evaporative Emissions Control	USEP3500M	USEP3500
2002	V8-4.8L	294	Exc.Evaporative Emissions Control	USEP3501M	USEP3501
2003	V8-4.8L	294	Evaporative Emissions Control	USEP3500M	USEP3500
2003	V8-4.8L	294	Exc.Evaporative Emissions Control	USEP3501M	USEP3501
2004	V8-4.8L	294		USEP3609M	USEP12046

Model Years	Engine Liters	Cubic Inches	Application Description	Fuel Pump Assembly	Fuel Pump Kit
2004	V8-4.8L	294	Z71	USEP3684M	
2004-2005	V8-4.8L	294		USEP3684M	
2004-2006	V8-4.8L	294	LS	USEP3684M	
2004-2006	V8-4.8L	294	LT	USEP3684M	
2005-2006	V8-4.8L	294	LT	USEP3609M	USEP12046
2006	V8-4.8L	294	LS	USEP3609M	USEP12046
2006	V8-4.8L	294		USEP3609M	USEP12046
2007	V8-4.8L	294	Classic LS; extended cab	USEP3609M	USEP12046
2007	V8-4.8L	294	Classic LT; extended cab	USEP3609M	USEP12046
2007	V8-4.8L	294	Classic WT; extended cab	USEP3609M	USEP12046
2007	V8-4.8L	294	LT	USEP3747M	USEP12046
2007	V8-4.8L	294		USEP3747M	USEP12046
2007	V8-4.8L	294	Classic LS; crew cab	USEP3684M	
2007	V8-4.8L	294	Classic LT; crew cab	USEP3684M	
2007	V8-4.8L	294	Classic WT; crew cab	USEP3684M	
2007	V8-4.8L	294	LT; w/ 69.3 in. Bed; crew cab	USEP3684M	
2007	V8-4.8L	294	WT; w/ 69.3 in. Bed; crew cab	USEP3684M	
2007-2008	V8-4.8L	294	LS	USEP3747M	USEP12046
2007-2008	V8-4.8L	294	LT		USEP12046
2007-2008	V8-4.8L	294			USEP12046
2008	V8-4.8L	294	LT	USEP3747M	USEP12046
2008	V8-4.8L	294		USEP3747M	USEP12046
1999-2001	V8-5.3L	323	Evaporative Emissions Control	USEP3500M	USEP3500
1999-2001	V8-5.3L	323	Exc.Evaporative Emissions Control	USEP3501M	USEP3501
2002	V8-5.3L	323	Evaporative Emissions Control	USEP3500M	USEP3500
2002	V8-5.3L	323	Exc.Evaporative Emissions Control	USEP3501M	USEP3501
2002	V8-5.3L	323	FLEX	USEP3572M	
2003	V8-5.3L	323	Evaporative Emissions Control	USEP3500M	USEP3500
2003	V8-5.3L	323	Exc.Evaporative Emissions Control	USEP3501M	USEP3501
2003	V8-5.3L	323	FLEX	USEP3572M	
2004	V8-5.3L	323		USEP3609M	USEP12046
2004	V8-5.3L	323	FLEX	USEP3572M	
2004	V8-5.3L	323	Crew Cab Pickup; Z71	USEP3684M	
2004	V8-5.3L	323	LT	USEP3684M	
2004	V8-5.3L	323	WT	USEP3684M	
2004-2005	V8-5.3L	323	LS	USEP3684M	
2004-2005	V8-5.3L	323		USEP3684M	
2005	V8-5.3L	323	LT	USEP3609M	USEP12046
2005	V8-5.3L	323	Crew Cab Pickup; LT	USEP3684M	
2005	V8-5.3L	323	FLEX; LT	USEP3702M	
2006	V8-5.3L	325	LS	USEP3609M	USEP12046
2006	V8-5.3L	325	LT	USEP3609M	USEP12046
2006	V8-5.3L	325		USEP3609M	USEP12046
2006	V8-5.3L	325	LS; Crew cab	USEP3684M	
2006	V8-5.3L	325	FLEX; L59 Desig.	USEP3702M	
2006	V8-5.3L	325	FLEX; L59 Desig.; LS	USEP3702M	
2006	V8-5.3L	325	FLEX; L59 Desig.; LT	USEP3702M	
2006-2007	V8-5.3L	325	LT	USEP3684M	
2006-2007	V8-5.3L	325	WT	USEP3684M	
2007	V8-5.3L	325	Classic LS; extended cab	USEP3609M	USEP12046
2007	V8-5.3L	325	Classic LT; extended cab	USEP3609M	USEP12046
2007	V8-5.3L	325	Classic WT; extended cab	USEP3609M	USEP12046
2007	V8-5.3L	325	Classic LS		USEP12046
2007	V8-5.3L	325	Classic LT		USEP12046
2007	V8-5.3L	325	Classic WT		USEP12046
2007	V8-5.3L	325	Classic LS; crew cab	USEP3684M	
2007	V8-5.3L	325	Classic LT; crew cab	USEP3684M	
2007	V8-5.3L	325	Classic WT; crew cab	USEP3684M	
2007	V8-5.3L	325	LT; crew cab	USEP3684M	
2007	V8-5.3L	325	LTZ; crew cab	USEP3684M	
2007	V8-5.3L	325	WT; crew cab	USEP3684M	
2007	V8-5.3L	325	crew cab	USEP3684M	
2007	V8-5.3L	325	Classic LS; FLEX; L59 Desig.	USEP3702M	
2007	V8-5.3L	325	Classic LT; FLEX; L59 Desig.	USEP3702M	
2007	V8-5.3L	325	Classic WT; FLEX; L59 Desig.	USEP3702M	
2007-2008	V8-5.3L	325	LT		USEP12046
2007-2008	V8-5.3L	325	LTZ		USEP12046
2007-2008	V8-5.3L	325	WT		USEP12046
2007-2008	V8-5.3L	325			USEP12046

APPLICATIONS



FUEL PUMP APPLICATION GUIDE

USMW
Professional Series

Model Years	Engine Liters	Cubic Inches	Application Description	Fuel Pump Assembly	Fuel Pump Kit
2007-2008	V8-5.3L	325	FLEX; LC9 Desig.	USEP3732M	
2007-2008	V8-5.3L	325	FLEX; LC9 Desig.; LT	USEP3732M	
2007-2008	V8-5.3L	325	FLEX; LC9 Desig.; LTZ	USEP3732M	
2007-2008	V8-5.3L	325	FLEX; LMG Desig.	USEP3732M	
2007-2008	V8-5.3L	325	FLEX; LMG Desig.; LT	USEP3732M	
2007-2008	V8-5.3L	325	FLEX; LMG Desig.; LTZ	USEP3732M	
2003	V8-6.0L	364	SS; Evaporative Emissions Control	USEP3500M	USEP3500
2003	V8-6.0L	364	SS; Exc.Evaporative Emissions Control	USEP3501M	USEP3501
2004-2006	V8-6.0L	364	SS	USEP3609M	USEP12046
2006	V8-6.0L	364	LT	USEP3609M	USEP12046
2006	V8-6.0L	364	SS	USEP3684M	
2006-2007	V8-6.0L	364	LT	USEP3684M	
2007	V8-6.0L	364	Classic LT; extended cab	USEP3609M	USEP12046
2007	V8-6.0L	364	Classic SS; extended cab	USEP3609M	USEP12046
2007	V8-6.0L	364	Classic LT		USEP12046
2007	V8-6.0L	364	Classic SS		USEP12046
2007	V8-6.0L	364	LTZ		USEP12046
2007	V8-6.0L	364	LT		USEP12046
2007	V8-6.0L	364	Classic LT; crew cab	USEP3684M	
2007	V8-6.0L	364	Classic SS; crew cab	USEP3684M	
2007	V8-6.0L	364	LTZ; crew cab	USEP3684M	
2008	V8-6.0L	364	L76 Desig.; LT	USEP3747M	USEP12046
2008	V8-6.0L	364	L76 Desig.; LTZ	USEP3747M	USEP12046
SILVERADO 1500 HD					
2001-2003	V8-6.0L	364	Evaporative Emissions Control	USEP3500M	USEP3500
2001-2003	V8-6.0L	364	Exc.Evaporative Emissions Control	USEP3501M	USEP3501
2005-2007	V8-6.0L	364	Evap Emissions	USEP3609M	USEP12046
2005-2007	V8-6.0L	364	Exc.EVAP Emissions	USEP3604M	
SILVERADO 2500					
1999-2000	V8-5.3L	323	Evaporative Emissions Control	USEP3500M	USEP3500
1999-2000	V8-5.3L	323	Exc.Evaporative Emissions Control	USEP3501M	USEP3501
2001,2003	V8-5.3L	323	Evaporative Emissions Control	USEP3500M	USEP3500
2001,2003	V8-5.3L	323	Exc.Evaporative Emissions Control	USEP3501M	USEP3501
2002	V8-5.3L	323	Evaporative Emissions Control	USEP3500M	USEP3500
2002	V8-5.3L	323	Exc.Evaporative Emissions Control	USEP3501M	USEP3501
2002	V8-5.3L	323	Sold in Mexico; Standard Cab Pickup	USEP3501M	USEP3501
2003	V8-5.3L	323	Sold in Mexico; Standard Cab Pickup; with 1 electrical connector	USEP3501M	USEP3501
2001	V8-5.7L	350	Evaporative Emissions Control	USEP3500M	USEP3500
2001	V8-5.7L	350	Exc.Evaporative Emissions Control	USEP3501M	USEP3501
2002	V8-5.7L	350	Evaporative Emissions Control	USEP3500M	USEP3500
2002	V8-5.7L	350	Exc.Evaporative Emissions Control	USEP3501M	USEP3501
1999-2000	V8-6.0L	364	Evaporative Emissions Control	USEP3500M	USEP3500
1999-2000	V8-6.0L	364	Exc.Evaporative Emissions Control	USEP3501M	USEP3501
2001,2003	V8-6.0L	364	Evaporative Emissions Control	USEP3500M	USEP3500
2001,2003	V8-6.0L	364	Exc.Evaporative Emissions Control	USEP3501M	USEP3501
2002	V8-6.0L	364	BI-FUEL; Evaporative Emissions Control	USEP3500M	USEP3500
2002	V8-6.0L	364	Evaporative Emissions Control	USEP3500M	USEP3500
2002	V8-6.0L	364	BI-FUEL; Exc.Evaporative Emissions Control	USEP3501M	USEP3501
2002	V8-6.0L	364	Exc.Evaporative Emissions Control	USEP3501M	USEP3501
2004	V8-6.0L	364	w/ 78.0 in. Bed; Evaporative Emissions Control	USEP3609M	USEP12046
2004	V8-6.0L	364	w/ 96.0 in. Bed; Evaporative Emissions Control	USEP3609M	USEP12046
2004	V8-6.0L	364	w/ 78.0 in. Bed; Exc.Evaporative Emissions Control	USEP3604M	
2004	V8-6.0L	364	w/ 96.0 in. Bed; Exc.Evaporative Emissions Control	USEP3604M	
SILVERADO 2500 HD					
2001-2003	V8-6.0L	364	Evaporative Emissions Control	USEP3500M	USEP3500
2001-2003	V8-6.0L	364	Exc.Evaporative Emissions Control	USEP3501M	USEP3501
2002	V8-6.0L	364	BI-FUEL; Evaporative Emissions Control	USEP3500M	USEP3500
2002	V8-6.0L	364	BI-FUEL; Exc.Evaporative Emissions Control	USEP3501M	USEP3501
2004	V8-6.0L	364	Evaporative Emissions Control	USEP3609M	USEP12046
2004	V8-6.0L	364	Exc.Evaporative Emissions Control	USEP3604M	
2005	V8-6.0L	364	EVAP Emissions	USEP3609M	USEP12046
2005	V8-6.0L	364	Exc.EVAP Emissions	USEP3604M	
2006	V8-6.0L	364	EVAP Emissions	USEP3609M	USEP12046
2006	V8-6.0L	364	LS; (EVAP Emissions)	USEP3609M	USEP12046
2006	V8-6.0L	364	LT; (EVAP Emissions)	USEP3609M	USEP12046
2006	V8-6.0L	364	Exc.EVAP Emissions	USEP3604M	
2006	V8-6.0L	364	LS; (Exc.EVAP Emissions)	USEP3604M	
2006	V8-6.0L	364	LT; (Exc.EVAP Emissions)	USEP3604M	
2007	V8-6.0L	364	Classic LS; (EVAP Emissions)	USEP3609M	USEP12046

Model Years	Engine Liters	Cubic Inches	Application Description	Fuel Pump Assembly	Fuel Pump Kit
2007	V8-6.0L	364	Classic LT; (EVAP Emissions)	USEP3609M	USEP12046
2007	V8-6.0L	364	Classic WT; (EVAP Emissions)	USEP3609M	USEP12046
2007	V8-6.0L	364	For Auxiliary Fuel Tank	USEP3587M	
2007	V8-6.0L	364	LT; For Auxiliary Fuel Tank	USEP3587M	
2007	V8-6.0L	364	LTZ; For Auxiliary Fuel Tank	USEP3587M	
2007	V8-6.0L	364	Classic LS; (Exc.EVAP Emissions)	USEP3604M	
2007	V8-6.0L	364	Classic LT; (Exc.EVAP Emissions)	USEP3604M	
2007	V8-6.0L	364	Classic WT; (Exc.EVAP Emissions)	USEP3604M	
2007	V8-6.0L	364	For Primary Fuel Tank	USEP3675M	
2007	V8-6.0L	364	LT; For Primary Fuel Tank	USEP3675M	
2007	V8-6.0L	364	LTZ; For Primary Fuel Tank	USEP3675M	
2001-2003	V8-6.6L	400	DIESEL; Turbocharged		USEP3526
2001-2003	V8-6.6L	400	DIESEL; Turbocharged; External Pump(Secondary Fuel Tank)		USEP3526
2005	V8-6.6L	400	DIESEL; Turbocharged	USEP3599M	
2006	V8-6.6L	400	DIESEL; LBZ Desig.; LS; Turbocharged		USEP3526
2006	V8-6.6L	400	DIESEL; LBZ Desig.; LS; Turbocharged; External Pump(Secondary Fuel Tank)		USEP3526
2006	V8-6.6L	400	DIESEL; LBZ Desig.; LT; Turbocharged		USEP3526
2006	V8-6.6L	400	DIESEL; LBZ Desig.; LT; Turbocharged; External Pump(Secondary Fuel Tank)		USEP3526
2006	V8-6.6L	400	DIESEL; LBZ Desig.; Turbocharged		USEP3526
2006	V8-6.6L	400	DIESEL; LBZ Desig.; Turbocharged; External Pump(Secondary Fuel Tank)		USEP3526
2006	V8-6.6L	400	DIESEL; LS; Turbocharged		USEP3526
2006	V8-6.6L	400	DIESEL; LS; Turbocharged; External Pump(Secondary Fuel Tank)		USEP3526
2006	V8-6.6L	400	DIESEL; LT; Turbocharged		USEP3526
2006	V8-6.6L	400	DIESEL; LT; Turbocharged; External Pump(Secondary Fuel Tank)		USEP3526
2006	V8-6.6L	400	DIESEL; Turbocharged		USEP3526
2006	V8-6.6L	400	DIESEL; Turbocharged; External Pump(Secondary Fuel Tank)		USEP3526
2007	V8-6.6L	400	Classic LS; DIESEL; LBZ Desig.; Turbocharged		USEP3526
2007	V8-6.6L	400	Classic LS; DIESEL; LBZ Desig.; Turbocharged; External Pump		USEP3526
2007	V8-6.6L	400	Classic LT; DIESEL; LBZ Desig.; Turbocharged		USEP3526
2007	V8-6.6L	400	Classic LT; DIESEL; LBZ Desig.; Turbocharged; External Pump		USEP3526
2007	V8-6.6L	400	Classic WT; DIESEL; LBZ Desig.; Turbocharged		USEP3526
2007	V8-6.6L	400	Classic WT; DIESEL; LBZ Desig.; Turbocharged; External Pump		USEP3526
2007-2008	V8-6.6L	400	DIESEL; LMM Desig.; LT; Turbocharged		USEP3526
2007-2008	V8-6.6L	400	DIESEL; LMM Desig.; LT; Turbocharged; External Pump		USEP3526
2007-2008	V8-6.6L	400	DIESEL; LMM Desig.; LTZ; Turbocharged		USEP3526
2007-2008	V8-6.6L	400	DIESEL; LMM Desig.; LTZ; Turbocharged; External Pump		USEP3526
2007-2008	V8-6.6L	400	DIESEL; LMM Desig.; Turbocharged		USEP3526
2007-2008	V8-6.6L	400	DIESEL; LMM Desig.; Turbocharged; External Pump		USEP3526
2001-2003	V8-8.1L	496	Evaporative Emissions Control	USEP3500M	USEP3500
2001-2003	V8-8.1L	496	Exc.Evaporative Emissions Control	USEP3501M	USEP3501
2004-2005	V8-8.1L	496	EVAP Emissions	USEP3609M	USEP12046
2004-2005	V8-8.1L	496	Exc.EVAP Emissions	USEP3604M	
2006	V8-8.1L	496	EVAP Emissions	USEP3609M	USEP12046
2006	V8-8.1L	496	LS; (EVAP Emissions)	USEP3609M	USEP12046
2006	V8-8.1L	496	LT; (EVAP Emissions)	USEP3609M	USEP12046
2006	V8-8.1L	496	Exc.EVAP Emissions	USEP3604M	
2006	V8-8.1L	496	LS; (Exc.EVAP Emissions)	USEP3604M	
2006	V8-8.1L	496	LT; (Exc.EVAP Emissions)	USEP3604M	
2007	V8-8.1L	496	Classic LS; (EVAP Emissions)	USEP3609M	USEP12046
2007	V8-8.1L	496	Classic LT; (EVAP Emissions)	USEP3609M	USEP12046
2007	V8-8.1L	496	Classic WT; (EVAP Emissions)	USEP3609M	USEP12046
2007	V8-8.1L	496	Classic LS; (Exc.EVAP Emissions)	USEP3604M	
2007	V8-8.1L	496	Classic LT; (Exc.EVAP Emissions)	USEP3604M	
2007	V8-8.1L	496	Classic WT; (Exc.EVAP Emissions)	USEP3604M	
SILVERADO 3500					
2001	V8-6.0L	364	Exc.Commercial Chassis (Evaporative Emissions Control)	USEP3500M	USEP3500
2001	V8-6.0L	364	Exc.Commercial Chassis (Exc.Evaporative Emissions Control)	USEP3501M	USEP3501
2001-2003	V8-6.0L	364	Commercial Chassis (Calif); Primary Fuel Tank	USEP3522M	
2001-2003	V8-6.0L	364	Commercial chassis; Secondary Fuel Tank	USEP3530M	
2001-2003	V8-6.0L	364	Commercial Chassis (Federal); Primary Fuel Tank	USEP3599M	
2002-2003	V8-6.0L	364	Exc.Commercial Chassis (Calif)	USEP3500M	USEP3500
2002-2003	V8-6.0L	364	Exc.Commercial Chassis (Federal)	USEP3501M	USEP3501
2004	V8-6.0L	364	Exc.Commercial Chassis (Evaporative Emissions Control)	USEP3609M	USEP12046
2004	V8-6.0L	364	Exc.Commercial Chassis (Exc.Evaporative Emissions Control)	USEP3604M	
2005	V8-6.0L	364	Exc.Commercial Chassis (EVAP Emissions)	USEP3609M	USEP12046
2005	V8-6.0L	364	Exc.Commercial Chassis (Exc.EVAP Emissions)	USEP3604M	
2005	V8-6.0L	364	Commercial Chassis (EVAP Emissions)	USEP3616M	
2005	V8-6.0L	364	Commercial Chassis (Exc.EVAP Emissions)	USEP3616M	
2005	V8-6.0L	364	Commercial Chassis (EVAP Emissions); Secondary Fuel Tank(Incl.Sender)	USEP3617M	



FUEL PUMP APPLICATION GUIDE

USMW
Professional Series

Model Years	Engine Liters	Cubic Inches	Application Description	Fuel Pump Assembly	Fuel Pump Kit
2006	V8-6.0L	364	Exc.Commercial Chassis (EVAP Emissions)	USEP3609M	USEP12046
2006	V8-6.0L	364	LS; Exc.Commercial Chassis (EVAP Emissions)	USEP3609M	USEP12046
2006	V8-6.0L	364	LT; Exc.Commercial Chassis (EVAP Emissions)	USEP3609M	USEP12046
2006	V8-6.0L	364	Exc.Commercial Chassis (Exc.EVAP Emissions)	USEP3604M	
2006	V8-6.0L	364	LS; Exc.Commercial Chassis (Exc.EVAP Emissions)	USEP3604M	
2006	V8-6.0L	364	LT; Exc.Commercial Chassis (Exc.EVAP Emissions)	USEP3604M	
2006	V8-6.0L	364	Commercial Chassis (EVAP Emissions)	USEP3616M	
2006	V8-6.0L	364	Commercial Chassis (Exc.EVAP Emissions)	USEP3616M	
2006	V8-6.0L	364	LS; Commercial Chassis (EVAP Emissions)	USEP3616M	
2006	V8-6.0L	364	LS; Commercial Chassis (Exc.EVAP Emissions)	USEP3616M	
2006	V8-6.0L	364	LT; Commercial Chassis (EVAP Emissions)	USEP3616M	
2006	V8-6.0L	364	LT; Commercial Chassis (Exc.EVAP Emissions)	USEP3616M	
2006	V8-6.0L	364	Commercial Chassis (EVAP Emissions); Secondary Fuel Tank(Incl.Sender)	USEP3617M	
2006	V8-6.0L	364	LS; Commercial Chassis (EVAP Emissions); Secondary Fuel Tank(Incl.Sender)	USEP3617M	
2006	V8-6.0L	364	LT; Commercial Chassis (EVAP Emissions); Secondary Fuel Tank(Incl.Sender)	USEP3617M	
2007	V8-6.0L	364	Classic LS; Exc.Commercial Chassis (EVAP Emissions)	USEP3609M	USEP12046
2007	V8-6.0L	364	Classic LT; Exc.Commercial Chassis (EVAP Emissions)	USEP3609M	USEP12046
2007	V8-6.0L	364	Classic WT; Exc.Commercial Chassis (EVAP Emissions)	USEP3609M	USEP12046
2007	V8-6.0L	364	Classic LS; Exc.Commercial Chassis (Exc.EVAP Emissions)	USEP3604M	
2007	V8-6.0L	364	Classic LT; Exc.Commercial Chassis (Exc.EVAP Emissions)	USEP3604M	
2007	V8-6.0L	364	Classic WT; Exc.Commercial Chassis (Exc.EVAP Emissions)	USEP3604M	
2007	V8-6.0L	364	Classic LS; Commercial Chassis (EVAP Emissions)	USEP3616M	
2007	V8-6.0L	364	Classic LS; Commercial Chassis (Exc.EVAP Emissions)	USEP3616M	
2007	V8-6.0L	364	Classic LT; Commercial Chassis (EVAP Emissions)	USEP3616M	
2007	V8-6.0L	364	Classic LT; Commercial Chassis (Exc.EVAP Emissions)	USEP3616M	
2007	V8-6.0L	364	Classic WT; Commercial Chassis (EVAP Emissions)	USEP3616M	
2007	V8-6.0L	364	Classic WT; Commercial Chassis (Exc.EVAP Emissions)	USEP3616M	
2007	V8-6.0L	364	Classic LS; Commercial Chassis (EVAP Emissions); Secondary Fuel Tank(Incl.Sender)	USEP3617M	
2007	V8-6.0L	364	Classic LT; Commercial Chassis (EVAP Emissions); Secondary Fuel Tank(Incl.Sender)	USEP3617M	
2007	V8-6.0L	364	Classic WT; Commercial Chassis (EVAP Emissions); Secondary Fuel Tank(Incl.Sender)	USEP3617M	
2001-2003	V8-6.6L	400	DIESEL; Turbocharged; Commercial chassis; Primary Fuel Tank		USEP3526
2001-2003	V8-6.6L	400	DIESEL; Turbocharged; Exc.Commercial Chassis		USEP3526
2001-2004	V8-6.6L	400	DIESEL; Turbocharged; Commercial chassis; External Pump(Secondary Fuel Tank)		USEP3526
2005	V8-6.6L	400	DIESEL; Turbocharged; Exc.Commercial Chassis		USEP3526
2005	V8-6.6L	400	DIESEL; Turbocharged; (Primary Fuel Tank); Commercial chassis		USEP3526
2005	V8-6.6L	400	DIESEL; Turbocharged; (Secondary Fuel Tank); Commercial chassis		USEP3526
2005	V8-6.6L	400	DIESEL; Turbocharged; Commercial chassis; External Pump(Secondary Fuel Tank)		USEP3526
2005	V8-6.6L	400	DIESEL; Turbocharged; Commercial chassis; Primary Fuel Tank		USEP3526
2005	V8-6.6L	400	DIESEL; Turbocharged; Commercial chassis; Secondary Fuel Tank(Incl.Sender)		USEP3526
2006	V8-6.6L	400	DIESEL; LBZ Desig.; LS; Turbocharged; External Pump(Secondary Fuel Tank)		USEP3526
2006	V8-6.6L	400	DIESEL; LBZ Desig.; LT; Turbocharged; External Pump(Secondary Fuel Tank)		USEP3526
2006	V8-6.6L	400	DIESEL; LBZ Desig.; Turbocharged		USEP3526
2006	V8-6.6L	400	DIESEL; LBZ Desig.; Turbocharged; External Pump(Secondary Fuel Tank)		USEP3526
2006	V8-6.6L	400	DIESEL; LS; Turbocharged; (Primary Fuel Tank); Commercial Chassis (Auxiliary Fuel Tank)		USEP3526
2006	V8-6.6L	400	DIESEL; LS; Turbocharged; (Secondary Fuel Tank); Commercial Chassis (Exc.Auxiliary Fuel Tank)		USEP3526
2006	V8-6.6L	400	DIESEL; LS; Turbocharged; Commercial chassis; External Pump(Secondary Fuel Tank)		USEP3526
2006	V8-6.6L	400	DIESEL; LT; Turbocharged; Exc.Commercial Chassis		USEP3526
2006	V8-6.6L	400	DIESEL; LT; Turbocharged; (Primary Fuel Tank); Commercial Chassis (Auxiliary Fuel Tank)		USEP3526
2006	V8-6.6L	400	DIESEL; LT; Turbocharged; (Secondary Fuel Tank); Commercial Chassis (Exc.Auxiliary Fuel Tank)		USEP3526
2006	V8-6.6L	400	DIESEL; LT; Turbocharged; Commercial chassis; External Pump(Secondary Fuel Tank)		USEP3526
2006	V8-6.6L	400	DIESEL; LT; Turbocharged; Exc.Commercial Chassis		USEP3526
2006	V8-6.6L	400	DIESEL; Turbocharged; (Primary Fuel Tank); Commercial Chassis (Auxiliary Fuel Tank)		USEP3526
2006	V8-6.6L	400	DIESEL; Turbocharged; (Secondary Fuel Tank); Commercial Chassis (Exc.Auxiliary Fuel Tank)		USEP3526
2006	V8-6.6L	400	DIESEL; Turbocharged; Commercial chassis; External Pump(Secondary Fuel Tank)		USEP3526
2006	V8-6.6L	400	DIESEL; Turbocharged; Exc.Commercial Chassis		USEP3526
2007	V8-6.6L	400	Classic LS; DIESEL; LBZ Desig.; Turbocharged		USEP3526
2007	V8-6.6L	400	Classic LS; DIESEL; LBZ Desig.; Turbocharged; External Pump		USEP3526
2007	V8-6.6L	400	Classic LT; DIESEL; LBZ Desig.; Turbocharged		USEP3526
2007	V8-6.6L	400	Classic LT; DIESEL; LBZ Desig.; Turbocharged; External Pump		USEP3526
2007	V8-6.6L	400	Classic WT; DIESEL; LBZ Desig.; Turbocharged		USEP3526
2007	V8-6.6L	400	Classic WT; DIESEL; LBZ Desig.; Turbocharged; External Pump		USEP3526
2001	V8-8.1L	496	Exc.Commercial Chassis (Evaporative Emissions Control)	USEP3500M	USEP3500
2001	V8-8.1L	496	Exc.Commercial Chassis (Exc.Evaporative Emissions Control)	USEP3501M	USEP3501
2001-2003	V8-8.1L	496	Commercial Chassis (Calif); Primary Fuel Tank	USEP3522M	
2001-2003	V8-8.1L	496	Commercial chassis; Secondary Fuel Tank	USEP3530M	
2001-2003	V8-8.1L	496	Commercial Chassis (Federal); Primary Fuel Tank	USEP3599M	
2002-2003	V8-8.1L	496	Exc.Commercial Chassis (Calif)	USEP3500M	USEP3500
2002-2003	V8-8.1L	496	Exc.Commercial Chassis (Federal)	USEP3501M	USEP3501
2004-2005	V8-8.1L	496	Exc.Commercial Chassis (EVAP Emissions)	USEP3609M	USEP12046

Model Years	Engine Liters	Cubic Inches	Application Description	Fuel Pump Assembly	Fuel Pump Kit
2004-2005	V8-8.1L	496	Exc.Commercial Chassis (Exc.EVAP Emissions)	USEP3604M	
2004-2005	V8-8.1L	496	Commercial chassis; Secondary Fuel Tank(Incl.Sender)	USEP3617M	
2005	V8-8.1L	496	Commercial Chassis (EVAP Emissions)	USEP3616M	
2005	V8-8.1L	496	Commercial Chassis (Exc.EVAP Emissions)	USEP3616M	
2006	V8-8.1L	496	Exc.Commercial Chassis (EVAP Emissions)	USEP3609M	USEP12046
2006	V8-8.1L	496	LS; Exc.Commercial Chassis (EVAP Emissions)	USEP3609M	USEP12046
2006	V8-8.1L	496	LT; Exc.Commercial Chassis (EVAP Emissions)	USEP3609M	USEP12046
2006	V8-8.1L	496	Exc.Commercial Chassis (Exc.EVAP Emissions)	USEP3604M	
2006	V8-8.1L	496	LS; Exc.Commercial Chassis (Exc.EVAP Emissions)	USEP3604M	
2006	V8-8.1L	496	LT; Exc.Commercial Chassis (Exc.EVAP Emissions)	USEP3604M	
2006	V8-8.1L	496	Commercial Chassis (EVAP Emissions)	USEP3616M	
2006	V8-8.1L	496	Commercial Chassis (Exc.EVAP Emissions)	USEP3616M	
2006	V8-8.1L	496	LS; Commercial Chassis (EVAP Emissions)	USEP3616M	
2006	V8-8.1L	496	LS; Commercial Chassis (Exc.EVAP Emissions)	USEP3616M	
2006	V8-8.1L	496	LT; Commercial Chassis (EVAP Emissions)	USEP3616M	
2006	V8-8.1L	496	LT; Commercial Chassis (Exc.EVAP Emissions)	USEP3616M	
2006	V8-8.1L	496	Commercial chassis; Secondary Fuel Tank(Incl.Sender)	USEP3617M	
2006	V8-8.1L	496	LS; Commercial chassis; Secondary Fuel Tank(Incl.Sender)	USEP3617M	
2006	V8-8.1L	496	LT; Commercial chassis; Secondary Fuel Tank(Incl.Sender)	USEP3617M	
2007	V8-8.1L	496	Classic LS; Exc.Commercial Chassis (EVAP Emissions)	USEP3609M	USEP12046
2007	V8-8.1L	496	Classic LT; Exc.Commercial Chassis (EVAP Emissions)	USEP3609M	USEP12046
2007	V8-8.1L	496	Classic WT; Exc.Commercial Chassis (EVAP Emissions)	USEP3609M	USEP12046
2007	V8-8.1L	496	Classic LS; Exc.Commercial Chassis (Exc.EVAP Emissions)	USEP3604M	
2007	V8-8.1L	496	Classic LT; Exc.Commercial Chassis (Exc.EVAP Emissions)	USEP3604M	
2007	V8-8.1L	496	Classic WT; Exc.Commercial Chassis (Exc.EVAP Emissions)	USEP3604M	
2007	V8-8.1L	496	Classic LS; Commercial Chassis (EVAP Emissions)	USEP3616M	
2007	V8-8.1L	496	Classic LS; Commercial Chassis (Exc.EVAP Emissions)	USEP3616M	
2007	V8-8.1L	496	Classic LT; Commercial Chassis (EVAP Emissions)	USEP3616M	
2007	V8-8.1L	496	Classic LT; Commercial Chassis (Exc.EVAP Emissions)	USEP3616M	
2007	V8-8.1L	496	Classic WT; Commercial Chassis (EVAP Emissions)	USEP3616M	
2007	V8-8.1L	496	Classic WT; Commercial Chassis (Exc.EVAP Emissions)	USEP3616M	
2007	V8-8.1L	496	Classic LS; Commercial chassis; Secondary Fuel Tank(Incl.Sender)	USEP3617M	
2007	V8-8.1L	496	Classic LT; Commercial chassis; Secondary Fuel Tank(Incl.Sender)	USEP3617M	
2007	V8-8.1L	496	Classic WT; Commercial chassis; Secondary Fuel Tank(Incl.Sender)	USEP3617M	
SILVERADO 3500 HD					
2007-2008	V8-6.6L	400	DIESEL; LMM Desig.; LT; Turbocharged		USEP3526
2007-2008	V8-6.6L	400	DIESEL; LMM Desig.; LT; Turbocharged; External Pump		USEP3526
2007-2008	V8-6.6L	400	DIESEL; LMM Desig.; LTZ; Turbocharged		USEP3526
2007-2008	V8-6.6L	400	DIESEL; LMM Desig.; LTZ; Turbocharged; External Pump		USEP3526
2007-2008	V8-6.6L	400	DIESEL; LMM Desig.; Turbocharged		USEP3526
2007-2008	V8-6.6L	400	DIESEL; LMM Desig.; Turbocharged; External Pump		USEP3526
SPECTRUM					
1987-1988	L4-1.5L	92	F; Turbo; Turbocharged; 2 inch pump diameter		USEP3222
SPRINT					
1987-1988	L3-1.0L	61	F; Turbo; Turbocharged		USEP8023
SSR					
2003-2004	V8-5.3L	325		USEP3549M	
2005-2006	V8-6.0L	364		USEP3707M	
SUBURBAN 1500					
2000	V8-5.3L	323		USEP3509M	
2002-2003	V8-5.3L	323		USEP3556M	USEP3507
2002-2004	V8-5.3L	323	FLEX	USEP3560M	
2006	V8-5.3L	325	FLEX; L59 Desig.	USEP3706M	
2006	V8-5.3L	325	FLEX; L59 Desig.; LS	USEP3706M	
2006	V8-5.3L	325	FLEX; L59 Desig.; LT	USEP3706M	
2007	V8-5.3L	325	FLEX; LC9 Desig.	USEP3706M	
2007	V8-5.3L	325	FLEX; LC9 Desig.; LS	USEP3706M	
2007	V8-5.3L	325	FLEX; LC9 Desig.; LT	USEP3706M	
2007	V8-5.3L	325	FLEX; LC9 Desig.; LTZ	USEP3706M	
2007	V8-5.3L	325	FLEX; LMG Desig.; LS	USEP3706M	
2007	V8-5.3L	325	FLEX; LMG Desig.; LT	USEP3706M	
2007	V8-5.3L	325	FLEX; LMG Desig.; LTZ	USEP3706M	
2008	V8-5.3L	325	FLEX; LC9 Desig.; LS	USEP3732M	
2008	V8-5.3L	325	FLEX; LC9 Desig.; LT	USEP3732M	
2008	V8-5.3L	325	FLEX; LC9 Desig.; LTZ	USEP3732M	
2008	V8-5.3L	325	FLEX; LMG Desig.; LS	USEP3732M	
2008	V8-5.3L	325	FLEX; LMG Desig.; LT	USEP3732M	
2008	V8-5.3L	325	FLEX; LMG Desig.; LTZ	USEP3732M	
2000	V8-5.7L	350		USEP3509M	



FUEL PUMP APPLICATION GUIDE

USMW
Professional Series

Model Years	Engine Liters	Cubic Inches	Application Description	Fuel Pump Assembly	Fuel Pump Kit
2007	V8-6.0L	364	L76 Desig.; LT	USEP3610M	
2007	V8-6.0L	364	L76 Desig.; LTZ	USEP3610M	
SUBURBAN 2500					
2000	V8-6.0L	364	Primary Fuel Tank	USEP3510M	
2000	V8-6.0L	364	Evaporative Emissions Control; Secondary Fuel Tank	USEP3512M	
2000	V8-6.0L	364	Exc.Evaporative Emissions Control; Secondary Fuel Tank	USEP3513M	
2001	V8-6.0L	364	Primary Fuel Tank	USEP3510M	
2001	V8-6.0L	364	Evaporative Emissions Control; Secondary Fuel Tank	USEP3512M	
2001	V8-6.0L	364	Exc.Evaporative Emissions Control; Secondary Fuel Tank	USEP3513M	
2002-2003	V8-6.0L	364	Exc.Evaporative Emissions Control; Secondary Fuel Tank	USEP3553M	
2002-2003	V8-6.0L	364	Primary Fuel Tank	USEP3554M	
2002-2003	V8-6.0L	364	Evaporative Emissions Control; Secondary Fuel Tank	USEP3555M	
2004	V8-6.0L	364	Secondary Fuel Tank	USEP3587M	
2004	V8-6.0L	364	Primary Fuel Tank	USEP3675M	
2005	V8-6.0L	364	LS; Primary Fuel Tank	USEP3675M	
2005	V8-6.0L	364	LT; Primary Fuel Tank	USEP3675M	
2005-2006	V8-6.0L	364	LS; Secondary Fuel Tank	USEP3587M	
2005-2006	V8-6.0L	364	LT; Secondary Fuel Tank	USEP3587M	
2006	V8-6.0L	364	LS	USEP3675M	
2006	V8-6.0L	364	LT	USEP3675M	
2007	V8-6.0L	364	LS; For Auxiliary Fuel Tank	USEP3587M	
2007	V8-6.0L	364	LT; For Auxiliary Fuel Tank	USEP3587M	
2007	V8-6.0L	364	LTZ; For Auxiliary Fuel Tank	USEP3587M	
2007	V8-6.0L	364	LS; For Primary Fuel Tank	USEP3675M	
2007	V8-6.0L	364	LT; For Primary Fuel Tank	USEP3675M	
2007	V8-6.0L	364	LTZ; For Primary Fuel Tank	USEP3675M	
2001	V8-8.1L	496	Primary Fuel Tank	USEP3510M	
2001	V8-8.1L	496	Evaporative Emissions Control; Secondary Fuel Tank	USEP3512M	
2001	V8-8.1L	496	Exc.Evaporative Emissions Control; Secondary Fuel Tank	USEP3513M	
2002-2003	V8-8.1L	496	Exc.Evaporative Emissions Control; Secondary Fuel Tank	USEP3553M	
2002-2003	V8-8.1L	496	Primary Fuel Tank	USEP3554M	
2002-2003	V8-8.1L	496	Evaporative Emissions Control; Secondary Fuel Tank	USEP3555M	
2004	V8-8.1L	496	Secondary Fuel Tank	USEP3587M	
2004	V8-8.1L	496	Primary Fuel Tank	USEP3675M	
2005	V8-8.1L	496	LS; Primary Fuel Tank	USEP3675M	
2005	V8-8.1L	496	LT; Primary Fuel Tank	USEP3675M	
2005-2006	V8-8.1L	496	LS; Secondary Fuel Tank	USEP3587M	
2005-2006	V8-8.1L	496	LT; Secondary Fuel Tank	USEP3587M	
2006	V8-8.1L	496	LS	USEP3675M	
2006	V8-8.1L	496	LT	USEP3675M	
SWING					
1994-1995	L4-1.4L	85	SOLD IN MEXICO; MFI		USEP3902
1996-1999	L4-1.6L	98	SOLD IN MEXICO; MFI		USEP3902
1997-1999	L4-1.6L	98	SOLD IN MEXICO; Bosch equipped; TBI SOHC		USEP2364
1997-1999	L4-1.6L	98	SOLD IN MEXICO; Except Bosch equipped; TBI SOHC		USEP3902
2000-2003	L4-1.6L	98	SOLD IN MEXICO; MFI		USEP12026
TAHOE					
2000	V8-4.8L	294	LT	USEP3508M	
2001	V8-4.8L	294		USEP3508M	
2002-2003	V8-4.8L	294		USEP3508M	
2000	V8-5.3L	323	LT	USEP3508M	
2001	V8-5.3L	323		USEP3508M	
2002-2003	V8-5.3L	323		USEP3508M	
2002-2004	V8-5.3L	323	FLEX	USEP3559M	
2005	V8-5.3L	323	FLEX	USEP3705M	
2005	V8-5.3L	323	FLEX; LS	USEP3705M	
2005	V8-5.3L	323	FLEX; LT	USEP3705M	
2006	V8-5.3L	325	FLEX; L59 Desig.	USEP3705M	
2006	V8-5.3L	325	FLEX; L59 Desig.; LS	USEP3705M	
2006	V8-5.3L	325	FLEX; L59 Desig.; LT	USEP3705M	
2006	V8-5.3L	325	LS	USEP3705M	
2006	V8-5.3L	325	LT	USEP3705M	
2006	V8-5.3L	325		USEP3705M	
2007	V8-5.3L	325	LS; LY5 Desig.	USEP3581M	
2007	V8-5.3L	325	LT; LY5 Desig.	USEP3581M	
2007	V8-5.3L	325	FLEX; LMG Desig.; LS	USEP3705M	
2007	V8-5.3L	325	FLEX; LMG Desig.; LT	USEP3705M	
2007	V8-5.3L	325	FLEX; LMG Desig.; LTZ	USEP3705M	
2008	V8-5.3L	325	FLEX; LMG Desig.; LS	USEP3732M	

Model Years	Engine Liters	Cubic Inches	Application Description	Fuel Pump Assembly	Fuel Pump Kit
2008	V8-5.3L	325	FLEX; LMG Desig.; LT	USEP3732M	
2008	V8-5.3L	325	FLEX; LMG Desig.; LTZ	USEP3732M	
1995	V8-5.7L	350	2 dr.		USEP3902
1995	V8-5.7L	350	4dr	USEP3930M	
1995	V8-5.7L	350	LS	USEP3930M	
1995	V8-5.7L	350	LT	USEP3930M	
1996	V8-5.7L	350			USEP3270
1997	V8-5.7L	350	2 Dr.		USEP3270
1997	V8-5.7L	350	4 Dr.	USEP3932M	USEP3933
1998-1999	V8-5.7L	350	4 Dr.; (Radio Frequency Interference Filter)	USEP3534M	USEP3240R
1998-1999	V8-5.7L	350	4 Dr.; (Exc.Radio Frequency Interference Filter)	USEP3972M	USEP3240R
1998-1999	V8-5.7L	350	2 Dr.	USEP3963M	
1995-1998	V8-6.5L	395	DIESEL; Turbocharged; External Pump		USEP3309
1999	V8-6.5L	395	DIESEL; Turbocharged; External Pump		USEP3540
TIGRA					
1999	L4-1.6L	98	SOLD IN MEXICO; MFI		USEP12007
TRACKER					
1998	L4-1.6L	97		USEP3975H	USEP8229
1998	L4-1.6L	97	Sold in Mexico		USEP8229
1998	L4-1.6L	98		USEP3975H	USEP8229
1999-2000	L4-1.6L	98	LSi		USEP8229
1999-2002	L4-1.6L	98			USEP8229
1999-2000	L4-2.0L	122	Delux		USEP8229
1999-2000	L4-2.0L	122	Lux		USEP8229
1999-2002	L4-2.0L	122			USEP8229
2000-2003	L4-2.0L	122	Sold in Mexico		USEP8229
2002	L4-2.0L	122	ZR2		USEP8229
2003	L4-2.0L	122			USEP8229
2004	L4-2.0L	122			USEP8229
2001-2002	V6-2.5L	151			USEP8229
2003	V6-2.5L	151			USEP8229
2004	V6-2.5L	151			USEP8229
TRAILBLAZER					
2002	L6-4.2L	256	North Face	USEP3549M	
2003-2004	L6-4.2L	256	North Face	USEP3549M	
2005-2007	L6-4.2L	256	LS	USEP3707M	
2005-2007	L6-4.2L	256	LT	USEP3707M	
2006-2007	V8-5.3L	325	LS	USEP3707M	
2006-2007	V8-5.3L	325	LT	USEP3707M	
2006-2007	V8-6.0L	364	SS	USEP3707M	
UPLANDER					
2005	V6-3.5L	213	Incl.Tank Seal	USEP3717M	
2005	V6-3.5L	214	Incl.Tank Seal	USEP3717M	
2006	V6-3.5L	213	Incl.Tank Seal	USEP3717M	
2006	V6-3.5L	213	LS; (Incl.Tank Seal)	USEP3717M	
2006	V6-3.5L	213	LT; (Incl.Tank Seal)	USEP3717M	
2006	V6-3.9L	237	LT; (Incl.Tank Seal)	USEP3717M	
2007-2008	V6-3.9L	237		USEP3717M	
V10					
1987	V6-4.3L	262			USEP3902
1987	V8-5.0L	305			USEP3902
1987	V8-5.7L	350			USEP3902
V10 SUBURBAN					
1987-1988	V8-5.7L	350			USEP3902
1988	V8-5.7L	350	Scottsdale	USEP3633S	USEP3902
1988	V8-5.7L	350	Silverado	USEP3633S	USEP3902
V1500 SUBURBAN					
1989-1991	V8-5.7L	350	Scottsdale	USEP3633S	USEP3902
1989-1991	V8-5.7L	350	Silverado	USEP3633S	USEP3902
1989-1991	V8-5.7L	350			USEP3902
V20					
1987	V8-5.7L	350	FI		USEP3902
V20 SUBURBAN					
1987	V8-5.7L	350			USEP3902
V2500 SUBURBAN					
1990-1991	V8-5.7L	350	Scottsdale	USEP3633S	USEP3902
1990-1991	V8-5.7L	350	Silverado	USEP3633S	USEP3902
1990-1991	V8-5.7L	350			USEP3902



FUEL PUMP APPLICATION GUIDE

USMW
Professional Series

Model Years	Engine Liters	Cubic Inches	Application Description	Fuel Pump Assembly	Fuel Pump Kit
1990	V8-7.4L	454			USEP3567
V30					
1987-1988	V8-5.7L	350	FI		USEP3902
1988	V8-6.2L	379	DIESEL; FI; External Pump		USEP3158
1987-1988	V8-7.4L	454	FI		USEP3902
V3500					
1989	V8-5.7L	350	FI		USEP3902
1990-1991	V8-5.7L	350			USEP3902
1989	V8-7.4L	454	FI		USEP3902
1990-1991	V8-7.4L	454			USEP3902
VAGONETA					
2000-2002	L4-1.6L	98	SOLD IN MEXICO; Except Bosch equipped; MFI		USEP12022
2000-2002	L4-1.6L	98	SOLD IN MEXICO; Bosch equipped; MFI		USEP12026
VECTRA					
2005	L4-2.2L	134	SOLD IN MEXICO; MFI DOHC		USEP8335
2003-2004	L4-2.2L	134	SOLD IN MEXICO; MFI DOHC		USEP12026
2006-2008	V6-2.8L	173	SOLD IN MEXICO; SFI Turbo		USEP8335
2005	V6-3.2L	193	SOLD IN MEXICO; MFI DOHC		USEP8335
2003-2004	V6-3.2L	195	SOLD IN MEXICO; MFI DOHC		USEP12026
VENTURE					
1997	V6-3.4L	204	w/ 112.0 In. Wheel	USEP3976M	
1997	V6-3.4L	204	w/ 120.0 In. Wheel	USEP3976M	
1997	V6-3.4L	207	w/ 112.0 In. Wheel	USEP3976M	
1997	V6-3.4L	207	w/ 120.0 In. Wheel	USEP3976M	
1998-2000	V6-3.4L	204	Sold in Mexico	USEP3372M	USEP3372
1998-2000	V6-3.4L	204		USEP3372M	USEP3372
1998-2000	V6-3.4L	207		USEP3372M	USEP3372
2001	V6-3.4L	204	Sold in Mexico; W/O EXTENDED WHEEL	USEP3539M	
2001	V6-3.4L	204	w/ 112.0 In. Wheel	USEP3539M	
2001	V6-3.4L	207	w/ 120.0 In. Wheel	USEP3372M	USEP3372
2001	V6-3.4L	207	w/ 120.0 In. Wheel		USEP3372
2001-2003	V6-3.4L	207	w/ 112.0 In. Wheel	USEP3539M	
2002-2003	V6-3.4L	207	w/ 120.0 In. Wheel	USEP3552M	
2002-2004	V6-3.4L	207	Sold in Mexico; extended chassis	USEP3539M	
2002-2004	V6-3.4L	207	Sold in Mexico; conventional chassis	USEP3552M	
2004	V6-3.4L	207		USEP3598M	
2005	V6-3.4L	207		USEP3552M	
2005	V6-3.4L	207	LS	USEP3598M	
2005	V6-3.4L	207	LT	USEP3598M	
2005	V6-3.4L	207	Plus	USEP3598M	
ZAFIRA					
2001-2003	L4-1.8L	109	SOLD IN MEXICO; EFI DOHC	USEP12012M	USEP12026
2004-2006	L4-1.8L	109	SOLD IN MEXICO; EFI DOHC		USEP12143
2001-2006	L4-2.2L	134	SOLD IN MEXICO; MFI DOHC		USEP8335
CHEVROLET TRUCK					
400SS PICKUP					
1996	V8-5.7L	350	SOLD IN MEXICO; TBI		USEP3270
1992-1997	V8-5.7L	350	SOLD IN MEXICO; TBI		USEP3902
BOSS TRUCK					
1996-1997	V8-5.7L	350	SOLD IN MEXICO; TBI		USEP3902
C1405 1/2TON PANEL					
1965-1966	V8-4.7L	283	SOLD IN MEXICO; 2BL		USEP8012SP
C1500 1/2TON P/U 2WD					
1994	V6-4.1L	250	SOLD IN MEXICO; TBI	USEP3621S	
1995	V6-4.1L	250	SOLD IN MEXICO; TBI		USEP3270
1998	V6-4.1L	250	SOLD IN MEXICO; MFI	USEP3621S	
1996-1997	V6-4.1L	250	SOLD IN MEXICO; TBI		USEP3902
1999	V6-4.3L	262	SOLD IN MEXICO; MFI		USEP3240R
C1500 1/2TON SUB 2WD					
2000	V8-5.7L	350	SOLD IN MEXICO; MFI		USEP3240R
C20905 1/2TON PANEL					
1965-1967	V8-4.7L	283	SOLD IN MEXICO; 2BL		USEP8012SP
C2500 3/4 TON P/U 2WD					
1998	V8-5.7L	350	SOLD IN MEXICO; TBI		USEP3902
C2500 3/4TON SUB 2WD					
2000	V8-5.7L	350	SOLD IN MEXICO; MFI		USEP3240R

Model Years	Engine Liters	Cubic Inches	Application Description	Fuel Pump Assembly	Fuel Pump Kit
C3605 3/4TON PANEL					
1967	V8-4.7L	283	SOLD IN MEXICO; 2BL		USEP8012SP
CHEVY PICKUP					
2002	L4-1.6L	98	SOLD IN MEXICO; Bosch equipped; MFI		USEP12026
1999-2003	L4-1.6L	98	SOLD IN MEXICO; MFI		USEP2030
CS1073 1/2TON P/U					
1964-1969	V8-4.7L	283	SOLD IN MEXICO; 2BL		USEP8012SP
1964-1969	V8-5.4L	327	SOLD IN MEXICO; 2BL		USEP8012SP
CS31003 1 TON P/U					
1964-1972	V8-4.7L	283	SOLD IN MEXICO; 2BL		USEP8012SP
1964-1972	V8-5.4L	327	SOLD IN MEXICO; 2BL		USEP8012SP
EXPRESS 1500 2WD					
2008	V8-5.3L	323	SOLD IN MEXICO; SFI OHV	USEP3678M	USEP12046
K1500 1/2TON SUB 4WD					
2000	V8-5.7L	350	SOLD IN MEXICO; MFI		USEP3240R
K2500 3/4TON SUB 4WD					
2000	V8-5.7L	350	SOLD IN MEXICO; MFI		USEP3240R
LUMINA VAN					
1997	V6-3.3L	204	SOLD IN MEXICO; 1.5" diameter pump.; MFI		USEP3240
LUV					
2006	L4-2.2L	133	SOLD IN MEXICO; MFI		USEP8016S
1997-2005	L4-2.2L	133	SOLD IN MEXICO; MFI	USEP3943M	USEP3240R
MICROBUS					
1992-1996	V8-5.7L	350	SOLD IN MEXICO; 4BL		USEP3268
P30 VAN					
2002	V6-4.1L	250	SOLD IN MEXICO; MFI		USEP3240
1998-2002	V6-4.1L	250	SOLD IN MEXICO; MFI		USEP3240
2001	V6-4.3L	262	SOLD IN MEXICO; MFI	USEP3966M	USEP3240R
P31 VAN					
1991-1996	V8-5.7L	350	SOLD IN MEXICO; MFI		USEP3268
1998-1999	V8-5.7L	350	SOLD IN MEXICO; MFI	USEP3968M	USEP3240R
S10 BLAZER 2WD					
1990-1994	V6-3.1L	191	SOLD IN MEXICO; TBI		USEP3902
S10 BLAZER 4WD					
1990-1994	V6-3.1L	191	SOLD IN MEXICO; TBI		USEP3902
S10 P/U 2WD					
2001-2002	L4-2.2L	134	SOLD IN MEXICO; FI OHV		USEP12016
SILVERADO					
1994-1997	V8-5.7L	350	SOLD IN MEXICO; TBI		USEP3902
SILVERADO 1500 2WD					
1999	V8-5.7L	350	SOLD IN MEXICO; MFI		USEP3240R
SILVERADO 1500 4WD					
1999	V8-5.7L	350	SOLD IN MEXICO; MFI		USEP3240R
SILVERADO 2500 2WD					
2006	V8-4.8L	293	SOLD IN MEXICO; MFI	USEP3500M	
2007	V8-4.8L	293	SOLD IN MEXICO; Crew cab; MFI	USEP3684M	
2007-2009	V8-4.8L	293	SOLD IN MEXICO; Regular or extended cab; MFI	USEP3609M	
2003-2006	V8-5.3L	323	SOLD IN MEXICO; Electrical connections: 2. Evaporative Emissions Control; MFI	USEP3500M	
2003-2006	V8-5.3L	323	SOLD IN MEXICO; Electrical connections: 1. Except Evaporative Emissions Control; MFI	USEP3501M	
2007-2009	V8-5.3L	323	SOLD IN MEXICO; MFI	USEP3609M	
1999	V8-5.7L	350	SOLD IN MEXICO; MFI		USEP3240R
1999	V8-5.7L	350	SOLD IN MEXICO; 1 Connector; MFI	USEP3962M	
2001	V8-5.7L	350	SOLD IN MEXICO; Electrical connections: 2. Evaporative Emissions Control; MFI	USEP3500M	
2001	V8-5.7L	350	SOLD IN MEXICO; Electrical connections: 1. Except Evaporative Emissions Control; MFI	USEP3501M	
2002	V8-5.7L	350	SOLD IN MEXICO; Electrical connections: 2. Evaporative Emissions Control; MFI	USEP3500M	
2002	V8-5.7L	350	SOLD IN MEXICO; Electrical connections: 1. Except Evaporative Emissions Control; MFI	USEP3501M	
SILVERADO 2500 4WD					
1999-2001	V8-5.7L	350	SOLD IN MEXICO; MFI		USEP3240R
1999-2001	V8-5.7L	350	SOLD IN MEXICO; 1 Connector; MFI	USEP3962M	
SILVERADO 3500 2WD					
2001	V8-5.7L	350	SOLD IN MEXICO; Electrical connections: 2; MFI	USEP3500M	
2002	V8-5.7L	350	SOLD IN MEXICO; MFI	USEP3501M	
2004	V8-5.7L	350	SOLD IN MEXICO; FI OHV	USEP3599M	USEP3240
2002-2007	V8-5.7L	350	SOLD IN MEXICO; MFI		USEP3947
2003-2007	V8-5.7L	350	SOLD IN MEXICO; With rear tank.; MFI	USEP3599M	USEP3240
2003-2007	V8-5.7L	350	SOLD IN MEXICO; With center tank.; MFI	USEP3530M	



FUEL PUMP APPLICATION GUIDE

USMW
Professional Series

Model Years	Engine Liters	Cubic Inches	Application Description	Fuel Pump Assembly	Fuel Pump Kit
SONORA					
2003	V6-4.3L	262	SOLD IN MEXICO; MFI	USEP3508M	USEP3947
2003-2004	V8-5.3L	323	SOLD IN MEXICO; MFI	USEP3508M	
2005-2006	V8-5.3L	323	SOLD IN MEXICO; MFI	USEP3581M	
2000	V8-5.7L	350	SOLD IN MEXICO; MFI	USEP3972M	USEP3240R
2001-2002	V8-5.7L	350	SOLD IN MEXICO; MFI		USEP3947
2003	V8-6.0L	364	SOLD IN MEXICO; SFI	USEP3508M	USEP3947
SUBURBAN 1500 2WD					
2006	V8-5.3L	323	SOLD IN MEXICO; SFI OHV	USEP3706M	
2001	V8-5.7L	350	SOLD IN MEXICO; MFI		USEP3240R
2002	V8-5.7L	350	SOLD IN MEXICO; FI OHV	USEP3556M	USEP3947
SUBURBAN 1500 4WD					
2001	V8-5.7L	350	SOLD IN MEXICO; MFI		USEP3240R
SUBURBAN 2500 2WD					
2001	V8-5.7L	350	SOLD IN MEXICO; MFI		USEP3947
SUBURBAN 2500 4WD					
2001	V8-5.7L	350	SOLD IN MEXICO; MFI		USEP3947
TORNADO					
2008	L4-1.8L	110	SOLD IN MEXICO; FI	USEP12030M	USEP12030
2004-2007	L4-1.8L	108	SOLD IN MEXICO; FI	USEP12012M	USEP12026
TORNADO 2WD					
2010	L4-1.8L	110	SOLD IN MEXICO; MPFI SOHC	USEP12012M	USEP12026
TRACKER 2WD					
1999-2001	L4-2.2L	134	SOLD IN MEXICO; 1.5" diameter pump.; MFI DOHC		USEP8229
TRACKER 4WD					
1999-2001	L4-2.2L	134	SOLD IN MEXICO; 1.5" diameter pump.; MFI DOHC		USEP8229
CHRYSLER					
300					
2010	V6-3.5L	213	SOLD IN MEXICO; FI SOHC	USEP7241M	
300M					
1999	V6-3.5L	215	Sold in Mexico	USEP7137M	USEP7137
2000-2001	V6-3.5L	215	Sold in Mexico	USEP7152M	
2000-2001	V6-3.5L	215		USEP7152M	
2002-2004	V6-3.5L	215	Special	USEP7152M	
2002-2004	V6-3.5L	215		USEP7152M	
2003	V6-3.5L	215	Pro-Am	USEP7152M	
ASPEN					
2007	V8-4.7L	285	FLEX	USEP7184M	
2007	V8-4.7L	285		USEP7184M	
2007	V8-5.7L	345		USEP7184M	
CIRRUS					
1995-2000	L4-2.0L	122	SOLD IN MEXICO; MFI DOHC		USEP8229
2002	L4-2.4L	148	SOLD IN MEXICO; Turbo DOHC	USEP7141M	
2004	L4-2.4L	148	SOLD IN MEXICO; Turbo	USEP7167M	
1995-1997	L4-2.4L	148	EDZ Desig.; LX	USEP7089M	USEP7041
1997	L4-2.4L	148	EDZ Desig.; LXi	USEP7089M	USEP7041
1998-1999	L4-2.4L	148	SOLD IN MEXICO; Turbo		USEP7041
1998-1999	L4-2.4L	148		USEP7113M	USEP7041
2001-2009	L4-2.4L	148	SOLD IN MEXICO; Turbo DOHC		USEP8455
2003-2009	L4-2.4L	148	SOLD IN MEXICO; Turbo DOHC	USEP7167M	
1995-1997	V6-2.5L	152	EEB Desig.; LX	USEP7089M	USEP7041
1995-1997	V6-2.5L	152	EEB Desig.; LXi	USEP7089M	USEP7041
1996	V6-2.5L	152	Sold in Mexico	USEP7089M	USEP7041
1998-1999	V6-2.5L	152		USEP7113M	USEP7041
1999-2000	V6-2.5L	152	Sold in Mexico	USEP7113M	USEP7041
2000	V6-2.5L	152		USEP7113M	USEP7041
2001-2002	V6-2.7L	165	SOLD IN MEXICO; SFI DOHC	USEP7141M	
2003-2009	V6-2.7L	165	SOLD IN MEXICO; SFI DOHC	USEP7167M	
2007-2009	V6-3.5L	213	SOLD IN MEXICO; FI DOHC	USEP7167M	
CONCORDE					
1998-1999	V6-2.7L	167	EER Desig.	USEP7137M	USEP7137
2000-2001	V6-2.7L	167	EER Desig.	USEP7152M	
2002	V6-2.7L	167	EER Desig.; LX	USEP7152M	
2003-2004	V6-2.7L	167	LX	USEP7152M	
1998-1999	V6-3.2L	197	EGW Desig.	USEP7137M	USEP7137
2000-2001	V6-3.2L	197	EGW Desig.	USEP7152M	
1992	V6-3.3L	201	SOLD IN MEXICO; MFI		USEP7054

Model Years	Engine Liters	Cubic Inches	Application Description	Fuel Pump Assembly	Fuel Pump Kit
1993	V6-3.3L	201		USEP7054M	USEP7054
1994-1995	V6-3.3L	201		USEP7054M	USEP7054
1994-1995	V6-3.3L	201	FLEX	USEP7054M	USEP7054
1996	V6-3.3L	201	LX	USEP7101M	USEP7093
1992	V6-3.5L	215	SOLD IN MEXICO; MFI		USEP7054
1993	V6-3.5L	215		USEP7054M	USEP7054
1994-1995	V6-3.5L	215		USEP7054M	USEP7054
1995	V6-3.5L	215	Sold in Mexico	USEP7054M	USEP7054
1996	V6-3.5L	215	LX	USEP7101M	USEP7093
1996	V6-3.5L	215	LXi	USEP7101M	USEP7093
1996	V6-3.5L	215	Sold in Mexico	USEP7101M	USEP7093
1997	V6-3.5L	215	LX	USEP7101M	USEP7093
1997	V6-3.5L	215	LXi	USEP7101M	USEP7093
2002	V6-3.5L	215	Sold in Mexico	USEP7152M	
2002-2004	V6-3.5L	215	Limited	USEP7152M	
2002-2004	V6-3.5L	215	LXi	USEP7152M	
CONQUEST					
1987	L4-2.6L	156	External Pump		USEP8000
1988-1989	L4-2.6L	156	External Pump		USEP8000
CROSSFIRE					
2004,2008	V6-3.2L	195	External Pump		USEP8289
2005-2006	V6-3.2L	195	EGZ Desig.; SRT-6; Supercharged; External Pump		USEP8289
2005-2006	V6-3.2L	195	Limited; External Pump		USEP8289
2006	V6-3.2L	195	External Pump		USEP8289
2007	V6-3.2L	195	External Pump		USEP8289
2007	V6-3.2L	195	Limited; External Pump		USEP8289
DART					
1986-1989	L4-2.2L	135	SOLD IN MEXICO; 2BL		USEP2486
DAYTONA					
1987	L4-2.2L	135	Sold in Canada		USEP7012
GRAND VOYAGER					
2000	V6-3.0L	181	SE	USEP7094M	USEP7041
2000	V6-3.0L	181		USEP7094M	USEP7041
2000	V6-3.3L	201	SE	USEP7094M	USEP7041
2000	V6-3.3L	201		USEP7094M	USEP7041
2000	V6-3.3L	201	FLEX	USEP7129M	USEP7041
2000	V6-3.3L	201	FLEX; SE	USEP7129M	USEP7041
IMPERIAL					
1990	V6-3.3L	201		USEP7071H	USEP7012
1991	V6-3.3L	201		USEP7040M	USEP7041
1991	V6-3.8L	230		USEP7040M	USEP7041
1992-1993	V6-3.8L	230		USEP7040M	USEP7041
1992-1993	V6-3.8L	230			USEP7041
INTREPID					
1995	V6-3.5L	215	Sold in Mexico	USEP7054M	USEP7054
1996-1997	V6-3.5L	215	Sold in Mexico	USEP7101M	USEP7093
LASER					
1985	L4-2.2L	135	Turbocharged; (Single Nipple)	USEP7071H	USEP7012
1985	L4-2.2L	135	Turbocharged; (Double Nipple)	USEP7051S	USEP7031
1985	L4-2.2L	135			USEP7031
1985-1986	L4-2.2L	135	Turbocharged; (1 Tube Type)	USEP7071H	USEP7012
1986	L4-2.2L	135		USEP7069H	USEP7000
1986	L4-2.5L	153		USEP7069H	USEP7000
LEBARON					
1985	L4-2.2L	135	Fi; GTS; Turbocharged; (1 Tube Type)	USEP7071H	USEP7012
1985	L4-2.2L	135	Fi; GTS; Turbocharged; (Single Nipple)	USEP7071H	USEP7012
1985	L4-2.2L	135	Fi; Mark Cross; Turbocharged; (1 Tube Type)	USEP7071H	USEP7012
1985	L4-2.2L	135	Fi; Mark Cross; Turbocharged; (Single Nipple)	USEP7071H	USEP7012
1985	L4-2.2L	135	Fi; GTS; Turbocharged; (Double Nipple)	USEP7051S	USEP7031
1985	L4-2.2L	135	Fi; Mark Cross; Turbocharged; (Double Nipple)	USEP7051S	USEP7031
1985	L4-2.2L	135	Fi; GTS		USEP7031
1985	L4-2.2L	135	Fi; Mark Cross		USEP7031
1986	L4-2.2L	135		USEP7069H	USEP7000
1986	L4-2.2L	135	GTS; Turbocharged; (1 Tube Type)	USEP7071H	USEP7012
1986	L4-2.2L	135	Mark Cross; Turbocharged; (1 Tube Type)	USEP7071H	USEP7012
1986-1988	L4-2.2L	135	GTS	USEP7069H	USEP7000
1987-1988	L4-2.2L	135	Premium	USEP7069H	USEP7000
1987-1988	L4-2.2L	135	GTS; Turbocharged; (Single Nipple)	USEP7071H	USEP7012



FUEL PUMP APPLICATION GUIDE

USMW
Professional Series

Model Years	Engine Liters	Cubic Inches	Application Description	Fuel Pump Assembly	Fuel Pump Kit
1987-1988	L4-2.2L	135	Premium; Turbocharged; (Single Nipple)	USEP7071H	USEP7012
1989	L4-2.2L	135		USEP7069H	USEP7000
1989	L4-2.2L	135	GTS; Turbocharged	USEP7071H	USEP7012
1990	L4-2.2L	135	GTC; Turbocharged	USEP7071H	USEP7012
1995	L4-2.5L	153	SOLD IN MEXICO; MFI	USEP7040M	USEP7041
1986	L4-2.5L	153	Mark Cross	USEP7069H	USEP7000
1986-1988	L4-2.5L	153	GTS	USEP7069H	USEP7000
1987-1988	L4-2.5L	153	Premium	USEP7069H	USEP7000
1989	L4-2.5L	153		USEP7069H	USEP7000
1989	L4-2.5L	153	GTS; Turbocharged	USEP7071H	USEP7012
1989-1990	L4-2.5L	153	GTC; Turbocharged	USEP7071H	USEP7012
1989-1990	L4-2.5L	153	Premium; Turbocharged	USEP7071H	USEP7012
1990	L4-2.5L	153	High Line	USEP7069H	USEP7000
1991	L4-2.5L	153	Turbocharged		USEP7040
1991	L4-2.5L	153			USEP7040
1991-1992	L4-2.5L	153	GTC; Turbocharged	USEP7040M	USEP7041
1991-1992	L4-2.5L	153	Turbocharged	USEP7040M	USEP7041
1991-1992	L4-2.5L	153		USEP7040M	USEP7041
1992	L4-2.5L	153	Landau	USEP7040M	USEP7041
1993	L4-2.5L	153	FLEX	USEP7040M	USEP7041
1993	L4-2.5L	153	LE	USEP7040M	USEP7041
1993	L4-2.5L	153		USEP7040M	USEP7041
1993-1995	L4-2.5L	153	SOLD IN MEXICO; MFI Turbo	USEP7040M	USEP7041
1994	L4-2.5L	153	LE	USEP7040M	USEP7041
1990	V6-3.0L	181	Premium	USEP7071H	USEP7012
1991	V6-3.0L	181	LX		USEP7040
1991	V6-3.0L	181			USEP7040
1991-1992	V6-3.0L	181	GTC	USEP7040M	USEP7041
1991-1992	V6-3.0L	181	LX	USEP7040M	USEP7041
1991-1992	V6-3.0L	181		USEP7040M	USEP7041
1992	V6-3.0L	181	Landau	USEP7040M	USEP7041
1993	V6-3.0L	181	GTC	USEP7040M	USEP7041
1993	V6-3.0L	181	Landau	USEP7040M	USEP7041
1993	V6-3.0L	181	LE	USEP7040M	USEP7041
1993	V6-3.0L	181	LX	USEP7040M	USEP7041
1993	V6-3.0L	181		USEP7040M	USEP7041
1994	V6-3.0L	181	GTC	USEP7040M	USEP7041
1994	V6-3.0L	181	Landau	USEP7040M	USEP7041
1994	V6-3.0L	181	LE	USEP7040M	USEP7041
1995	V6-3.0L	181		USEP7040M	USEP7041
LEBARON K					
1984	L4-2.2L	135	SOLD IN MEXICO; 2BL		USEP2486
1983-1987	L4-2.2L	135	SOLD IN MEXICO; FI Turbo	USEP7071H	USEP7012
LHS					
1994-1995	V6-3.5L	215		USEP7054M	USEP7054
1996-1997	V6-3.5L	215	Sold in Mexico	USEP7101M	USEP7093
1996-1997	V6-3.5L	215		USEP7101M	USEP7093
1999	V6-3.5L	215		USEP7137M	USEP7137
2000-2001	V6-3.5L	215		USEP7152M	
NEON					
1995	L4-2.0L	122	Sold in Mexico; TQE.PLASTICO	USEP7075M	USEP7041
1996-1997	L4-2.0L	122	Sold in Mexico; TQE.PLASTICO	USEP7097M	USEP7097
NEW YORKER					
1989	L4-2.2L	135	SOLD IN MEXICO; FI Turbo	USEP7071H	USEP7012
1984	L4-2.2L	135			USEP7012
1985	L4-2.2L	135	Fi; Turbocharged; (1 Tube Type)	USEP7071H	USEP7012
1985	L4-2.2L	135	Fi; Turbocharged; (Single Nipple)	USEP7071H	USEP7012
1985	L4-2.2L	135	Fi; Turbocharged; (Double Nipple)	USEP7051S	USEP7031
1985-1994	L4-2.2L	135	SOLD IN MEXICO; MFI		USEP7012
1986	L4-2.2L	135	Turbocharged; (1 Tube Type)	USEP7071H	USEP7012
1987	L4-2.2L	135	Turbocharged; (Single Nipple)	USEP7071H	USEP7012
1988	L4-2.2L	135	Turbo; Turbocharged; (Single Nipple)	USEP7071H	USEP7012
1986-1987	L4-2.5L	153		USEP7069H	USEP7000
1994	V6-3.0L	183	SOLD IN MEXICO; MFI	USEP7071H	USEP7012
1989	V6-3.0L	181	Landau	USEP7071H	USEP7012
1989	V6-3.0L	181		USEP7071H	USEP7012
1992-1993	V6-3.0L	183	SOLD IN MEXICO; MFI	USEP7040M	USEP7041
1990	V6-3.3L	201	Fifth Avenue	USEP7071H	USEP7012
1990	V6-3.3L	201	Landau	USEP7071H	USEP7012

Model Years	Engine Liters	Cubic Inches	Application Description	Fuel Pump Assembly	Fuel Pump Kit
1990	V6-3.3L	201	Salon	USEP7071H	USEP7012
1991	V6-3.3L	201	Fifth Avenue		USEP7040
1991	V6-3.3L	201	Salon		USEP7040
1991-1993	V6-3.3L	201	Fifth Avenue	USEP7040M	USEP7041
1994-1995	V6-3.5L	215		USEP7054M	USEP7054
1995	V6-3.5L	215		USEP7054M	USEP7054
1996	V6-3.5L	215		USEP7101M	USEP7093
1991	V6-3.8L	230	Fifth Avenue		USEP7040
1991-1993	V6-3.8L	230	Fifth Avenue	USEP7040M	USEP7041
PACIFICA					
2004	V6-3.5L	215	(Secondary)	USEP7194M	
2004	V6-3.5L	215		USEP7194M	
2005	V6-3.5L	215	(Secondary)	USEP7194M	
2005-2006	V6-3.5L	215	Limited	USEP7194M	
2006	V6-3.5L	215	(Secondary)	USEP7194M	
2006	V6-3.5L	215	Limited; (Secondary)	USEP7194M	
2006	V6-3.5L	215	Touring	USEP7194M	
2006	V6-3.5L	215	Touring; (Secondary)	USEP7194M	
2006	V6-3.5L	215		USEP7194M	
2005	V6-3.8L	230	(Secondary)	USEP7194M	
2005-2006	V6-3.8L	230		USEP7194M	
2006	V6-3.8L	230	(Secondary)	USEP7194M	
PHANTOM					
1987	L4-2.2L	135	SOLD IN MEXICO; FI Turbo	USEP7069H	
1987-1990	L4-2.2L	135	SOLD IN MEXICO; MFI	USEP7069H	USEP7012
1987-1994	L4-2.2L	135	SOLD IN MEXICO; FI Turbo		USEP7012
1988-1990	L4-2.2L	135	SOLD IN MEXICO; FI Turbo	USEP7071H	
1988	L4-2.5L	153	SOLD IN MEXICO; MFI	USEP7069H	
1991	L4-2.5L	153	SOLD IN MEXICO; MFI Turbo	USEP7068H	
1986-1990	L4-2.5L	153	SOLD IN MEXICO; TBI		USEP7012
1991-1994	L4-2.5L	153	SOLD IN MEXICO; MFI Turbo	USEP7040M	
PT CRUISER					
2001-2002	L4-2.4L	148		USEP7143M	
2001-2003	L4-2.4L	148	Sold in Mexico	USEP7143M	
2003	L4-2.4L	148	Touring	USEP7143M	
2003	L4-2.4L	148	GT; Turbocharged	USEP7191M	
2005	L4-2.4L	148	Dream Cruiser; Turbocharged	USEP7190M	USEP7206
2005	L4-2.4L	148	Classic	USEP7189M	USEP7207
2005,2007	L4-2.4L	148	Limited		USEP7207
2005-2007	L4-2.4L	148	GT; Turbocharged	USEP7190M	USEP7206
2005-2007	L4-2.4L	148	Limited	USEP7189M	USEP7207
2005-2008	L4-2.4L	148	Limited; Turbocharged	USEP7190M	USEP7206
2005-2008	L4-2.4L	148	Touring; Turbocharged	USEP7190M	USEP7206
2006	L4-2.4L	148	Street Cruiser	USEP7189M	USEP7207
2006	L4-2.4L	148	Limited		USEP7207
2006,2008	L4-2.4L	148	Limited; Turbocharged	USEP7190M	USEP7206
2006-2007	L4-2.4L	148	GT; Turbocharged	USEP7190M	USEP7206
2006-2007	L4-2.4L	148	Touring	USEP7189M	USEP7207
2006-2007	L4-2.4L	148		USEP7189M	USEP7207
2006-2008	L4-2.4L	148	Touring	USEP7189M	USEP7207
2006-2008	L4-2.4L	148		USEP7189M	USEP7207
2008	L4-2.4L	148	Touring; Turbocharged	USEP7190M	USEP7206
2008	L4-2.4L	148	Turbocharged	USEP7190M	USEP7206
2008	L4-2.4L	148	EDZ Desig.	USEP7189M	USEP7207
2008	L4-2.4L	148	LX	USEP7189M	USEP7207
2009	L4-2.4L	148	EDZ Desig.; LX	USEP7189M	USEP7207
2009	L4-2.4L	148	EDZ Desig.; Touring	USEP7189M	USEP7207
2009	L4-2.4L	148	Limited; Turbocharged	USEP7189M	USEP7207
SEBRING					
1995,1999	L4-2.0L	122	LX	USEP7081H	USEP8229
1996-1998	L4-2.0L	122	ECF Desig.; LX	USEP7081H	USEP8229
1996-1998	L4-2.4L	148	EDZ Desig.; JX	USEP7089M	USEP7041
1997-1998	L4-2.4L	148	EDZ Desig.; JXi	USEP7089M	USEP7041
2001	L4-2.4L	148	LX	USEP7141M	USEP7041
2001-2002	L4-2.4L	146	LX		USEP8455
2002	L4-2.4L	148	LX Plus	USEP7141M	USEP7041
2003	L4-2.4L	146	LX		USEP8455
2003-2004	L4-2.4L	148	LX	USEP7167M	
2004	L4-2.4L	146			USEP8455

APPLICATIONS



FUEL PUMP APPLICATION GUIDE

USMW
Professional Series

Model Years	Engine Liters	Cubic Inches	Application Description	Fuel Pump Assembly	Fuel Pump Kit
2004-2005	L4-2.4L	148		USEP7167M	
2005	L4-2.4L	146			USEP8456
2005-2006	L4-2.4L	148		USEP7167M	
1995	V6-2.5L	152	LX	USEP7081H	USEP8229
1995	V6-2.5L	152	LXi	USEP7081H	USEP8229
1996-1998	V6-2.5L	152	EEB Desig.; JX	USEP7089M	USEP7041
1996-1998	V6-2.5L	152	EEB Desig.; JXi	USEP7089M	USEP7041
1996-1998	V6-2.5L	152	EEB Desig.; LX	USEP7081H	USEP8229
1996-1998	V6-2.5L	152	EEB Desig.; LXi	USEP7081H	USEP8229
1999-2000	V6-2.5L	152	JX	USEP7113M	USEP7041
1999-2000	V6-2.5L	152	JXi	USEP7113M	USEP7041
2001	V6-2.7L	167	LXi Limited	USEP7141M	USEP7041
2002	V6-2.7L	167	LXi	USEP7141M	USEP7041
2003	V6-2.7L	167	FLEX	USEP7169M	
2003	V6-2.7L	167		USEP7169M	
2004	V6-2.7L	167	FLEX	USEP7169M	
2004	V6-2.7L	167		USEP7169M	
2005	V6-2.7L	167	FLEX; GTC	USEP7169M	
2005-2006	V6-2.7L	167	GTC	USEP7167M	
2006	V6-2.7L	167	Limited	USEP7167M	
2006	V6-2.7L	167	Touring	USEP7167M	
2006	V6-2.7L	167	TSi	USEP7167M	
2006	V6-2.7L	167	FLEX; Limited	USEP7169M	
2006	V6-2.7L	167	FLEX; Touring	USEP7169M	
2001	V6-3.0L	181	LXi		USEP8456
2002	V6-3.0L	181			USEP8456
2003-2005	V6-3.0L	181	Limited		USEP8456
SHADOW					
1989-1991	L4-2.2L	135	SOLD IN MEXICO; TBI	USEP7040M	
1988-1990	L4-2.5L	153	SOLD IN MEXICO; TBI	USEP7069H	USEP7012
1991-1994	L4-2.5L	153	SOLD IN MEXICO; TBI	USEP7040M	
1992	V6-3.0L	181	SOLD IN MEXICO; MFI	USEP7040M	
SPIRIT					
1989-1990	L4-2.5L	153	SOLD IN MEXICO; TBI		USEP7012
1991-1995	L4-2.5L	153	SOLD IN MEXICO; TBI	USEP7040M	
1989-1990	V6-3.0L	181	SOLD IN MEXICO; MFI	USEP7071H	USEP7012
1989-1992	V6-3.0L	181	SOLD IN MEXICO; MFI	USEP7040M	
STRATUS					
1995	L4-2.4L	146	Sold in Mexico	USEP7089M	USEP7041
1996-1997	L4-2.4L	148	SOLD IN MEXICO; Turbo DOHC	USEP7089M	
TC MASERATI					
1989	L4-2.2L	135		USEP7071H	USEP7012
1990	L4-2.2L	135	Turbocharged	USEP7071H	USEP7012
1990	V6-3.0L	181		USEP7071H	USEP7012
TOWN & COUNTRY					
1985	L4-2.2L	135	Fi; Turbocharged; (1 Tube Type)	USEP7071H	USEP7012
1985	L4-2.2L	135	Fi; Turbocharged; (Single Nipple)	USEP7071H	USEP7012
1985	L4-2.2L	135	Fi; Turbocharged; (Double Nipple)	USEP7051S	USEP7031
1986	L4-2.2L	135	Turbocharged; (1 Tube Type)	USEP7071H	USEP7012
1987-1988	L4-2.2L	135	Turbocharged; (Single Nipple)	USEP7071H	USEP7012
1986-1988	L4-2.5L	153		USEP7069H	USEP7000
2004	V6-3.3L	201		USEP7172M	USEP7221
1990	V6-3.3L	201		USEP7074H	USEP7012
1991	V6-3.3L	201			USEP7041
1991-1993	V6-3.3L	201		USEP7030M	
1992-1993	V6-3.3L	201	AWD; WITH 5 PIN CONNECTOR	USEP7029M	
1993	V6-3.3L	201	FWD		USEP7041
1996	V6-3.3L	201		USEP7094M	USEP7041
1996-1997	V6-3.3L	201	LX	USEP7094M	USEP7041
1997	V6-3.3L	201	SX	USEP7094M	USEP7041
1998	V6-3.3L	201	EGM Desig.; FLEX; LX	USEP7094M	USEP7041
1998	V6-3.3L	201	LX	USEP7094M	USEP7041
1998	V6-3.3L	201	SX	USEP7094M	USEP7041
1999	V6-3.3L	201	EGM Desig.; FLEX; SX	USEP7129M	USEP7041
1999-2000	V6-3.3L	201		USEP7094M	USEP7041
2000	V6-3.3L	201	EGM Desig.; FLEX	USEP7129M	USEP7041
2001	V6-3.3L	201	LX	USEP7144M	
2001	V6-3.3L	201	FLEX; LX	USEP7146M	
2001-2002	V6-3.3L	201	LXi	USEP7144M	

Model Years	Engine Liters	Cubic Inches	Application Description	Fuel Pump Assembly	Fuel Pump Kit
2001-2002	V6-3.3L	201	FLEX; LXi	USEP7146M	
2003	V6-3.3L	201		USEP7144M	
2003	V6-3.3L	201	FLEX; Limited	USEP7146M	
2005	V6-3.3L	201	Exc.Floor Storage (Exc.Fold Away Seats)	USEP7172M	USEP7221
2005	V6-3.3L	201	Floor Storage (Fold Away Seats)	USEP7196M	USEP7221
2006-2007	V6-3.3L	201	LX	USEP7196M	USEP7221
1994-1995	V6-3.8L	230		USEP7077M	USEP7041
1994-1995	V6-3.8L	230	AWD	USEP7057M	
1995	V6-3.8L	230	Sold in Mexico	USEP7077M	USEP7041
1996	V6-3.8L	230		USEP7094M	USEP7041
1996-1997	V6-3.8L	230	LX	USEP7094M	USEP7041
1996-1997	V6-3.8L	230	LXi	USEP7094M	USEP7041
1997	V6-3.8L	230	SX	USEP7094M	USEP7041
1998	V6-3.8L	230	LX	USEP7094M	USEP7041
1998	V6-3.8L	230	LXi	USEP7094M	USEP7041
1998	V6-3.8L	230	SX	USEP7094M	USEP7041
1999-2000	V6-3.8L	230	Sold in Mexico	USEP7094M	USEP7041
1999-2000	V6-3.8L	230		USEP7094M	USEP7041
2001	V6-3.8L	230	Limited	USEP7144M	
2001-2002	V6-3.8L	230	Sold in Mexico	USEP7144M	
2002	V6-3.8L	230	LXi	USEP7144M	
2003	V6-3.8L	230		USEP7144M	
2004	V6-3.8L	230	Touring	USEP7172M	USEP7221
2005	V6-3.8L	230	Limited; Exc.Floor Storage (Exc.Fold Away Seats)	USEP7172M	USEP7221
2005	V6-3.8L	230	Limited; Floor Storage (Fold Away Seats)	USEP7196M	USEP7221
2006-2007	V6-3.8L	230	Limited	USEP7196M	USEP7221
2006-2007	V6-3.8L	230	Touring	USEP7196M	USEP7221
VOYAGER					
2000	L4-2.4L	148		USEP7094M	USEP7041
2001	L4-2.4L	148		USEP7144M	
2002	L4-2.4L	148	LX	USEP7144M	
2003	L4-2.4L	148		USEP7144M	
2000	V6-3.0L	181		USEP7094M	USEP7041
1995	V6-3.3L	201	SE	USEP7077M	USEP7041
2000	V6-3.3L	201	Sold in Mexico	USEP7094M	USEP7041
2000	V6-3.3L	201		USEP7094M	USEP7041
2000	V6-3.3L	201	FLEX	USEP7129M	USEP7041
2000	V6-3.3L	201	FLEX; SE	USEP7129M	USEP7041
2001	V6-3.3L	201		USEP7144M	
2001	V6-3.3L	201	FLEX	USEP7146M	
2001-2002	V6-3.3L	201	LX	USEP7144M	
2001-2002	V6-3.3L	201	FLEX; LX	USEP7146M	
2001-2003	V6-3.3L	201	Sold in Mexico	USEP7146M	
2003	V6-3.3L	201		USEP7144M	
2003	V6-3.3L	201	FLEX	USEP7146M	
CHRYSLER TRUCK					
GRAND VOYAGER					
2001	V6-3.3L	201	SOLD IN MEXICO; MFI		USEP7094
2001	V6-3.3L	201	SOLD IN MEXICO; Without flex fuel; MFI	USEP7144M	
2001	V6-3.3L	201	SOLD IN MEXICO; With flex fuel; MFI	USEP7146M	
1991-1995	V6-3.8L	231	SOLD IN MEXICO; MFI	USEP7077M	
1998-2000	V6-3.8L	232	SOLD IN MEXICO; MFI	USEP7094M	
VOYAGER					
1996-1997	L4-2.4L	148	SOLD IN MEXICO; MFI	USEP7094M	
1990-1993	L4-2.5L	153	SOLD IN MEXICO; TBI	USEP7068H	USEP7012
1994-1995	L4-2.5L	153	SOLD IN MEXICO; TBI	USEP7077M	
1994	V6-3.0L	181	SOLD IN MEXICO; MFI	USEP7077M	
1992-1996	V6-3.0L	181	SOLD IN MEXICO; MFI	USEP7074H	
1993-1996	V6-3.0L	181	SOLD IN MEXICO; MFI		USEP7012
1996-1997	V6-3.0L	181	SOLD IN MEXICO; Optional.; MFI	USEP7094M	
1993	V6-3.3L	201	SOLD IN MEXICO; MFI	USEP7030M	
1994	V6-3.3L	201	SOLD IN MEXICO; MFI	USEP7077M	
1996	V6-3.3L	201	SOLD IN MEXICO; MFI	USEP7040M	
1995-2002	V6-3.3L	201	SOLD IN MEXICO; MFI		USEP7097
1996-1997	V6-3.3L	201	SOLD IN MEXICO; MFI		USEP7041
1997-1999	V6-3.3L	201	SOLD IN MEXICO; MFI	USEP7094M	
2004-2006	V6-3.3L	201	SOLD IN MEXICO; MFI		USEP7041
2005-2008	V6-3.3L	201	SOLD IN MEXICO; MFI		USEP7221



FUEL PUMP APPLICATION GUIDE

USMW
Professional Series

Model Years	Engine Liters	Cubic Inches	Application Description	Fuel Pump Assembly	Fuel Pump Kit
2005-2008	V6-3.3L	201	SOLD IN MEXICO; Without stow and go seats; MFI	USEP7172M	
DAEWOO					
LANOS					
1999-2002	L4-1.6L	98		USEP12001M	
LEGANZA					
1999-2002	L4-2.2L	134			USEP12021
NUBIRA					
1999-2002	L4-2.0L	122		USEP12002M	
DAIHATSU					
CHARADE					
1988	L3-1.0L	61	CLS		USEP8023
1988	L3-1.0L	61	CLX		USEP8023
1988	L3-1.0L	61	CSX		USEP8023
1989	L3-1.0L	61	CES		USEP8023
1989	L3-1.0L	61	CLS		USEP8023
1989	L3-1.0L	61	CLX		USEP8023
1990	L3-1.0L	61	SX		USEP8023
1990-1992	L3-1.0L	61	SE		USEP8023
1989	L4-1.3L	79	CLS		USEP8023
1989	L4-1.3L	79	CLX		USEP8023
1990-1992	L4-1.3L	79	SE		USEP8023
1990-1992	L4-1.3L	79	SX		USEP8023
ROCKY					
1990-1992	L4-1.6L	97	SE; External Pump		USEP8000
1990-1992	L4-1.6L	97	SX; External Pump		USEP8000
DODGE					
600					
1985	L4-2.2L	135	ES; FI; Turbocharged; (1 Tube Type)	USEP7071H	USEP7012
1985	L4-2.2L	135	ES; FI; Turbocharged; (Single Nipple)	USEP7071H	USEP7012
1985	L4-2.2L	135	FI; SE; Turbocharged; (1 Tube Type)	USEP7071H	USEP7012
1985	L4-2.2L	135	FI; SE; Turbocharged; (Single Nipple)	USEP7071H	USEP7012
1985	L4-2.2L	135	ES; FI; Turbocharged; (Double Nipple)	USEP7051S	USEP7031
1985	L4-2.2L	135	FI; SE; Turbocharged; (Double Nipple)	USEP7051S	USEP7031
1985	L4-2.2L	135	ES; FI		USEP7031
1985	L4-2.2L	135	FI; SE		USEP7031
1986	L4-2.2L	135	ES	USEP7069H	USEP7000
1986	L4-2.2L	135	ES; Turbocharged; (1 Tube Type)	USEP7071H	USEP7012
1986	L4-2.2L	135	SE; Turbocharged; (1 Tube Type)	USEP7071H	USEP7012
1986-1987	L4-2.2L	135	SE	USEP7069H	USEP7000
1987	L4-2.2L	135	Turbocharged; (Single Nipple)	USEP7071H	USEP7012
1987-1988	L4-2.2L	135		USEP7069H	USEP7000
1987-1988	L4-2.2L	135	SE; Turbocharged; (Single Nipple)	USEP7071H	USEP7012
1986	L4-2.5L	153	ES	USEP7069H	USEP7000
1986-1988	L4-2.5L	153	SE	USEP7069H	USEP7000
1987-1988	L4-2.5L	153		USEP7069H	USEP7012
ARIES					
1985	L4-2.2L	135	FI		USEP7031
1985	L4-2.2L	135	FI; LE		USEP7031
1985	L4-2.2L	135	FI; SE		USEP7031
1986	L4-2.2L	135	SE	USEP7069H	USEP7000
1986-1987	L4-2.2L	135	LE	USEP7069H	USEP7000
1986-1987	L4-2.2L	135		USEP7069H	USEP7000
1988-1989	L4-2.2L	135		USEP7069H	USEP7000
1986	L4-2.5L	153	SE	USEP7069H	USEP7000
1986-1987	L4-2.5L	153	LE	USEP7069H	USEP7000
1986-1987	L4-2.5L	153		USEP7069H	USEP7000
1988-1989	L4-2.5L	153		USEP7069H	USEP7000
ATOS					
2001-2004	L4-1.0L	61	Sold in Mexico		USEP12020
2001-2010	L4-1.0L	61	SOLD IN MEXICO; MFI SOHC		USEP12020
ATTITUDE					
2006-2009	L4-1.4L	85	SOLD IN MEXICO; FI DOHC		USEP8335
2006-2009	L4-1.6L	97	SOLD IN MEXICO; MFI DOHC		USEP12026
ATTITUDE GL					
2010	L4-1.4L	85	SOLD IN MEXICO; FI DOHC		USEP8335

Model Years	Engine Liters	Cubic Inches	Application Description	Fuel Pump Assembly	Fuel Pump Kit
AVENGER					
1995-1998	L4-2.0L	122	ECF Desig.	USEP7081H	USEP8229
1996-1998	L4-2.0L	122	ECF Desig.; ES	USEP7081H	USEP8229
1999	L4-2.0L	122		USEP7081H	USEP8229
2008-2009	L4-2.0L	122	SOLD IN MEXICO; FI	USEP7210M	USEP2518
1995-1998	V6-2.5L	152	EEB Desig.; ES	USEP7081H	USEP8229
1997-1998	V6-2.5L	152	EEB Desig.	USEP7081H	USEP8229
1999	V6-2.5L	152		USEP7081H	USEP8229
2000	V6-2.5L	152		USEP7081H	USEP8229
AVENGER GTS					
2013	L4-2.4L	144	SOLD IN MEXICO; SFI DOHC	USEP7210M	USEP2518
AVENGER SE					
2010-2011	L4-2.4L	144	SOLD IN MEXICO; SFI DOHC	USEP7210M	USEP2518
AVENGER SXT					
2011	L4-2.4L	144	SOLD IN MEXICO; SFI DOHC	USEP7210M	USEP2518
B150					
1988-1990	V6-3.9L	239			USEP7018
1991-1993	V6-3.9L	239		USEP7049M	USEP7049
1994	V6-3.9L	239	22 Gallon Fuel Tank	USEP7063M	USEP7063
1994	V6-3.9L	239	35 Gallon Fuel Tank	USEP7063M	USEP7063
1988-1990	V8-5.2L	318			USEP7018
1991-1993	V8-5.2L	318		USEP7049M	USEP7049
1994	V8-5.2L	318	22 Gallon Fuel Tank	USEP7063M	USEP7063
1994	V8-5.2L	318	35 Gallon Fuel Tank	USEP7063M	USEP7063
B1500					
1995	V6-3.9L	239	22 Gallon Fuel Tank	USEP7063M	USEP7063
1995	V6-3.9L	239	35 Gallon Fuel Tank	USEP7063M	USEP7063
1996	V6-3.9L	239		USEP7100M	USEP7100
1997	V6-3.9L	239		USEP7104M	USEP7094
1998	V6-3.9L	239	35 Gallon Fuel Tank	USEP7123M	USEP7094
1998	V6-3.9L	239	32 Gallon Fuel Tank	USEP7124M	
1995	V8-5.2L	318	22 Gallon Fuel Tank	USEP7063M	USEP7063
1995	V8-5.2L	318	35 Gallon Fuel Tank	USEP7063M	USEP7063
1996	V8-5.2L	318		USEP7100M	USEP7100
1997	V8-5.2L	318		USEP7104M	USEP7094
1998	V8-5.2L	318	35 Gallon Fuel Tank	USEP7123M	USEP7094
1998	V8-5.2L	318	32 Gallon Fuel Tank	USEP7124M	
1998	V8-5.9L	360	35 Gallon Fuel Tank	USEP7123M	USEP7094
1998	V8-5.9L	360	32 Gallon Fuel Tank	USEP7124M	
B250					
1988	V6-3.9L	239	FI		USEP7018
1989-1990	V6-3.9L	239			USEP7018
1991-1992	V6-3.9L	239		USEP7049M	USEP7049
1993	V6-3.9L	239		USEP7049M	USEP7049
1994	V6-3.9L	239	22 Gallon Fuel Tank	USEP7063M	USEP7063
1994	V6-3.9L	239	35 Gallon Fuel Tank	USEP7063M	USEP7063
1988	V8-5.2L	318	FI		USEP7018
1989-1990	V8-5.2L	318			USEP7018
1991-1992	V8-5.2L	318		USEP7049M	USEP7049
1993	V8-5.2L	318		USEP7049M	USEP7049
1994	V8-5.2L	318	22 Gallon Fuel Tank	USEP7063M	USEP7063
1994	V8-5.2L	318	35 Gallon Fuel Tank	USEP7063M	USEP7063
1989-1990	V8-5.9L	360			USEP7018
1991	V8-5.9L	360		USEP7049M	USEP7049
1992	V8-5.9L	360	22 Gallon Fuel Tank	USEP7049M	USEP7049
1992	V8-5.9L	360	35 Gallon Fuel Tank	USEP7063M	USEP7063
1993	V8-5.9L	360	22 Gallon Fuel Tank	USEP7049M	USEP7049
1993-1994	V8-5.9L	360	35 Gallon Fuel Tank	USEP7063M	USEP7063
1994	V8-5.9L	360	22 Gallon Fuel Tank	USEP7063M	USEP7063
B2500					
1995	V6-3.9L	239	22 Gallon Fuel Tank	USEP7063M	USEP7063
1995	V6-3.9L	239	35 Gallon Fuel Tank	USEP7063M	USEP7063
1996	V6-3.9L	239		USEP7100M	USEP7100
1997	V6-3.9L	239		USEP7104M	USEP7094
1995	V8-5.2L	318	22 Gallon Fuel Tank	USEP7063M	USEP7063
1995	V8-5.2L	318	35 Gallon Fuel Tank	USEP7063M	USEP7063
1996	V8-5.2L	318		USEP7100M	USEP7100
1997	V8-5.2L	318		USEP7104M	USEP7094

APPLICATIONS



FUEL PUMP APPLICATION GUIDE

USMW
Professional Series

Model Years	Engine Liters	Cubic Inches	Application Description	Fuel Pump Assembly	Fuel Pump Kit
1998	V8-5.2L	318	35 Gallon Fuel Tank	USEP7123M	USEP7094
1998	V8-5.2L	318	32 Gallon Fuel Tank	USEP7124M	
1995	V8-5.9L	360	22 Gallon Fuel Tank	USEP7063M	USEP7063
1995	V8-5.9L	360	35 Gallon Fuel Tank	USEP7063M	USEP7063
1996	V8-5.9L	360		USEP7100M	USEP7100
1997	V8-5.9L	360		USEP7104M	USEP7094
1998	V8-5.9L	360	35 Gallon Fuel Tank	USEP7123M	USEP7094
1998	V8-5.9L	360	32 Gallon Fuel Tank	USEP7124M	
B350					
1988	V8-5.2L	318	FI		USEP7018
1989-1990	V8-5.2L	318			USEP7018
1991-1992	V8-5.2L	318		USEP7049M	USEP7049
1993	V8-5.2L	318		USEP7049M	USEP7049
1994	V8-5.2L	318	22 Gallon Fuel Tank	USEP7063M	USEP7063
1994	V8-5.2L	318	35 Gallon Fuel Tank	USEP7063M	USEP7063
1989-1990	V8-5.9L	360			USEP7018
1991	V8-5.9L	360		USEP7049M	USEP7049
1992	V8-5.9L	360	22 Gallon Fuel Tank	USEP7049M	USEP7049
1992	V8-5.9L	360	35 Gallon Fuel Tank	USEP7063M	USEP7063
1993	V8-5.9L	360	22 Gallon Fuel Tank	USEP7049M	USEP7049
1993-1994	V8-5.9L	360	35 Gallon Fuel Tank	USEP7063M	USEP7063
1994	V8-5.9L	360	22 Gallon Fuel Tank	USEP7063M	USEP7063
B3500					
1995	V8-5.2L	318	22 Gallon Fuel Tank	USEP7063M	USEP7063
1995	V8-5.2L	318	35 Gallon Fuel Tank	USEP7063M	USEP7063
1996	V8-5.2L	318		USEP7100M	USEP7100
1997	V8-5.2L	318		USEP7104M	USEP7094
1998	V8-5.2L	318	35 Gallon Fuel Tank	USEP7123M	USEP7094
1998	V8-5.2L	318	32 Gallon Fuel Tank	USEP7124M	
1995	V8-5.9L	360	22 Gallon Fuel Tank	USEP7063M	USEP7063
1995	V8-5.9L	360	35 Gallon Fuel Tank	USEP7063M	USEP7063
1996	V8-5.9L	360		USEP7100M	USEP7100
1997	V8-5.9L	360		USEP7104M	USEP7094
1998	V8-5.9L	360	35 Gallon Fuel Tank	USEP7104M	USEP7094
1998	V8-5.9L	360	32 Gallon Fuel Tank	USEP7124M	
CALIBER					
2007	L4-1.8L	110	SE	USEP7220M	USEP8450
2007	L4-1.8L	110	SXT	USEP7220M	USEP8450
2008-2009	L4-1.8L	110	SE	USEP7220M	USEP8450
2008-2009	L4-1.8L	110	SXT	USEP7220M	USEP8450
2007	L4-2.0L	122	SE	USEP7220M	USEP8450
2007	L4-2.0L	122	SXT	USEP7220M	USEP8450
2008	L4-2.0L	122	SE	USEP7220M	USEP8450
2008	L4-2.0L	122	SXT	USEP7220M	USEP8450
2009	L4-2.0L	122	ECN Desig.; SE	USEP7220M	USEP8450
2009	L4-2.0L	122	ECN Desig.; SXT	USEP7220M	USEP8450
2007	L4-2.4L	144	R/T	USEP7220M	USEP8450
2008	L4-2.4L	144	R/T	USEP7220M	USEP8450
2009	L4-2.4L	144	ED3 Desig.; R/T	USEP7220M	USEP8450
2009	L4-2.4L	144	EDG Desig.; R/T	USEP7220M	USEP8450
CARAVAN					
1996	L4-2.4L	148	SE	USEP7094M	USEP7041
1996	L4-2.4L	148		USEP7094M	USEP7041
1997	L4-2.4L	148	FI	USEP7094M	USEP7041
1997	L4-2.4L	148	FI; SE	USEP7094M	USEP7041
1998-1999	L4-2.4L	148	ES; FI	USEP7094M	USEP7041
2001-2003	L4-2.4L	148	SE	USEP7144M	
2004-2007	L4-2.4L	148	SE	USEP7172M	USEP7221
1988	L4-2.5L	153	LE	USEP7068H	USEP7000
1988	L4-2.5L	153	SE	USEP7068H	USEP7000
1988	L4-2.5L	153		USEP7068H	USEP7000
1989	L4-2.5L	153		USEP7068H	USEP7012
1989	L4-2.5L	153	Turbocharged	USEP7074H	USEP7012
1989-1990	L4-2.5L	153	C/V	USEP7068H	USEP7000
1989-1990	L4-2.5L	153	LE	USEP7068H	USEP7000
1989-1990	L4-2.5L	153	SE	USEP7068H	USEP7000
1989-1990	L4-2.5L	153	C/V; Turbocharged	USEP7074H	USEP7012
1989-1990	L4-2.5L	153	LE; Turbocharged	USEP7074H	USEP7012
1989-1990	L4-2.5L	153	SE; Turbocharged	USEP7074H	USEP7012

Model Years	Engine Liters	Cubic Inches	Application Description	Fuel Pump Assembly	Fuel Pump Kit
1989-1990	L4-2.5L	153	LE; Turbocharged		USEP7012
1989-1990	L4-2.5L	153	SE; Turbocharged		USEP7012
1990	L4-2.5L	153	ES	USEP7068H	USEP7000
1990	L4-2.5L	153	ES; Turbocharged	USEP7074H	USEP7012
1991	L4-2.5L	153	LE	USEP7030M	USEP7041
1991-1992	L4-2.5L	153	ES	USEP7030M	USEP7041
1991-1993	L4-2.5L	153	C/V	USEP7030M	USEP7041
1991-1993	L4-2.5L	153	SE	USEP7030M	USEP7041
1991-1993	L4-2.5L	153		USEP7030M	USEP7041
1994-1995	L4-2.5L	153	C/V	USEP7077M	USEP7041
1994-1995	L4-2.5L	153		USEP7077M	USEP7041
1987	V6-3.0L	181	FI; LE	USEP7074H	USEP7012
1987	V6-3.0L	181	FI; SE	USEP7074H	USEP7012
1988	V6-3.0L	181	LE	USEP7074H	USEP7012
1988	V6-3.0L	181	SE	USEP7074H	USEP7012
1989-1990	V6-3.0L	181	C/V	USEP7074H	USEP7012
1989-1990	V6-3.0L	181	LE	USEP7074H	USEP7012
1989-1990	V6-3.0L	181	SE	USEP7074H	USEP7012
1989-1990	V6-3.0L	181	LE		USEP7012
1989-1990	V6-3.0L	181	SE		USEP7012
1990	V6-3.0L	181	ES	USEP7074H	USEP7012
1991-1993	V6-3.0L	181	C/V	USEP7030M	USEP7041
1991-1993	V6-3.0L	181	ES	USEP7030M	USEP7041
1991-1993	V6-3.0L	181	LE	USEP7030M	USEP7041
1991-1993	V6-3.0L	181	SE	USEP7030M	USEP7041
1992-1993	V6-3.0L	181		USEP7030M	USEP7041
1994-1995	V6-3.0L	181	C/V	USEP7077M	USEP7041
1994-1995	V6-3.0L	181	ES	USEP7077M	USEP7041
1994-1995	V6-3.0L	181	LE	USEP7077M	USEP7041
1994-1995	V6-3.0L	181	SE	USEP7077M	USEP7041
1994-1995	V6-3.0L	181		USEP7077M	USEP7041
1996	V6-3.0L	181	SE	USEP7094M	USEP7041
1996	V6-3.0L	181		USEP7094M	USEP7041
1997	V6-3.0L	181	FI	USEP7094M	USEP7041
1997	V6-3.0L	181	FI; SE	USEP7094M	USEP7041
1998-1999	V6-3.0L	181	FI; Sport	USEP7094M	USEP7041
2004	V6-3.3L	201	SXT	USEP7172M	USEP7221
1990	V6-3.3L	201	ES	USEP7074H	USEP7012
1991-1992	V6-3.3L	201	AWD; C/V; WITH 5 PIN CONNECTOR	USEP7029M	
1991-1992	V6-3.3L	201	AWD; ES; WITH 5 PIN CONNECTOR	USEP7029M	
1991-1992	V6-3.3L	201	AWD; LE; WITH 5 PIN CONNECTOR	USEP7029M	
1991-1992	V6-3.3L	201	AWD; SE; WITH 5 PIN CONNECTOR	USEP7029M	
1991-1993	V6-3.3L	201	C/V	USEP7030M	USEP7041
1991-1993	V6-3.3L	201	ES	USEP7030M	USEP7041
1991-1993	V6-3.3L	201	LE	USEP7030M	USEP7041
1991-1993	V6-3.3L	201	SE	USEP7030M	USEP7041
1991-1993	V6-3.3L	201		USEP7030M	USEP7041
1993	V6-3.3L	201	AWD; ES; FI; WITH 5 PIN CONNECTOR	USEP7029M	
1993	V6-3.3L	201	AWD; FI; LE; WITH 5 PIN CONNECTOR	USEP7029M	
1993	V6-3.3L	201	AWD; FI; SE; WITH 5 PIN CONNECTOR	USEP7029M	
1994	V6-3.3L	201	AWD; ES; FI	USEP7057M	
1994	V6-3.3L	201	AWD; FI; LE	USEP7057M	
1994-1995	V6-3.3L	201	C/V	USEP7077M	USEP7041
1994-1995	V6-3.3L	201	SE	USEP7077M	USEP7041
1994-1995	V6-3.3L	201		USEP7077M	USEP7041
1995	V6-3.3L	201	ES	USEP7077M	USEP7041
1995	V6-3.3L	201	LE	USEP7077M	USEP7041
1996	V6-3.3L	201	ES	USEP7094M	USEP7041
1996	V6-3.3L	201	LE	USEP7094M	USEP7041
1996	V6-3.3L	201	SE	USEP7094M	USEP7041
1997	V6-3.3L	201	FI	USEP7094M	USEP7041
1997	V6-3.3L	201	FI; LE	USEP7094M	USEP7041
1997	V6-3.3L	201	FI; SE	USEP7094M	USEP7041
1997	V6-3.3L	201	ES; FI	USEP7094M	USEP7041
1998	V6-3.3L	201	FI; FLEX	USEP7129M	USEP7041
1998-1999	V6-3.3L	201	FI; Sport	USEP7094M	USEP7041
1999	V6-3.3L	201	EGM Desig.; FI; FLEX; Sport	USEP7129M	USEP7041
2001	V6-3.3L	201	EGM Desig.; FLEX; SE	USEP7146M	
2001	V6-3.3L	201	EGM Desig.; FLEX; Sport	USEP7146M	



FUEL PUMP APPLICATION GUIDE

USMW
Professional Series

Model Years	Engine Liters	Cubic Inches	Application Description	Fuel Pump Assembly	Fuel Pump Kit
2001-2003	V6-3.3L	201	SE	USEP7144M	
2002-2003	V6-3.3L	201	FLEX; SE	USEP7146M	
2002-2003	V6-3.3L	201	FLEX; Sport	USEP7146M	
2005	V6-3.3L	201	C/V	USEP7172M	USEP7221
2005	V6-3.3L	201	EGV Desig.; FLEX; SXT	USEP7172M	USEP7221
2006-2007	V6-3.3L	201		USEP7172M	USEP7221
2006-2007	V6-3.3L	201	EGV Desig.; FLEX	USEP7172M	USEP7221
2006-2007	V6-3.3L	201	EGV Desig.; FLEX; SE	USEP7172M	USEP7221
2007	V6-3.3L	201	SE	USEP7172M	USEP7221
1996	V6-3.8L	230	ES	USEP7094M	USEP7041
1996	V6-3.8L	230	LE	USEP7094M	USEP7041
1997	V6-3.8L	230	ES; FI	USEP7094M	USEP7041
1997	V6-3.8L	230	FI; LE	USEP7094M	USEP7041
1998-1999	V6-3.8L	230	FI; Sport	USEP7094M	USEP7041
CHARGER					
1985-1987	L4-2.2L	135	FI; Shelby; Turbocharged; External Pump		USEP7052
1985-1987	L4-2.2L	135	FI; Shelby; Turbocharged; In Tank Pump		USEP7359
COLT					
1988	L4-1.5L	90	DL; FI; 2 inch pump diameter		USEP3222
1989	L4-1.5L	90	E; FI		USEP8023
1989-1990	L4-1.5L	90	DL; FI		USEP8023
1989-1990	L4-1.5L	90	FI		USEP8023
1989-1990	L4-1.5L	90	FI; GT		USEP8023
1990	L4-1.5L	90	FI; GL		USEP8023
1991-1993	L4-1.5L	90	GL		USEP8229
1991-1994	L4-1.5L	90			USEP8229
1994	L4-1.5L	90	ES		USEP8229
1985-1986	L4-1.6L	98	DL; FI; Turbocharged; 2 inch pump diameter		USEP3222
1985-1988	L4-1.6L	98	FI; Premier; Turbocharged; 2 inch pump diameter		USEP3222
1989	L4-1.6L	98	FI; GT; Turbocharged		USEP8023
1990	L4-1.6L	98	FI; GT		USEP8023
1989-1990	L4-1.8L	107	DL; FI; 2 inch pump diameter		USEP3222
1993	L4-1.8L	112	GL		USEP8229
1994	L4-1.8L	112	ES		USEP8229
1994	L4-1.8L	112			USEP8229
1988	L4-2.0L	122	4WD; CARB; 2 inch pump diameter		USEP3222
1988	L4-2.0L	122	CARB; FWD; 2 inch pump diameter		USEP3222
1989-1990	L4-2.0L	122	4WD; FI; 2 inch pump diameter		USEP3222
1989-1990	L4-2.0L	122	FI; FWD; 2 inch pump diameter		USEP3222
1991	L4-2.0L	122	4WD; 2 inch pump diameter		USEP3222
1991	L4-2.0L	122	FWD; 2 inch pump diameter		USEP3222
CONQUEST					
1985-1986	L4-2.6L	156	External Pump		USEP8000
CORONET					
1965-1970	V6-3.7L	225	SOLD IN MEXICO; 2BL		USEP8004
D100					
1988	V6-3.9L	239	FI		USEP7018
1989	V6-3.9L	239			USEP7018
1988	V8-5.2L	318	FI		USEP7018
1989	V8-5.2L	318			USEP7018
D150					
1988	V6-3.9L	239	FI		USEP7018
1989	V6-3.9L	239			USEP7018
1990	V6-3.9L	239	S		USEP7018
1990	V6-3.9L	239			USEP7018
1991	V6-3.9L	239	S	USEP7047M	USEP7047
1991	V6-3.9L	239		USEP7047M	USEP7047
1992-1993	V6-3.9L	239		USEP7047M	USEP7047
1988	V8-5.2L	318	FI		USEP7018
1989	V8-5.2L	318			USEP7018
1990	V8-5.2L	318	S		USEP7018
1990	V8-5.2L	318			USEP7018
1991	V8-5.2L	318	S	USEP7047M	USEP7047
1991	V8-5.2L	318		USEP7047M	USEP7047
1992-1993	V8-5.2L	318		USEP7047M	USEP7047
1989	V8-5.9L	360			USEP7018
1990	V8-5.9L	360			USEP7018
1991	V8-5.9L	360		USEP7047M	USEP7047
1993	V8-5.9L	360	Exc.30 Gallon Fuel Tank (Exc.34 Gallon Fuel Tank)	USEP7047M	USEP7047

Model Years	Engine Liters	Cubic Inches	Application Description	Fuel Pump Assembly	Fuel Pump Kit
1993	V8-5.9L	360	30 Gallon Fuel Tank	USEP7064M	USEP7064
1993	V8-5.9L	360	34 Gallon Fuel Tank	USEP7064M	USEP7064
D250					
1988	V6-3.9L	239	FI		USEP7018
1989-1990	V6-3.9L	239			USEP7018
1991-1993	V6-3.9L	239		USEP7047M	USEP7047
1988	V8-5.2L	318	FI		USEP7018
1989-1990	V8-5.2L	318			USEP7018
1991-1993	V8-5.2L	318		USEP7047M	USEP7047
1989-1990	V8-5.9L	360			USEP7018
1991	V8-5.9L	360		USEP7047M	USEP7047
1991-1992	V8-5.9L	360		USEP7047M	USEP7047
1993	V8-5.9L	360	Exc.30 Gallon Fuel Tank (Exc.34 Gallon Fuel Tank)	USEP7047M	USEP7047
1993	V8-5.9L	360	30 Gallon Fuel Tank	USEP7064M	USEP7064
1993	V8-5.9L	360	34 Gallon Fuel Tank	USEP7064M	USEP7064
D350					
1989-1990	V8-5.9L	360			USEP7018
1991-1992	V8-5.9L	360		USEP7047M	USEP7047
1993	V8-5.9L	360	Exc.30 Gallon Fuel Tank (Exc.34 Gallon Fuel Tank)	USEP7047M	USEP7047
1993	V8-5.9L	360	30 Gallon Fuel Tank	USEP7064M	USEP7064
1993	V8-5.9L	360	34 Gallon Fuel Tank	USEP7064M	USEP7064
DAKOTA					
1989	L4-2.5L	153	Sport		USEP7018
1990	L4-2.5L	153	SE		USEP7018
1991	L4-2.5L	153	SE; 15 Gallon Fuel Tank	USEP7050M	USEP7050
1991	L4-2.5L	153	SE; 22 Gallon Fuel Tank	USEP7050M	USEP7050
1992-1993	L4-2.5L	153	15 Gallon Fuel Tank	USEP7050M	USEP7050
1992-1993	L4-2.5L	153	22 Gallon Fuel Tank	USEP7050M	USEP7050
1994	L4-2.5L	153	15 Gallon Fuel Tank	USEP7062M	USEP7062
1994	L4-2.5L	153	22 Gallon Fuel Tank	USEP7062M	USEP7062
1995	L4-2.5L	153	15 Gallon Fuel Tank	USEP7050M	USEP7050
1995	L4-2.5L	153	22 Gallon Fuel Tank	USEP7050M	USEP7050
1997	L4-2.5L	153	22 Gallon Fuel Tank	USEP7116M	USEP7094
1997	L4-2.5L	153	15 Gallon Fuel Tank	USEP7114M	USEP7116
1998-1999	L4-2.5L	153	Sport; 15 Gallon Fuel Tank	USEP7114M	USEP7116
1998-2001	L4-2.5L	153	Sport; 22 Gallon Fuel Tank	USEP7116M	USEP7094
2000	L4-2.5L	153	Sport; 24 Gallon Fuel Tank	USEP7116M	USEP7094
2001	L4-2.5L	153	Sport; 24 Gallon Fuel Tank	USEP7128M	
2002	L4-2.5L	153		USEP7116M	USEP7094
2004	V6-3.7L	226	Extended Cab Pickup; Stampede		USEP7154
2004	V6-3.7L	226	Crew Cab Pickup	USEP7185M	
2004	V6-3.7L	226	Extended Cab Pickup	USEP7185M	
2005	V6-3.7L	226		USEP7198M	USEP7206
2006	V6-3.7L	226	Laramie	USEP7198M	USEP7206
2006	V6-3.7L	226	SLT	USEP7198M	USEP7206
2006	V6-3.7L	226	ST	USEP7198M	USEP7206
2007	V6-3.7L	226	Laramie	USEP7198M	USEP7206
2007-2008	V6-3.7L	226	SLT	USEP7198M	USEP7206
2007-2009	V6-3.7L	226	ST	USEP7198M	USEP7206
2008	V6-3.7L	226	Sport	USEP7198M	USEP7206
2008	V6-3.7L	226	SXT	USEP7198M	USEP7206
2008	V6-3.7L	226	TRX	USEP7198M	USEP7206
2008-2009	V6-3.7L	226	TRX4	USEP7198M	USEP7206
2009	V6-3.7L	226	Big Horn	USEP7198M	USEP7206
2009	V6-3.7L	226	Lone Star	USEP7198M	USEP7206
1988	V6-3.9L	239	FI; Sport		USEP7018
1989-1990	V6-3.9L	239	SE		USEP7018
1989-1990	V6-3.9L	239	Sport		USEP7018
1991	V6-3.9L	239	SE; 15 Gallon Fuel Tank	USEP7050M	USEP7050
1991	V6-3.9L	239	SE; 22 Gallon Fuel Tank	USEP7050M	USEP7050
1991	V6-3.9L	239	Sport; 15 Gallon Fuel Tank	USEP7050M	USEP7050
1991	V6-3.9L	239	Sport; 22 Gallon Fuel Tank	USEP7050M	USEP7050
1992-1993	V6-3.9L	239	15 Gallon Fuel Tank	USEP7050M	USEP7050
1992-1993	V6-3.9L	239	22 Gallon Fuel Tank	USEP7050M	USEP7050
1994	V6-3.9L	239	15 Gallon Fuel Tank	USEP7062M	USEP7062
1994	V6-3.9L	239	22 Gallon Fuel Tank	USEP7062M	USEP7062
1995	V6-3.9L	239	15 Gallon Fuel Tank	USEP7062M	USEP7062
1995	V6-3.9L	239	22 Gallon Fuel Tank	USEP7062M	USEP7062
1997	V6-3.9L	239	22 Gallon Fuel Tank	USEP7116M	USEP7094

APPLICATIONS



FUEL PUMP APPLICATION GUIDE

USMW
Professional Series

Model Years	Engine Liters	Cubic Inches	Application Description	Fuel Pump Assembly	Fuel Pump Kit
1997	V6-3.9L	239	15 Gallon Fuel Tank	USEP7114M	USEP7116
1998-1999	V6-3.9L	239	Sport; 15 Gallon Fuel Tank	USEP7114M	USEP7116
1998-2001	V6-3.9L	239	Sport; 22 Gallon Fuel Tank	USEP7116M	USEP7094
2000	V6-3.9L	239	Sport; 24 Gallon Fuel Tank	USEP7116M	USEP7094
2001	V6-3.9L	239	Sport; 24 Gallon Fuel Tank	USEP7128M	
2002	V6-3.9L	239	Extended Cab Pickup; Exc.Quad Cab	USEP7116M	USEP7094
2002	V6-3.9L	239	Standard Cab Pickup; Exc.Quad Cab	USEP7116M	USEP7094
2002	V6-3.9L	239	Crew Cab Pickup	USEP7128M	
2002	V6-3.9L	239	Extended Cab Pickup	USEP7128M	
2003	V6-3.9L	239	Extended Cab Pickup; Sport; (22 Gallon Fuel Tank)	USEP7116M	USEP7094
2003	V6-3.9L	239	Sport; Standard Cab Pickup; (22 Gallon Fuel Tank)	USEP7116M	USEP7094
2003	V6-3.9L	239	Crew Cab Pickup; Sport	USEP7128M	
2003	V6-3.9L	239	Extended Cab Pickup; Sport	USEP7128M	
2003	V6-3.9L	239	Extended Cab Pickup; Sport; (20 Gallon Fuel Tank)	USEP7168M	
2003	V6-3.9L	239	Sport; Standard Cab Pickup; (20 Gallon Fuel Tank)	USEP7168M	
2000	V8-4.7L	287	Sport; 24 Gallon Fuel Tank	USEP7116M	USEP7094
2000-2001	V8-4.7L	287	Sport; 22 Gallon Fuel Tank	USEP7116M	USEP7094
2001	V8-4.7L	287	Sport; 24 Gallon Fuel Tank	USEP7128M	
2002	V8-4.7L	285	Extended Cab Pickup; Exc.Quad Cab	USEP7116M	USEP7094
2002	V8-4.7L	285	Standard Cab Pickup; Exc.Quad Cab	USEP7116M	USEP7094
2002	V8-4.7L	285	Crew Cab Pickup	USEP7128M	
2002	V8-4.7L	285	Extended Cab Pickup	USEP7128M	
2003	V8-4.7L	285	Extended Cab Pickup; Sport; (22 Gallon Fuel Tank)	USEP7116M	USEP7094
2003	V8-4.7L	285	Sport; Standard Cab Pickup; (22 Gallon Fuel Tank)	USEP7116M	USEP7094
2003	V8-4.7L	285	Crew Cab Pickup; Sport	USEP7128M	
2003	V8-4.7L	285	Extended Cab Pickup; Sport	USEP7128M	
2003	V8-4.7L	285	Extended Cab Pickup; Sport; (20 Gallon Fuel Tank)	USEP7168M	
2003	V8-4.7L	285	Sport; Standard Cab Pickup; (20 Gallon Fuel Tank)	USEP7168M	
2004	V8-4.7L	285	Crew Cab Pickup; SLT Plus		USEP7154
2004	V8-4.7L	285	Extended Cab Pickup; SLT Plus		USEP7154
2004	V8-4.7L	285	Crew Cab Pickup	USEP7185M	
2004	V8-4.7L	285	Extended Cab Pickup	USEP7185M	
2005	V8-4.7L	285		USEP7198M	USEP7206
2006	V8-4.7L	285	Laramie	USEP7198M	USEP7206
2006	V8-4.7L	285	SLT	USEP7198M	USEP7206
2006	V8-4.7L	285	ST	USEP7198M	USEP7206
2007	V8-4.7L	285	FLEX; SLT	USEP7198M	USEP7206
2007	V8-4.7L	285	FLEX; ST	USEP7198M	USEP7206
2007	V8-4.7L	285	Laramie	USEP7198M	USEP7206
2007	V8-4.7L	285	SLT	USEP7198M	USEP7206
2007	V8-4.7L	285	ST	USEP7198M	USEP7206
2007,2009	V8-4.7L	285	FLEX; Laramie	USEP7198M	USEP7206
2007-2008	V8-4.7L	285	Laramie	USEP7198M	USEP7206
2007-2008	V8-4.7L	285	SLT	USEP7198M	USEP7206
2008	V8-4.7L	285	FLEX; Laramie	USEP7198M	USEP7206
2008	V8-4.7L	285	FLEX; SLT	USEP7198M	USEP7206
2008	V8-4.7L	285	FLEX; Sport	USEP7198M	USEP7206
2008	V8-4.7L	285	FLEX; SXT	USEP7198M	USEP7206
2008	V8-4.7L	285	FLEX; TRX	USEP7198M	USEP7206
2008	V8-4.7L	285	FLEX; TRX4	USEP7198M	USEP7206
2008	V8-4.7L	285	Sport	USEP7198M	USEP7206
2008	V8-4.7L	285	SXT	USEP7198M	USEP7206
2008	V8-4.7L	285	TRX	USEP7198M	USEP7206
2008	V8-4.7L	285	TRX4	USEP7198M	USEP7206
2009	V8-4.7L	285	Big Horn; FLEX	USEP7198M	USEP7206
2009	V8-4.7L	285	FLEX; Lone Star	USEP7198M	USEP7206
2009	V8-4.7L	285	FLEX; TRX4	USEP7198M	USEP7206
1989	V8-5.2L	318	Shelby		USEP7018
1990	V8-5.2L	318	SE		USEP7018
1991	V8-5.2L	318	SE; 15 Gallon Fuel Tank	USEP7050M	USEP7050
1991	V8-5.2L	318	SE; 22 Gallon Fuel Tank	USEP7050M	USEP7050
1991	V8-5.2L	318	Sport; 15 Gallon Fuel Tank	USEP7050M	USEP7050
1991	V8-5.2L	318	Sport; 22 Gallon Fuel Tank	USEP7050M	USEP7050
1992-1993	V8-5.2L	318	15 Gallon Fuel Tank	USEP7050M	USEP7050
1992-1993	V8-5.2L	318	22 Gallon Fuel Tank	USEP7050M	USEP7050
1994	V8-5.2L	318	15 Gallon Fuel Tank	USEP7062M	USEP7062
1994	V8-5.2L	318	22 Gallon Fuel Tank	USEP7062M	USEP7062
1995	V8-5.2L	318	15 Gallon Fuel Tank	USEP7062M	USEP7062
1995	V8-5.2L	318	22 Gallon Fuel Tank	USEP7062M	USEP7062

Model Years	Engine Liters	Cubic Inches	Application Description	Fuel Pump Assembly	Fuel Pump Kit
1997	V8-5.2L	318	22 Gallon Fuel Tank	USEP7116M	USEP7094
1997	V8-5.2L	318	15 Gallon Fuel Tank	USEP7114M	USEP7116
1998-1999	V8-5.2L	318	Sport; 22 Gallon Fuel Tank	USEP7116M	USEP7094
1998-1999	V8-5.2L	318	Sport; 15 Gallon Fuel Tank	USEP7114M	USEP7116
1998-1999	V8-5.9L	360	R/T; 22 Gallon Fuel Tank	USEP7116M	USEP7094
1998-1999	V8-5.9L	360	R/T; 15 Gallon Fuel Tank	USEP7114M	USEP7116
2000	V8-5.9L	360	Sport; 24 Gallon Fuel Tank	USEP7116M	USEP7094
2000-2001	V8-5.9L	360	Sport; 22 Gallon Fuel Tank	USEP7116M	USEP7094
2001	V8-5.9L	360	Sport; 24 Gallon Fuel Tank	USEP7128M	
2002	V8-5.9L	360	Extended Cab Pickup; Exc. Quad Cab	USEP7116M	USEP7094
2002	V8-5.9L	360	Standard Cab Pickup; Exc. Quad Cab	USEP7116M	USEP7094
2002	V8-5.9L	360	Crew Cab Pickup	USEP7128M	
2002	V8-5.9L	360	Extended Cab Pickup	USEP7128M	
2003	V8-5.9L	360	Extended Cab Pickup; Sport; (22 Gallon Fuel Tank)	USEP7116M	USEP7094
2003	V8-5.9L	360	Sport; Standard Cab Pickup; (22 Gallon Fuel Tank)	USEP7116M	USEP7094
2003	V8-5.9L	360	Crew Cab Pickup; Sport	USEP7128M	
2003	V8-5.9L	360	Extended Cab Pickup; Sport	USEP7128M	
2003	V8-5.9L	360	Extended Cab Pickup; Sport; (20 Gallon Fuel Tank)	USEP7168M	
2003	V8-5.9L	360	Sport; Standard Cab Pickup; (20 Gallon Fuel Tank)	USEP7168M	
DART					
1974-1974	V6-3.7L	225	SOLD IN MEXICO; 2BL		USEP8004
1977-1982	V6-3.7L	225	SOLD IN MEXICO; 1BL		USEP8004
DART K					
1983-1989	L4-2.2L	135	SOLD IN MEXICO; 2BL		USEP2486
DAYTONA					
1984	L4-2.2L	135			USEP7012
1985	L4-2.2L	135	Turbo; Turbocharged; (1 Tube Type)	USEP7071H	USEP7012
1985	L4-2.2L	135	Turbo; Turbocharged; (Single Nipple)	USEP7071H	USEP7012
1985	L4-2.2L	135	Turbo; Turbocharged; (Double Nipple)	USEP7051S	USEP7031
1985	L4-2.2L	135			USEP7031
1986	L4-2.2L	135		USEP7069H	USEP7000
1986	L4-2.2L	135	Turbo Z; Turbocharged; (1 Tube Type)	USEP7071H	USEP7012
1987-1988	L4-2.2L	135	Pacifica; Turbocharged; (Single Nipple)	USEP7071H	USEP7012
1987-1988	L4-2.2L	135	Shelby Z; Turbocharged; (Single Nipple)	USEP7071H	USEP7012
1987-1988	L4-2.2L	135	Turbocharged; (Single Nipple)	USEP7071H	USEP7012
1989	L4-2.2L	135	Shelby; Turbocharged	USEP7071H	USEP7012
1989	L4-2.2L	135	Turbocharged	USEP7071H	USEP7012
1990	L4-2.2L	135	Shelby; Turbocharged	USEP7071H	USEP7012
1990	L4-2.2L	135	Turbocharged	USEP7071H	USEP7012
1992-1993	L4-2.2L	135	Iroc R/T; Turbocharged	USEP7040M	USEP7041
1986-1990	L4-2.5L	153		USEP7069H	USEP7000
1989-1990	L4-2.5L	153	ES	USEP7069H	USEP7000
1989-1990	L4-2.5L	153	ES Turbo; Turbocharged	USEP7071H	USEP7012
1989-1990	L4-2.5L	153	Shelby; Turbocharged	USEP7071H	USEP7012
1989-1990	L4-2.5L	153	Turbocharged	USEP7071H	USEP7012
1991	L4-2.5L	153	Shelby; Turbocharged	USEP7040M	USEP7041
1991	L4-2.5L	153	Turbocharged	USEP7040M	USEP7041
1991-1992	L4-2.5L	153	Iroc; Turbocharged	USEP7040M	USEP7041
1991-1993	L4-2.5L	153	ES	USEP7040M	USEP7041
1991-1993	L4-2.5L	153		USEP7040M	USEP7041
1990	V6-3.0L	181	ES	USEP7071H	USEP7012
1990	V6-3.0L	181		USEP7071H	USEP7012
1991-1993	V6-3.0L	181	ES	USEP7040M	USEP7041
1991-1993	V6-3.0L	181	Iroc	USEP7040M	USEP7041
1991-1993	V6-3.0L	181		USEP7040M	USEP7041
DURANGO					
2004-2005	V6-3.7L	226		USEP7184M	
2006-2007	V6-3.7L	226	SLT	USEP7184M	
2006-2007	V6-3.7L	226	SXT	USEP7184M	
1998-1999	V6-3.9L	239		USEP7117M	USEP7117
2000	V8-4.7L	287		USEP7117M	USEP7117
2002-2003	V8-4.7L	285		USEP7117M	USEP7117
2004-2005	V8-4.7L	285		USEP7184M	
2006-2007	V8-4.7L	285	Adventurer	USEP7184M	
2006-2007	V8-4.7L	285	Adventurer; FLEX	USEP7184M	
2006-2007	V8-4.7L	285	FLEX; Limited	USEP7184M	
2006-2007	V8-4.7L	285	FLEX; SLT	USEP7184M	
2006-2007	V8-4.7L	285	FLEX; SXT	USEP7184M	
2006-2007	V8-4.7L	285	Limited	USEP7184M	



FUEL PUMP APPLICATION GUIDE

USMW
Professional Series

Model Years	Engine Liters	Cubic Inches	Application Description	Fuel Pump Assembly	Fuel Pump Kit
2006-2007	V8-4.7L	285	SLT	USEP7184M	
2006-2007	V8-4.7L	285	SXT	USEP7184M	
1998-2000	V8-5.2L	318		USEP7117M	USEP7117
2004-2005	V8-5.7L	345		USEP7184M	
2006-2007	V8-5.7L	345	Adventurer	USEP7184M	
2006-2007	V8-5.7L	345	Limited	USEP7184M	
2006-2007	V8-5.7L	345	SLT	USEP7184M	
2007	V8-5.7L	345	SXT	USEP7184M	
1998-2000	V8-5.9L	360		USEP7117M	USEP7117
DYNASTY					
1988	L4-2.5L	153	LE		USEP7012
1988	L4-2.5L	153			USEP7012
1989-1990	L4-2.5L	153		USEP7069H	USEP7000
1991	L4-2.5L	153			USEP7040
1991-1993	L4-2.5L	153		USEP7040M	USEP7041
1988-1990	V6-3.0L	181	LE		USEP7012
1988-1990	V6-3.0L	181			USEP7012
1989-1990	V6-3.0L	181	LE	USEP7071H	USEP7012
1989-1990	V6-3.0L	181		USEP7071H	USEP7012
1991	V6-3.0L	181	LS		USEP7040
1991	V6-3.0L	181			USEP7040
1991-1993	V6-3.0L	181	LS	USEP7040M	USEP7041
1991-1993	V6-3.0L	181		USEP7040M	USEP7041
1990	V6-3.3L	201	LE	USEP7071H	USEP7012
1990	V6-3.3L	201		USEP7071H	USEP7012
1991	V6-3.3L	201	LS		USEP7040
1991	V6-3.3L	201			USEP7040
1991-1993	V6-3.3L	201	LS	USEP7040M	USEP7041
1991-1993	V6-3.3L	201		USEP7040M	USEP7041
GRAND CARAVAN					
1996	L4-2.4L	148	SE	USEP7094M	USEP7041
1996	L4-2.4L	148		USEP7094M	USEP7041
1997	L4-2.4L	148	SE	USEP7094M	USEP7041
1997	L4-2.4L	148		USEP7094M	USEP7041
1988	L4-2.5L	153	SE	USEP7068H	USEP7012
1989	L4-2.5L	153	LE	USEP7074H	USEP7012
1989	L4-2.5L	153	SE	USEP7074H	USEP7012
1988	V6-3.0L	181	LE	USEP7074H	USEP7012
1988	V6-3.0L	181	SE	USEP7074H	USEP7012
1989	V6-3.0L	181	LE	USEP7074H	USEP7012
1989	V6-3.0L	181	SE	USEP7074H	USEP7012
1992	V6-3.0L	181	SE	USEP7030M	USEP7041
1992	V6-3.0L	181			USEP7041
1992-1993	V6-3.0L	181	ES	USEP7030M	USEP7041
1992-1993	V6-3.0L	181		USEP7030M	USEP7041
1993	V6-3.0L	181	ES; FWD		USEP7041
1993	V6-3.0L	181	AWD; ES; WITH 5 PIN CONNECTOR	USEP7029M	
1994-1995	V6-3.0L	181	SE	USEP7077M	USEP7041
1994-1995	V6-3.0L	181		USEP7077M	USEP7041
1996	V6-3.0L	181	SE	USEP7094M	USEP7041
1996	V6-3.0L	181		USEP7094M	USEP7041
1997	V6-3.0L	181	SE	USEP7094M	USEP7041
1997	V6-3.0L	181		USEP7094M	USEP7041
1998-2000	V6-3.0L	181		USEP7094M	USEP7041
1990	V6-3.3L	201	LE	USEP7074H	USEP7012
1990	V6-3.3L	201	SE	USEP7074H	USEP7012
1991	V6-3.3L	201	FWD; LE		USEP7041
1991	V6-3.3L	201	FWD; SE		USEP7041
1991	V6-3.3L	201	AWD; LE; WITH 5 PIN CONNECTOR	USEP7029M	
1991	V6-3.3L	201	AWD; SE; WITH 5 PIN CONNECTOR	USEP7029M	
1991-1993	V6-3.3L	201	LE	USEP7030M	USEP7041
1991-1993	V6-3.3L	201	SE	USEP7030M	USEP7041
1992	V6-3.3L	201		USEP7030M	USEP7041
1992-1993	V6-3.3L	201	ES	USEP7030M	USEP7041
1992-1993	V6-3.3L	201	FWD; LE		USEP7041
1992-1993	V6-3.3L	201	FWD; SE		USEP7041
1992-1993	V6-3.3L	201	AWD; LE; WITH 5 PIN CONNECTOR	USEP7029M	
1992-1993	V6-3.3L	201	AWD; SE; WITH 5 PIN CONNECTOR	USEP7029M	
1993	V6-3.3L	201	ES; FWD		USEP7041

Model Years	Engine Liters	Cubic Inches	Application Description	Fuel Pump Assembly	Fuel Pump Kit
1993	V6-3.3L	201	AWD; ES; WITH 5 PIN CONNECTOR	USEP7029M	
1994	V6-3.3L	201	AWD; SE	USEP7057M	
1994-1995	V6-3.3L	201	AWD; ES	USEP7057M	
1994-1995	V6-3.3L	201	AWD; LE	USEP7057M	
1995	V6-3.3L	201	SE; w/ 41TE Transmission	USEP7077M	USEP7041
1995	V6-3.3L	201	AWD; SE	USEP7057M	
1996	V6-3.3L	201	ES	USEP7094M	USEP7041
1996	V6-3.3L	201	LE	USEP7094M	USEP7041
1996	V6-3.3L	201	SE	USEP7094M	USEP7041
1997	V6-3.3L	201	ES	USEP7094M	USEP7041
1997	V6-3.3L	201	LE	USEP7094M	USEP7041
1997	V6-3.3L	201	SE	USEP7094M	USEP7041
1997	V6-3.3L	201		USEP7094M	USEP7041
1998	V6-3.3L	201	FLEX	USEP7129M	USEP7041
1998-2000	V6-3.3L	201		USEP7094M	USEP7041
1999-2000	V6-3.3L	201	EGM Desig.; FLEX	USEP7129M	USEP7041
2001	V6-3.3L	201	ES	USEP7144M	
2001	V6-3.3L	201	EGM Desig.; ES; FLEX	USEP7146M	
2001,2003	V6-3.3L	201	ES; FLEX	USEP7146M	
2001-2002	V6-3.3L	201	Sport	USEP7144M	
2001-2002	V6-3.3L	201	FLEX; SE	USEP7146M	
2001-2002	V6-3.3L	201	FLEX; Sport	USEP7146M	
2001-2003	V6-3.3L	201	SE	USEP7144M	
2003	V6-3.3L	201	EL; FLEX	USEP7146M	
2004	V6-3.3L	201	SE	USEP7172M	USEP7221
2005	V6-3.3L	201	Exc.Floor Storage (Exc.Fold Away Seats)	USEP7172M	USEP7221
2005	V6-3.3L	201	EGV Desig.; FLEX; SE	USEP7172M	USEP7221
2005	V6-3.3L	201	Floor Storage (Fold Away Seats)	USEP7196M	USEP7221
2006-2007	V6-3.3L	201	SE	USEP7196M	USEP7221
2006-2007	V6-3.3L	201		USEP7196M	USEP7221
2006-2007	V6-3.3L	201	EGV Desig.; FLEX	USEP7195M	
2006-2007	V6-3.3L	201	EGV Desig.; FLEX; SE	USEP7195M	
1994	V6-3.8L	230	ES	USEP7077M	USEP7041
1994	V6-3.8L	230	AWD; LE	USEP7057M	
1995	V6-3.8L	230	LE	USEP7077M	USEP7041
1995	V6-3.8L	230	AWD; ES	USEP7057M	
1996	V6-3.8L	230	ES	USEP7094M	USEP7041
1996	V6-3.8L	230	LE	USEP7094M	USEP7041
1997	V6-3.8L	230	ES	USEP7094M	USEP7041
1997	V6-3.8L	230	LE	USEP7094M	USEP7041
1997	V6-3.8L	230	SE	USEP7094M	USEP7041
1998-2000	V6-3.8L	230		USEP7094M	USEP7041
2001	V6-3.8L	230	ES	USEP7144M	
2001,2003	V6-3.8L	230	EX	USEP7144M	
2001-2003	V6-3.8L	230	Sport	USEP7144M	
2004	V6-3.8L	230	Anniversary Edition	USEP7172M	USEP7221
2005	V6-3.8L	230	Exc.Floor Storage (Exc.Fold Away Seats)	USEP7172M	USEP7221
2005	V6-3.8L	230	Floor Storage (Fold Away Seats)	USEP7196M	USEP7221
2006-2007	V6-3.8L	230	SXT	USEP7196M	USEP7221
INTREPID					
1998-1999	V6-2.7L	167	EER Desig.	USEP7137M	USEP7137
2000	V6-2.7L	167	EER Desig.	USEP7152M	
2000	V6-2.7L	167	ES	USEP7152M	
2001	V6-2.7L	167	R/T	USEP7152M	
2001-2002	V6-2.7L	167	EER Desig.; SE	USEP7152M	
2003-2004	V6-2.7L	167	SE	USEP7152M	
1998-1999	V6-3.2L	197	EGW Desig.	USEP7137M	USEP7137
2000	V6-3.2L	197	EGW Desig.; ES	USEP7152M	
2001	V6-3.2L	197	EGW Desig.; SE	USEP7152M	
1993	V6-3.3L	201	ES	USEP7054M	USEP7054
1993	V6-3.3L	201		USEP7054M	USEP7054
1994-1995	V6-3.3L	201	ES	USEP7054M	USEP7054
1994-1995	V6-3.3L	201		USEP7054M	USEP7054
1994-1995	V6-3.3L	201	FLEX	USEP7076M	USEP7054
1996-1997	V6-3.3L	201		USEP7101M	USEP7093
1993	V6-3.5L	215	ES	USEP7054M	USEP7054
1993	V6-3.5L	215		USEP7054M	USEP7054
1994-1995	V6-3.5L	215	ES	USEP7054M	USEP7054
1994-1995	V6-3.5L	215		USEP7054M	USEP7076



FUEL PUMP APPLICATION GUIDE

USMW
Professional Series

Model Years	Engine Liters	Cubic Inches	Application Description	Fuel Pump Assembly	Fuel Pump Kit
1996-1997	V6-3.5L	215	ES	USEP7101M	USEP7093
1996-1997	V6-3.5L	215		USEP7101M	USEP7093
2000	V6-3.5L	215	R/T	USEP7152M	
2001	V6-3.5L	215	SE	USEP7152M	
2001-2003	V6-3.5L	215	SE	USEP7152M	
2002	V6-3.5L	215	R/T	USEP7152M	
2002-2004	V6-3.5L	215	ES	USEP7152M	
2003-2004	V6-3.5L	215	SXT	USEP7152M	
2004	V6-3.5L	215	Police	USEP7152M	
LANCER					
1985	L4-2.2L	135	ES; Turbocharged; (Single Nipple)	USEP7071H	USEP7012
1989	L4-2.2L	135		USEP7069H	USEP7000
1985	L4-2.2L	135	ES; Turbocharged; (Double Nipple)	USEP7051S	USEP7031
1985	L4-2.2L	135	Turbocharged; (Double Nipple)	USEP7051S	USEP7031
1985	L4-2.2L	135	ES		USEP7031
1985	L4-2.2L	135			USEP7031
1985, 1987	L4-2.2L	135	Turbocharged; (Single Nipple)	USEP7071H	USEP7012
1985-1986	L4-2.2L	135	ES; Turbocharged; (1 Tube Type)	USEP7071H	USEP7012
1985-1986	L4-2.2L	135	Turbocharged; (1 Tube Type)	USEP7071H	USEP7012
1986-1987	L4-2.2L	135	ES	USEP7069H	USEP7000
1988	L4-2.2L	135	Shelby	USEP7069H	USEP7000
1988	L4-2.2L	135	ES; Turbocharged; (Single Nipple)	USEP7071H	USEP7012
1988	L4-2.2L	135	Shelby; Turbocharged; (Single Nipple)	USEP7071H	USEP7012
1989	L4-2.2L	135	Shelby; Turbocharged	USEP7071H	USEP7012
1989	L4-2.5L	153		USEP7069H	USEP7000
1986-1989	L4-2.5L	153	ES	USEP7069H	USEP7000
1988	L4-2.5L	153	Shelby	USEP7069H	USEP7012
1989	L4-2.5L	153	ES; Turbocharged	USEP7071H	USEP7012
1989	L4-2.5L	153	Shelby; Turbocharged	USEP7071H	USEP7012
1989	L4-2.5L	153	Turbocharged	USEP7071H	USEP7012
MAGNUM K					
1983-1988	L4-2.2L	135	SOLD IN MEXICO; 2BL		USEP2486
1983-1988	L4-2.2L	135	SOLD IN MEXICO; FI Turbo	USEP7071H	
MINI RAM					
1987	L4-2.5L	153	FI	USEP7068H	USEP7000
1988	L4-2.5L	153		USEP7068H	USEP7000
1987	V6-3.0L	181	FI	USEP7074H	USEP7012
1988	V6-3.0L	181		USEP7074H	USEP7012
MONACO					
1990	V6-3.0L	182	ES		USEP7020
1990	V6-3.0L	182	LE		USEP7020
1991	V6-3.0L	182	ES; Z7X-711 Desig.	USEP7039M	
1991	V6-3.0L	182	ES; Z7X-715 Desig.	USEP7039M	
1991	V6-3.0L	182	LE; Z7X-711 Desig.	USEP7039M	
1991	V6-3.0L	182	LE; Z7X-715 Desig.	USEP7039M	
1992	V6-3.0L	182	ES	USEP7039M	
1992	V6-3.0L	182	LE	USEP7039M	
NEON					
1995	L4-2.0L	122	ECB Desig.; High Line	USEP7075M	USEP7041
1995	L4-2.0L	122	ECB Desig.; Sport	USEP7075M	USEP7041
1995	L4-2.0L	122	ECC Desig.; Sport	USEP7075M	USEP7041
1995	L4-2.0L	122	High Line	USEP7075M	USEP7041
1996	L4-2.0L	122	ECB Desig.; Exc.Plastic Fuel Tank	USEP7075M	USEP7041
1996	L4-2.0L	122	ECB Desig.; High Line; Exc.Plastic Fuel Tank	USEP7075M	USEP7041
1996	L4-2.0L	122	ECB Desig.; Sport; Exc.Plastic Fuel Tank	USEP7075M	USEP7041
1996	L4-2.0L	122	ECC Desig.; Sport; Exc.Plastic Fuel Tank	USEP7075M	USEP7041
1996	L4-2.0L	122	Exc.Plastic Fuel Tank	USEP7075M	USEP7041
1996	L4-2.0L	122	High Line; Exc.Plastic Fuel Tank	USEP7075M	USEP7041
1996	L4-2.0L	122	ECB Desig.; High Line; Plastic Fuel Tank	USEP7097M	USEP7097
1996	L4-2.0L	122	ECB Desig.; Plastic Fuel Tank	USEP7097M	USEP7097
1996	L4-2.0L	122	ECB Desig.; Sport; Plastic Fuel Tank	USEP7097M	USEP7097
1996	L4-2.0L	122	ECC Desig.; Sport; Plastic Fuel Tank	USEP7097M	USEP7097
1996	L4-2.0L	122	High Line; Plastic Fuel Tank	USEP7097M	USEP7097
1996	L4-2.0L	122	Plastic Fuel Tank	USEP7097M	USEP7097
1996	L4-2.0L	122	ECB Desig.	USEP7097M	USEP7097
1997	L4-2.0L	122	ECB Desig.; High Line	USEP7097M	USEP7097
1997	L4-2.0L	122	ECC Desig.	USEP7097M	USEP7097
1997	L4-2.0L	122	ECC Desig.; High Line	USEP7097M	USEP7097
1997	L4-2.0L	122	ECC Desig.; Sport	USEP7097M	USEP7097

Model Years	Engine Liters	Cubic Inches	Application Description	Fuel Pump Assembly	Fuel Pump Kit
1997	L4-2.0L	122	Sport	USEP7097M	USEP7097
1998	L4-2.0L	122	ECB Desig.	USEP7097M	USEP7097
1998	L4-2.0L	122	ECC Desig.	USEP7097M	USEP7097
1999	L4-2.0L	122		USEP7097M	USEP7097
2000	L4-2.0L	122		USEP7130M	USEP7041
2001-2002	L4-2.0L	122	ACR	USEP7142M	USEP7041
2001-2002	L4-2.0L	122	R/T	USEP7142M	USEP7041
2001-2002	L4-2.0L	122	SE	USEP7142M	USEP7041
2002	L4-2.0L	122	ES	USEP7142M	USEP7041
2003-2004	L4-2.0L	122	R/T	USEP7142M	USEP7041
2003-2005	L4-2.0L	122	SE	USEP7142M	USEP7041
2003-2005	L4-2.0L	122	SXT	USEP7142M	USEP7041
2003	L4-2.4L	148	SRT-4; Turbocharged	USEP7142M	USEP7041
2004-2005	L4-2.4L	148	SRT-4; Turbocharged	USEP7142M	USEP7041
NITRO					
2007-2008	V6-3.7L	226	SXT	USEP7219M	
2007-2009	V6-3.7L	226	SLT	USEP7219M	
2009	V6-3.7L	226	SE	USEP7219M	
2007-2008	V6-4.0L	241	R/T	USEP7219M	
2009	V6-4.0L	241	R/T	USEP7219M	
OMNI					
1988-1990	L4-2.2L	135		USEP7073S	USEP7000
RAIDER					
1989	V6-3.0L	181	FI; 2 inch pump diameter		USEP3222
RAM 1500					
2002	V6-3.7L	226	35 Gallon Fuel Tank	USEP7160M	
2002-2003	V6-3.7L	226	26 Gallon Fuel Tank	USEP7161M	
2003	V6-3.7L	226	34 Gallon Fuel Tank	USEP7160M	
2004	V6-3.7L	226	ST; Crew cab	USEP7165M	
2004	V6-3.7L	226	ST	USEP7186M	
2005-2006	V6-3.7L	226	ST; Standard Cab Pickup	USEP7165M	
2005-2006	V6-3.7L	226	Crew Cab Pickup; ST	USEP7165M	
2005-2006	V6-3.7L	226	Crew Cab Pickup; ST; (34 Gallon Fuel Tank)	USEP7182M	
2005-2006	V6-3.7L	226	ST; Crew cab	USEP7186M	
2005-2006	V6-3.7L	226	Crew Cab Pickup; ST; (26 Gallon Fuel Tank)	USEP7186M	
2007	V6-3.7L	226	ST; 34 Gallon Fuel Tank	USEP7182M	
2007	V6-3.7L	226	ST; 35 Gallon Fuel Tank	USEP7182M	
1994	V6-3.9L	239		USEP7065M	USEP7065
1995	V6-3.9L	239		USEP7086M	USEP7094
1996-1997	V6-3.9L	239		USEP7093M	USEP7093
1998,2001	V6-3.9L	239		USEP7138M	
1998-2001	V6-3.9L	239	FI; Laramie; (35 Gallon Fuel Tank)	USEP7111M	USEP7094
1998-2001	V6-3.9L	239	FI; Sport; (35 Gallon Fuel Tank)	USEP7111M	USEP7094
1998-2001	V6-3.9L	239	FI; ST; (35 Gallon Fuel Tank)	USEP7111M	USEP7094
1998-2001	V6-3.9L	239	FI; WS; (35 Gallon Fuel Tank)	USEP7111M	USEP7094
1999	V6-3.9L	239	Exc.35 Gallon Fuel Tank	USEP7138M	
2000	V6-3.9L	239	26 Gallon Fuel Tank	USEP7138M	
2000	V6-3.9L	239	34 Gallon Fuel Tank	USEP7138M	
2000-2001	V6-3.9L	239	FI; R/T; (35 Gallon Fuel Tank)	USEP7111M	USEP7094
2002	V8-4.7L	287	35 Gallon Fuel Tank	USEP7160M	
2002-2003	V8-4.7L	287	26 Gallon Fuel Tank	USEP7161M	
2003	V8-4.7L	287	34 Gallon Fuel Tank	USEP7160M	
2004	V8-4.7L	287	SLT; Crew cab	USEP7165M	
2004	V8-4.7L	287	SLT	USEP7186M	
2005-2006	V8-4.7L	285	SLT; Standard Cab Pickup	USEP7165M	
2005-2006	V8-4.7L	285	Crew Cab Pickup; SLT	USEP7165M	
2005-2006	V8-4.7L	285	Crew Cab Pickup; SLT; (34 Gallon Fuel Tank)	USEP7182M	
2005-2006	V8-4.7L	285	SLT; Crew cab	USEP7186M	
2005-2006	V8-4.7L	285	Crew Cab Pickup; SLT; (26 Gallon Fuel Tank)	USEP7186M	
2006	V8-4.7L	285	Laramie; Standard Cab Pickup; long bed	USEP7165M	
2006	V8-4.7L	285	ST; Standard Cab Pickup; long bed	USEP7165M	
2006	V8-4.7L	285	Standard Cab Pickup; TRX4; long bed	USEP7165M	
2006	V8-4.7L	285	Crew Cab Pickup; Laramie	USEP7165M	
2006	V8-4.7L	285	Crew Cab Pickup; SLT	USEP7165M	
2006	V8-4.7L	285	Crew Cab Pickup; ST	USEP7165M	
2006	V8-4.7L	285	FLEX; SLT	USEP7180M	
2006	V8-4.7L	285	FLEX; ST	USEP7180M	
2006	V8-4.7L	285	FLEX; TRX4	USEP7180M	
2006	V8-4.7L	285	Crew Cab Pickup; Laramie; (34 Gallon Fuel Tank)	USEP7182M	



FUEL PUMP APPLICATION GUIDE



Model Years	Engine Liters	Cubic Inches	Application Description	Fuel Pump Assembly	Fuel Pump Kit
2006	V8-4.7L	285	Crew Cab Pickup; ST; (34 Gallon Fuel Tank)	USEP7182M	
2006	V8-4.7L	285	Crew Cab Pickup; TRX4; (34 Gallon Fuel Tank)	USEP7182M	
2006	V8-4.7L	285	Laramie; Standard Cab Pickup	USEP7186M	
2006	V8-4.7L	285	ST; Standard Cab Pickup	USEP7186M	
2006	V8-4.7L	285	Standard Cab Pickup; TRX4	USEP7186M	
2006	V8-4.7L	285	Crew Cab Pickup; Laramie; (26 Gallon Fuel Tank)	USEP7186M	
2006	V8-4.7L	285	Crew Cab Pickup; ST; (26 Gallon Fuel Tank)	USEP7186M	
2006	V8-4.7L	285	Crew Cab Pickup; TRX4; (26 Gallon Fuel Tank)	USEP7186M	
2007	V8-4.7L	285	FLEX; SLT	USEP7180M	
2007	V8-4.7L	285	FLEX; SLT; (26 Gallon Fuel Tank)	USEP7180M	
2007	V8-4.7L	285	FLEX; SLT; (34 Gallon Fuel Tank)	USEP7180M	
2007	V8-4.7L	285	FLEX; ST	USEP7180M	
2007	V8-4.7L	285	FLEX; ST; (26 Gallon Fuel Tank)	USEP7180M	
2007	V8-4.7L	285	FLEX; ST; (34 Gallon Fuel Tank)	USEP7180M	
2007	V8-4.7L	285	FLEX; TRX4	USEP7180M	
2007	V8-4.7L	285	FLEX; TRX4; (26 Gallon Fuel Tank)	USEP7180M	
2007	V8-4.7L	285	FLEX; TRX4; (34 Gallon Fuel Tank)	USEP7180M	
2007	V8-4.7L	285	SLT	USEP7182M	
2007	V8-4.7L	285	SLT; (34 Gallon Fuel Tank)	USEP7182M	
2007	V8-4.7L	285	ST	USEP7182M	
2007	V8-4.7L	285	ST; (34 Gallon Fuel Tank)	USEP7182M	
2007	V8-4.7L	285	TRX4	USEP7182M	
2007	V8-4.7L	285	TRX4; (34 Gallon Fuel Tank)	USEP7182M	
1994	V8-5.2L	318		USEP7065M	USEP7065
1995	V8-5.2L	318		USEP7086M	USEP7094
1996-1997	V8-5.2L	318		USEP7093M	USEP7093
1998	V8-5.2L	318	Fl; Lujo; (35 Gallon Fuel Tank)	USEP7111M	USEP7094
1998	V8-5.2L	318		USEP7138M	
1998-1999	V8-5.2L	318	Custom; Fl; (35 Gallon Fuel Tank)	USEP7111M	USEP7094
1998-2001	V8-5.2L	318	Fl; Laramie; (35 Gallon Fuel Tank)	USEP7111M	USEP7094
1998-2001	V8-5.2L	318	Fl; Sport; (35 Gallon Fuel Tank)	USEP7111M	USEP7094
1998-2001	V8-5.2L	318	Fl; ST; (35 Gallon Fuel Tank)	USEP7111M	USEP7094
1999	V8-5.2L	318	Fl; R/T; (35 Gallon Fuel Tank)	USEP7111M	USEP7094
1999	V8-5.2L	318	Exc.35 Gallon Fuel Tank	USEP7138M	
2000	V8-5.2L	318	34 Gallon Fuel Tank	USEP7138M	
2000-2001	V8-5.2L	318	26 Gallon Fuel Tank	USEP7138M	
2003	V8-5.7L	345	Crew Cab Pickup; 26 Gallon Fuel Tank	USEP7159M	
2003	V8-5.7L	345	Standard Cab Pickup; 26 Gallon Fuel Tank	USEP7159M	
2003	V8-5.7L	345	Crew Cab Pickup; 35 Gallon Fuel Tank	USEP7160M	
2003	V8-5.7L	345	Standard Cab Pickup; 35 Gallon Fuel Tank	USEP7160M	
2003	V8-5.7L	345	34 Gallon Fuel Tank	USEP7160M	
2004	V8-5.7L	345	SLT; Crew cab	USEP7165M	
2004	V8-5.7L	345	SLT	USEP7186M	
2005	V8-5.7L	345	Hemi Sport; Standard Cab Pickup	USEP7165M	
2005	V8-5.7L	345	Crew Cab Pickup; Hemi Sport; (34 Gallon Fuel Tank)	USEP7182M	
2005	V8-5.7L	345	Hemi Sport; Crew cab	USEP7186M	
2005	V8-5.7L	345	Crew Cab Pickup; Hemi Sport; (26 Gallon Fuel Tank)	USEP7186M	
2006	V8-5.7L	345	EZB Desig.; Laramie; Standard Cab Pickup; long bed	USEP7165M	
2006	V8-5.7L	345	EZB Desig.; SLT; Standard Cab Pickup; long bed	USEP7165M	
2006	V8-5.7L	345	EZB Desig.; Sport; Standard Cab Pickup; long bed	USEP7165M	
2006	V8-5.7L	345	EZB Desig.; ST; Standard Cab Pickup; long bed	USEP7165M	
2006	V8-5.7L	345	EZB Desig.; Standard Cab Pickup; TRX4; long bed	USEP7165M	
2006	V8-5.7L	345	Laramie; Standard Cab Pickup; long bed	USEP7165M	
2006	V8-5.7L	345	SLT; Standard Cab Pickup; long bed	USEP7165M	
2006	V8-5.7L	345	Crew Cab Pickup; EZB Desig.; Laramie	USEP7165M	
2006	V8-5.7L	345	Crew Cab Pickup; EZB Desig.; SLT	USEP7165M	
2006	V8-5.7L	345	Crew Cab Pickup; EZB Desig.; ST	USEP7165M	
2006	V8-5.7L	345	Crew Cab Pickup; Laramie	USEP7165M	
2006	V8-5.7L	345	Crew Cab Pickup; SLT	USEP7165M	
2006	V8-5.7L	345	Crew Cab Pickup; EZB Desig.; Laramie; (34 Gallon Fuel Tank)	USEP7182M	
2006	V8-5.7L	345	Crew Cab Pickup; EZB Desig.; SLT; (34 Gallon Fuel Tank)	USEP7182M	
2006	V8-5.7L	345	Crew Cab Pickup; EZB Desig.; Sport; (34 Gallon Fuel Tank)	USEP7182M	
2006	V8-5.7L	345	Crew Cab Pickup; EZB Desig.; ST; (34 Gallon Fuel Tank)	USEP7182M	
2006	V8-5.7L	345	Crew Cab Pickup; EZB Desig.; TRX4; (34 Gallon Fuel Tank)	USEP7182M	
2006	V8-5.7L	345	Crew Cab Pickup; Laramie; (34 Gallon Fuel Tank)	USEP7182M	
2006	V8-5.7L	345	Crew Cab Pickup; SLT; (34 Gallon Fuel Tank)	USEP7182M	
2006	V8-5.7L	345	EZB Desig.; Laramie; Standard Cab Pickup	USEP7186M	
2006	V8-5.7L	345	EZB Desig.; SLT; Standard Cab Pickup	USEP7186M	
2006	V8-5.7L	345	EZB Desig.; Sport; Standard Cab Pickup	USEP7186M	

Model Years	Engine Liters	Cubic Inches	Application Description	Fuel Pump Assembly	Fuel Pump Kit
2006	V8-5.7L	345	EZB Desig.; ST; Standard Cab Pickup	USEP7186M	
2006	V8-5.7L	345	EZB Desig.; Standard Cab Pickup; TRX4	USEP7186M	
2006	V8-5.7L	345	Laramie; Standard Cab Pickup	USEP7186M	
2006	V8-5.7L	345	SLT; Standard Cab Pickup	USEP7186M	
2006	V8-5.7L	345	Crew Cab Pickup; EZB Desig.; Laramie; (26 Gallon Fuel Tank)	USEP7186M	
2006	V8-5.7L	345	Crew Cab Pickup; EZB Desig.; SLT; (26 Gallon Fuel Tank)	USEP7186M	
2006	V8-5.7L	345	Crew Cab Pickup; EZB Desig.; Sport; (26 Gallon Fuel Tank)	USEP7186M	
2006	V8-5.7L	345	Crew Cab Pickup; EZB Desig.; ST; (26 Gallon Fuel Tank)	USEP7186M	
2006	V8-5.7L	345	Crew Cab Pickup; EZB Desig.; TRX4; (26 Gallon Fuel Tank)	USEP7186M	
2006	V8-5.7L	345	Crew Cab Pickup; Laramie; (26 Gallon Fuel Tank)	USEP7186M	
2006	V8-5.7L	345	Crew Cab Pickup; SLT; (26 Gallon Fuel Tank)	USEP7186M	
2007	V8-5.7L	345	Laramie	USEP7165M	
2007	V8-5.7L	345	SLT	USEP7165M	
2007	V8-5.7L	345	EZB Desig.; Laramie; 34 Gallon Fuel Tank	USEP7182M	
2007	V8-5.7L	345	EZB Desig.; SLT	USEP7182M	
2007	V8-5.7L	345	EZB Desig.; SLT; (34 Gallon Fuel Tank)	USEP7182M	
2007	V8-5.7L	345	EZB Desig.; Sport; 34 Gallon Fuel Tank	USEP7182M	
2007	V8-5.7L	345	EZB Desig.; ST	USEP7182M	
2007	V8-5.7L	345	EZB Desig.; ST; (34 Gallon Fuel Tank)	USEP7182M	
2007	V8-5.7L	345	EZB Desig.; TRX4	USEP7182M	
2007	V8-5.7L	345	EZB Desig.; TRX4; (34 Gallon Fuel Tank)	USEP7182M	
2008-2009	V8-5.7L	345		USEP7182M	
1994	V8-5.9L	360		USEP7065M	USEP7065
1995	V8-5.9L	360		USEP7086M	USEP7094
1996-1997	V8-5.9L	360		USEP7093M	USEP7093
1998	V8-5.9L	360		USEP7138M	
1998-2001	V8-5.9L	360	FI; Laramie; (35 Gallon Fuel Tank)	USEP7111M	USEP7094
1998-2001	V8-5.9L	360	FI; Sport; (35 Gallon Fuel Tank)	USEP7111M	USEP7094
1998-2002	V8-5.9L	360	FI; ST; (35 Gallon Fuel Tank)	USEP7111M	USEP7094
1999	V8-5.9L	360	Extended Cab Pickup; Exc.35 Gallon Fuel Tank	USEP7138M	
1999	V8-5.9L	360	Standard Cab Pickup; Exc.35 Gallon Fuel Tank	USEP7138M	
2000-2001	V8-5.9L	360	26 Gallon Fuel Tank	USEP7138M	
2000-2001	V8-5.9L	360	34 Gallon Fuel Tank	USEP7138M	
2002	V8-5.9L	360	FI; SLT; (35 Gallon Fuel Tank)	USEP7111M	USEP7094
2002	V8-5.9L	360	35 Gallon Fuel Tank	USEP7160M	
2002-2003	V8-5.9L	360	26 Gallon Fuel Tank	USEP7161M	
2003	V8-5.9L	360	34 Gallon Fuel Tank	USEP7160M	
RAM 1500 VAN					
1999-2000	V6-3.9L	239	32 Gallon Fuel Tank	USEP7124M	
1999-2002	V6-3.9L	239	35 Gallon Fuel Tank	USEP7123M	USEP7094
2001-2002	V6-3.9L	239	31 Gallon Fuel Tank	USEP7124M	
2003	V6-3.9L	239		USEP7123M	USEP7094
1999-2000	V8-5.2L	318	32 Gallon Fuel Tank	USEP7124M	
1999-2002	V8-5.2L	318	35 Gallon Fuel Tank	USEP7123M	USEP7094
2001-2002	V8-5.2L	318	31 Gallon Fuel Tank	USEP7124M	
2003	V8-5.2L	318		USEP7123M	USEP7094
1999-2000	V8-5.9L	360	32 Gallon Fuel Tank	USEP7124M	
1999-2002	V8-5.9L	360	35 Gallon Fuel Tank	USEP7123M	USEP7094
2001-2002	V8-5.9L	360	31 Gallon Fuel Tank	USEP7124M	
2003	V8-5.9L	360		USEP7123M	USEP7094
RAM 2500					
1998	L6-5.9L	359	DIESEL; Turbocharged; External Pump(Transfer Pump)		USEP7153
1999	L6-5.9L	359	DIESEL; Turbocharged; External Pump(Transfer Pump)	USEP7187M	
2000-2002	L6-5.9L	359	DIESEL; Turbocharged; External Pump(Transfer Pump)		USEP7153
2001	L6-5.9L	359	DIESEL; Turbocharged; External Pump(Transfer Pump)		USEP7153
2001-2002	L6-5.9L	359	DIESEL; Turbocharged	USEP7187M	
2002	L6-5.9L	359	DIESEL; Turbocharged; External Pump(Transfer Pump)		USEP7153
2003	L6-5.9L	359	DIESEL; Turbocharged; External Pump(Transfer Pump)		USEP7230
1994	V10-8.0L	488		USEP7065M	USEP7065
1995	V10-8.0L	488		USEP7086M	USEP7094
1996-1997	V10-8.0L	488		USEP7093M	USEP7093
1998-1999	V10-8.0L	488		USEP7138M	
1998-2002	V10-8.0L	488	FI; (35 Gallon Fuel Tank)	USEP7111M	USEP7094
2000	V10-8.0L	488	26 Gallon Fuel Tank	USEP7138M	
2000-2001	V10-8.0L	488	34 Gallon Fuel Tank	USEP7138M	
2003	V10-8.0L	488	Crew Cab Pickup	USEP7158M	
2003	V10-8.0L	488	Standard Cab Pickup	USEP7158M	
1994	V8-5.2L	318		USEP7065M	USEP7065
1995	V8-5.2L	318		USEP7086M	USEP7094



FUEL PUMP APPLICATION GUIDE

USMW
Professional Series

Model Years	Engine Liters	Cubic Inches	Application Description	Fuel Pump Assembly	Fuel Pump Kit
1996	V8-5.2L	318		USEP7093M	USEP7093
2003	V8-5.7L	345	Crew Cab Pickup	USEP7158M	
2003	V8-5.7L	345	Standard Cab Pickup	USEP7158M	
2004	V8-5.7L	345		USEP7170M	
2005	V8-5.7L	345	Long bed	USEP7165M	
2005	V8-5.7L	345	Short bed	USEP7182M	
2006-2007	V8-5.7L	345	Laramie; 34 Gallon Fuel Tank	USEP7165M	
2006-2007	V8-5.7L	345	Laramie; 35 Gallon Fuel Tank	USEP7165M	
2006-2007	V8-5.7L	345	Power Wagon; 34 Gallon Fuel Tank	USEP7165M	
2006-2007	V8-5.7L	345	Power Wagon; 35 Gallon Fuel Tank	USEP7165M	
2006-2007	V8-5.7L	345	SLT; 34 Gallon Fuel Tank	USEP7165M	
2006-2007	V8-5.7L	345	SLT; 35 Gallon Fuel Tank	USEP7165M	
2006-2007	V8-5.7L	345	Sport; 34 Gallon Fuel Tank	USEP7165M	
2006-2007	V8-5.7L	345	Sport; 35 Gallon Fuel Tank	USEP7165M	
2006-2007	V8-5.7L	345	ST; 34 Gallon Fuel Tank	USEP7165M	
2006-2007	V8-5.7L	345	ST; 35 Gallon Fuel Tank	USEP7165M	
2006-2007	V8-5.7L	345	TRX4; 34 Gallon Fuel Tank	USEP7165M	
2006-2007	V8-5.7L	345	TRX4; 35 Gallon Fuel Tank	USEP7165M	
2008-2009	V8-5.7L	345		USEP7182M	
2009	V8-5.7L	345	EZC Desig.; Laramie	USEP7182M	
2009	V8-5.7L	345	EZC Desig.; Power Wagon	USEP7182M	
2009	V8-5.7L	345	EZC Desig.; SLT	USEP7182M	
2009	V8-5.7L	345	EZC Desig.; ST	USEP7182M	
2009	V8-5.7L	345	EZC Desig.; SXT	USEP7182M	
1994	V8-5.9L	360		USEP7065M	USEP7065
1995	V8-5.9L	360		USEP7086M	USEP7094
1996	V8-5.9L	360		USEP7093M	USEP7093
1996-1997	V8-5.9L	360		USEP7093M	USEP7093
1998	V8-5.9L	360	Fl; Limited; (35 Gallon Fuel Tank)	USEP7111M	USEP7094
1998	V8-5.9L	360	Fl; Lujco; (35 Gallon Fuel Tank)	USEP7111M	USEP7094
1998-1999	V8-5.9L	360		USEP7138M	
1998-2002	V8-5.9L	360	Fl; (35 Gallon Fuel Tank)	USEP7111M	USEP7094
2000	V8-5.9L	360	Custom; Fl; (35 Gallon Fuel Tank)	USEP7111M	USEP7094
2000-2001	V8-5.9L	360	26 Gallon Fuel Tank	USEP7138M	
2000-2001	V8-5.9L	360	34 Gallon Fuel Tank	USEP7138M	
2001	V8-5.9L	360	Fl; SLT; (35 Gallon Fuel Tank)	USEP7111M	USEP7094
RAM 2500 VAN					
2001	V6-3.9L	239	35 Gallon Fuel Tank	USEP7123M	USEP7094
2001	V6-3.9L	239	31 Gallon Fuel Tank	USEP7124M	
1999-2000	V8-5.2L	318	32 Gallon Fuel Tank	USEP7124M	
1999-2002	V8-5.2L	318	35 Gallon Fuel Tank	USEP7123M	USEP7094
2001-2002	V8-5.2L	318	31 Gallon Fuel Tank	USEP7124M	
2003	V8-5.2L	318		USEP7123M	USEP7094
1999-2000	V8-5.9L	360	32 Gallon Fuel Tank	USEP7124M	
1999-2002	V8-5.9L	360	35 Gallon Fuel Tank	USEP7123M	USEP7094
2001-2002	V8-5.9L	360	31 Gallon Fuel Tank	USEP7124M	
2003	V8-5.9L	360		USEP7123M	USEP7094
RAM 3500					
1998	L6-5.9L	359	DIESEL; Turbocharged; External Pump(Transfer Pump)		USEP7153
1999	L6-5.9L	359	DIESEL; Turbocharged; External Pump(Transfer Pump)	USEP7187M	
2000-2002	L6-5.9L	359	DIESEL; Turbocharged; External Pump(Transfer Pump)		USEP7153
2001-2002	L6-5.9L	359	DIESEL; Turbocharged; External Pump(Transfer Pump)		USEP7153
2001-2002	L6-5.9L	359	DIESEL; Turbocharged	USEP7187M	
2002	L6-5.9L	359	DIESEL; Turbocharged; External Pump(Transfer Pump)		USEP7153
2003	L6-5.9L	359	DIESEL; Turbocharged; External Pump(Transfer Pump)		USEP7230
1994	V10-8.0L	488		USEP7065M	USEP7065
1995	V10-8.0L	488		USEP7086M	USEP7094
1996-1997	V10-8.0L	488		USEP7093M	USEP7093
1998-1999	V10-8.0L	488		USEP7138M	
1998-2002	V10-8.0L	488	Fl; (35 Gallon Fuel Tank)	USEP7111M	USEP7094
2000	V10-8.0L	488	26 Gallon Fuel Tank	USEP7138M	
2000-2001	V10-8.0L	488	34 Gallon Fuel Tank	USEP7138M	
2003	V10-8.0L	488	Crew Cab Pickup	USEP7158M	
2003	V10-8.0L	488	Standard Cab Pickup	USEP7158M	
2003	V8-5.7L	345	Crew Cab Pickup	USEP7158M	
2003	V8-5.7L	345	Standard Cab Pickup	USEP7158M	
2004	V8-5.7L	345		USEP7170M	
2005	V8-5.7L	345	Long bed	USEP7165M	
2005	V8-5.7L	345	Short bed	USEP7182M	

Model Years	Engine Liters	Cubic Inches	Application Description	Fuel Pump Assembly	Fuel Pump Kit
2006-2007	V8-5.7L	345	Laramie; 34 Gallon Fuel Tank	USEP7182M	
2006-2007	V8-5.7L	345	Laramie; 35 Gallon Fuel Tank	USEP7182M	
2006-2007	V8-5.7L	345	SLT; 34 Gallon Fuel Tank	USEP7182M	
2006-2007	V8-5.7L	345	SLT; 35 Gallon Fuel Tank	USEP7182M	
2006-2007	V8-5.7L	345	Sport; 34 Gallon Fuel Tank	USEP7182M	
2006-2007	V8-5.7L	345	Sport; 35 Gallon Fuel Tank	USEP7182M	
2006-2007	V8-5.7L	345	ST; 34 Gallon Fuel Tank	USEP7182M	
2006-2007	V8-5.7L	345	ST; 35 Gallon Fuel Tank	USEP7182M	
2008-2009	V8-5.7L	345		USEP7182M	
2009	V8-5.7L	345	EZC Desig.; SLT; Standard Cab Pickup	USEP7182M	
2009	V8-5.7L	345	EZC Desig.; ST; Standard Cab Pickup	USEP7182M	
2009	V8-5.7L	345	EZC Desig.; SXT; Standard Cab Pickup	USEP7182M	
1998	V8-5.9L	360	Custom; FI; (35 Gallon Fuel Tank)	USEP7111M	USEP7094
1994	V8-5.9L	360		USEP7065M	USEP7065
1995	V8-5.9L	360		USEP7086M	USEP7094
1996-1997	V8-5.9L	360		USEP7093M	USEP7093
1997	V8-5.9L	360		USEP7093M	USEP7093
1998-1999	V8-5.9L	360		USEP7138M	
1998-2002	V8-5.9L	360	FI; (35 Gallon Fuel Tank)	USEP7111M	USEP7094
2000-2001	V8-5.9L	360	26 Gallon Fuel Tank	USEP7138M	
2000-2001	V8-5.9L	360	34 Gallon Fuel Tank	USEP7138M	
RAM 3500 VAN					
1999-2000	V8-5.2L	318	32 Gallon Fuel Tank	USEP7124M	
1999-2002	V8-5.2L	318	35 Gallon Fuel Tank	USEP7123M	USEP7094
2001-2002	V8-5.2L	318	31 Gallon Fuel Tank	USEP7124M	
2003	V8-5.2L	318		USEP7123M	USEP7094
1999-2000	V8-5.9L	360	32 Gallon Fuel Tank	USEP7124M	
1999-2002	V8-5.9L	360	35 Gallon Fuel Tank	USEP7123M	USEP7094
2001-2002	V8-5.9L	360	31 Gallon Fuel Tank	USEP7124M	
2003	V8-5.9L	360		USEP7123M	USEP7094
RAM 50					
1990	L4-2.4L	146	4WD; SE; 2 inch pump diameter		USEP3222
1990	L4-2.4L	146	LE; 2 inch pump diameter		USEP3222
1990	L4-2.4L	146	RWD; SE; 2 inch pump diameter		USEP3222
1990	L4-2.4L	146	SE; 2 inch pump diameter		USEP3222
1991	L4-2.4L	146	4WD; SE		USEP8229
1991	L4-2.4L	146	LE		USEP8229
1991	L4-2.4L	146	RWD; SE		USEP8229
1991	L4-2.4L	146	SE		USEP8229
1992-1993	L4-2.4L	146	4WD; w/ 105.0 In. Wheel		USEP8229
1992-1993	L4-2.4L	146	RWD; w/ 105.0 In. Wheel		USEP8229
1992-1993	L4-2.4L	146	SE		USEP8229
1992-1993	L4-2.4L	146	w/ 116.0 In. Wheel		USEP8229
1990	V6-3.0L	181	4WD; SE; 2 inch pump diameter		USEP3222
1990	V6-3.0L	181	RWD; SE; 2 inch pump diameter		USEP3222
1990	V6-3.0L	181	SE; 2 inch pump diameter		USEP3222
1991	V6-3.0L	181	4WD; SE		USEP8229
1991	V6-3.0L	181	LE		USEP8229
1991	V6-3.0L	181	RWD; SE		USEP8229
1991	V6-3.0L	181	SE		USEP8229
RAMCHARGER					
1988	V8-5.2L	318	FI		USEP7018
1989-1990	V8-5.2L	318			USEP7018
1991-1993	V8-5.2L	318		USEP7048M	USEP7048
1989-1990	V8-5.9L	360			USEP7018
1991	V8-5.9L	360		USEP7048M	USEP7048
1992-1993	V8-5.9L	360		USEP7064M	USEP7064
ROYAL MINI RAM					
1987	V6-3.0L	181	FI	USEP7074H	USEP7012
SHADOW					
1987-1988	L4-2.2L	135	Turbocharged; (Single Nipple)	USEP7071H	USEP7012
1987-1990	L4-2.2L	135		USEP7069H	USEP7000
1988-1990	L4-2.2L	135	SOLD IN MEXICO; 2BL		USEP2486
1989	L4-2.2L	135	Shelby; Turbocharged	USEP7071H	USEP7012
1990	L4-2.2L	135	Turbocharged	USEP7071H	USEP7012
1991-1992	L4-2.2L	135	America	USEP7040M	USEP7041
1991-1992	L4-2.2L	135	High Line	USEP7040M	USEP7041
1993	L4-2.2L	135	High Line	USEP7040M	USEP7041
1994	L4-2.2L	135		USEP7040M	USEP7041



FUEL PUMP APPLICATION GUIDE

USMW
Professional Series

Model Years	Engine Liters	Cubic Inches	Application Description	Fuel Pump Assembly	Fuel Pump Kit
1990	L4-2.5L	153	SOLD IN MEXICO; 2BL		USEP2486
1988	L4-2.5L	153		USEP7069H	USEP7000
1989	L4-2.5L	153	ES; Turbocharged	USEP7071H	USEP7012
1989-1990	L4-2.5L	153	ES	USEP7069H	USEP7000
1990	L4-2.5L	153	Turbocharged	USEP7071H	USEP7012
1991-1992	L4-2.5L	153	ES	USEP7040M	USEP7041
1991-1992	L4-2.5L	153	ES; Turbocharged	USEP7040M	USEP7041
1991-1992	L4-2.5L	153	High Line	USEP7040M	USEP7041
1991-1992	L4-2.5L	153	High Line; Turbocharged	USEP7040M	USEP7041
1992	L4-2.5L	153	America	USEP7040M	USEP7041
1993	L4-2.5L	153	High Line	USEP7040M	USEP7041
1993-1994	L4-2.5L	153	SOLD IN MEXICO; MFI Turbo	USEP7040M	USEP7041
1993-1994	L4-2.5L	153	ES	USEP7040M	USEP7041
1994	L4-2.5L	153		USEP7040M	USEP7041
1992	V6-3.0L	181	ES	USEP7040M	USEP7041
1993	V6-3.0L	181	High Line	USEP7040M	USEP7041
1993-1994	V6-3.0L	181	ES	USEP7040M	USEP7041
SPIRIT					
1991	L4-2.2L	135	R/T; Turbocharged		USEP7040
1992	L4-2.2L	135	R/T; Turbocharged	USEP7040M	USEP7041
1993-1995	L4-2.2L	135	SOLD IN MEXICO; FI Turbo	USEP7040M	USEP7041
1995	L4-2.5L	153	SOLD IN MEXICO; MFI Turbo	USEP7040M	USEP7041
1989-1990	L4-2.5L	153	LE	USEP7069H	USEP7000
1989-1990	L4-2.5L	153		USEP7069H	USEP7000
1989-1990	L4-2.5L	153	ES; Turbocharged	USEP7071H	USEP7012
1989-1990	L4-2.5L	153	LE; Turbocharged	USEP7071H	USEP7012
1989-1990	L4-2.5L	153	Turbocharged	USEP7071H	USEP7012
1991	L4-2.5L	153	ES; Turbocharged		USEP7040
1991	L4-2.5L	153	LE		USEP7040
1991	L4-2.5L	153	LE; Turbocharged		USEP7040
1991	L4-2.5L	153			USEP7040
1991-1992	L4-2.5L	153	ES; Turbocharged	USEP7040M	USEP7041
1991-1992	L4-2.5L	153	LE	USEP7040M	USEP7041
1991-1992	L4-2.5L	153	LE; Turbocharged	USEP7040M	USEP7041
1991-1992	L4-2.5L	153		USEP7040M	USEP7041
1993	L4-2.5L	153	ES	USEP7040M	USEP7041
1993	L4-2.5L	153	High Line	USEP7040M	USEP7041
1993	L4-2.5L	153	FLEX; High Line	USEP7056M	USEP7041
1993-1994	L4-2.5L	153	SOLD IN MEXICO; Optional.; MFI Turbo	USEP7071H	USEP7012
1994	L4-2.5L	153		USEP7040M	USEP7041
1994	L4-2.5L	153	FLEX	USEP7056M	USEP7041
1995	L4-2.5L	153		USEP7040M	USEP7041
1989-1990	V6-3.0L	181	ES	USEP7071H	USEP7012
1990	V6-3.0L	181	LE	USEP7071H	USEP7012
1990	V6-3.0L	181		USEP7071H	USEP7012
1991	V6-3.0L	181	ES		USEP7040
1991	V6-3.0L	181	LE		USEP7040
1991	V6-3.0L	181			USEP7040
1991-1992	V6-3.0L	181	ES	USEP7040M	USEP7041
1991-1992	V6-3.0L	181	LE	USEP7040M	USEP7041
1991-1992	V6-3.0L	181		USEP7040M	USEP7041
1993	V6-3.0L	181	ES	USEP7040M	USEP7041
1993	V6-3.0L	181	High Line	USEP7040M	USEP7041
1994	V6-3.0L	181		USEP7040M	USEP7041
1995	V6-3.0L	181		USEP7040M	USEP7041
SPRINTER 2500					
2003	L5-2.7L	165	w/Heater Booster	USEP7202M	
2003	L5-2.7L	165	wo/Heater Booster	USEP7202M	
2004-2006	L5-2.7L	165	w/Heater Booster	USEP7202M	
2004-2006	L5-2.7L	165	wo/Heater Booster	USEP7202M	
SPRINTER 3500					
2003	L5-2.7L	165	w/Heater Booster	USEP7202M	
2003	L5-2.7L	165	wo/Heater Booster	USEP7202M	
2004-2006	L5-2.7L	165	w/Heater Booster	USEP7202M	
2004-2006	L5-2.7L	165	wo/Heater Booster	USEP7202M	
STEALTH					
1991-1992	V6-3.0L	181	6G72-T Desig.; R/T Turbo; Turbocharged		USEP8119
1991-1992	V6-3.0L	181	ES		USEP8229
1991-1992	V6-3.0L	181	R/T		USEP8229

Model Years	Engine Liters	Cubic Inches	Application Description	Fuel Pump Assembly	Fuel Pump Kit
1991-1992	V6-3.0L	181			USEP8229
1993	V6-3.0L	181	ES		USEP8229
1993-1996	V6-3.0L	181	R/T Turbo; Turbocharged		USEP8119
1993-1996	V6-3.0L	181	R/T		USEP8229
1993-1996	V6-3.0L	181			USEP8229
STRATUS					
2005	L4-2.0L	122	SOLD IN MEXICO; MFI DOHC	USEP7167M	
2006	L4-2.0L	122	SOLD IN MEXICO; MFI DOHC		USEP8455
1995-1997	L4-2.0L	122	ECB Desig.	USEP7089M	USEP7041
1995-1997	L4-2.0L	122	ECB Desig.; ES	USEP7089M	USEP7041
1998	L4-2.0L	122	ECB Desig.	USEP7113M	USEP7041
1999-2000	L4-2.0L	122		USEP7113M	USEP7041
2001-2006	L4-2.0L	122	SOLD IN MEXICO; MFI DOHC		USEP8455
1995	L4-2.4L	148	ES	USEP7089M	USEP7041
1995-1997	L4-2.4L	148	EDZ Desig.	USEP7089M	USEP7041
1996-1997	L4-2.4L	148	EDZ Desig.; ES	USEP7089M	USEP7041
1998	L4-2.4L	148	EDZ Desig.	USEP7113M	USEP7041
1998	L4-2.4L	148	EDZ Desig.; ES	USEP7113M	USEP7041
1998-2000	L4-2.4L	148	SOLD IN MEXICO; Turbo	USEP7089M	USEP7041
1999-2000	L4-2.4L	148		USEP7113M	USEP7041
2001	L4-2.4L	148	SE	USEP7141M	USEP7041
2001-2002	L4-2.4L	146	SE		USEP8455
2001-2006	L4-2.4L	148	SOLD IN MEXICO; Turbo DOHC		USEP8455
2002	L4-2.4L	148	SE Plus	USEP7141M	USEP7041
2003-2005	L4-2.4L	146	SXT		USEP8455
2003-2006	L4-2.4L	148	SXT	USEP7167M	
2004-2005	L4-2.4L	148	SXT	USEP7167M	
1995-1997	V6-2.5L	152	EEB Desig.; ES	USEP7089M	USEP7041
1998	V6-2.5L	152	EEB Desig.; ES	USEP7113M	USEP7041
1999-2000	V6-2.5L	152		USEP7113M	USEP7041
2001	V6-2.7L	167	SE	USEP7141M	USEP7041
2002	V6-2.7L	167	R/T	USEP7141M	USEP7041
2002	V6-2.7L	167	SE Plus	USEP7141M	USEP7041
2003,2006	V6-2.7L	167	SXT	USEP7167M	
2003-2004	V6-2.7L	167	ES; FLEX	USEP7169M	
2004	V6-2.7L	167	ES	USEP7167M	
2004-2006	V6-2.7L	167	R/T	USEP7167M	
2005-2006	V6-2.7L	167	FLEX; SXT	USEP7169M	
2001-2002	V6-3.0L	181	SE		USEP8456
2002	V6-3.0L	181	R/T		USEP8456
2003-2005	V6-3.0L	181	R/T		USEP8456
VERNA					
2004-2006	L4-1.5L	92	SOLD IN MEXICO; FI SOHC		USEP8229
2004-2006	L4-1.6L	97	SOLD IN MEXICO; MFI DOHC		USEP8229
VIPER					
1992-1995	V10-8.0L	488			USEP8151
1996	V10-8.0L	488	GTS		USEP8151
1996	V10-8.0L	488			USEP8151
W100					
1989	V6-3.9L	239			USEP7018
1988	V8-5.2L	318	FI		USEP7018
1989	V8-5.2L	318			USEP7018
W150					
1989	V6-3.9L	239			USEP7018
1990	V6-3.9L	239	S		USEP7018
1990	V6-3.9L	239			USEP7018
1991	V6-3.9L	239	S	USEP7047M	USEP7047
1991	V6-3.9L	239		USEP7047M	USEP7047
1992-1993	V6-3.9L	239		USEP7047M	USEP7047
1988	V8-5.2L	318	FI		USEP7018
1989	V8-5.2L	318			USEP7018
1990	V8-5.2L	318	S		USEP7018
1990	V8-5.2L	318			USEP7018
1991	V8-5.2L	318	S	USEP7047M	USEP7047
1991	V8-5.2L	318		USEP7047M	USEP7047
1992-1993	V8-5.2L	318		USEP7047M	USEP7047
1989	V8-5.9L	360			USEP7018
1990	V8-5.9L	360			USEP7018
1991	V8-5.9L	360	S	USEP7047M	USEP7047



FUEL PUMP APPLICATION GUIDE

USMW
Professional Series

Model Years	Engine Liters	Cubic Inches	Application Description	Fuel Pump Assembly	Fuel Pump Kit
1991	V8-5.9L	360		USEP7047M	USEP7047
1993	V8-5.9L	360		USEP7047M	USEP7047
W250					
1988	V8-5.2L	318	FI		USEP7018
1989-1990	V8-5.2L	318			USEP7018
1991-1993	V8-5.2L	318		USEP7047M	USEP7047
1989-1990	V8-5.9L	360			USEP7018
1991,1993	V8-5.9L	360		USEP7047M	USEP7047
1991-1993	V8-5.9L	360		USEP7047M	USEP7047
W350					
1989-1990	V8-5.9L	360			USEP7018
1991-1993	V8-5.9L	360		USEP7047M	USEP7047
DODGE TRUCK					
D100 1/2 TON P/U 2WD					
1970-1974	V6-3.7L	225	SOLD IN MEXICO; 2BL		USEP8004
D150 1/2 TON P/U 2WD					
1980	V6-3.7L	225	SOLD IN MEXICO; 2BL		USEP8004
D300 1 TON P/U 2WD					
1979	V6-3.7L	225	SOLD IN MEXICO; 2BL		USEP8004
1967-1979	V6-3.7L	225	SOLD IN MEXICO; 1BL		USEP8004
D350 1 TON P/U 2WD					
1980	V6-3.7L	225	SOLD IN MEXICO; 1BL		USEP8004
1980	V6-3.7L	225	SOLD IN MEXICO; 2BL		USEP8004
1981-1987	V6-3.7L	225	SOLD IN MEXICO; 1BL		USEP8004
DURANGO 2WD					
2012	V6-3.6L	220	SOLD IN MEXICO; FI DOHC	USEP7234M	
H-100					
2003-2005	L4-2.4L	144	SOLD IN MEXICO; FI		USEP8335
JOURNEY R/T					
2011	V6-3.6L	220	SOLD IN MEXICO; FI DOHC		USEP2518
JOURNEY R/T 2WD					
2013	V6-3.6L	220	SOLD IN MEXICO; FI		USEP2518
2012-2014	V6-3.6L	220	SOLD IN MEXICO; FI DOHC		USEP2518
JOURNEY SE					
2011	L4-2.4L	144	SOLD IN MEXICO; SFI DOHC		USEP2518
JOURNEY SXT					
2011	L4-2.4L	144	SOLD IN MEXICO; SFI DOHC		USEP2518
2011	V6-3.6L	220	SOLD IN MEXICO; FI DOHC		USEP2518
JOURNEY SXT 2WD					
2012	V6-3.6L	220	SOLD IN MEXICO; FI DOHC		USEP2518
MICROBUS					
1992-1997	V8-5.9L	360	SOLD IN MEXICO; MFI	USEP7064M	USEP7047
RAM 2500 3/4 TON 2WD					
2007	V8-4.7L	287	SOLD IN MEXICO; Engine VIN code "P"; SFI	USEP7180M	
2003-2006	V8-4.7L	287	SOLD IN MEXICO; SFI	USEP7160M	
2007-2009	V8-4.7L	287	SOLD IN MEXICO; Engine VIN code "N"; SFI	USEP7182M	USEP7182
1998-2001	V8-5.2L	318	SOLD IN MEXICO; MFI		USEP7094
1998-2001	V8-5.2L	318	SOLD IN MEXICO; 35 gallon tank.; MFI	USEP7111M	
RAM 2500 3/4 TON 4WD					
2003	V8-4.7L	287	SOLD IN MEXICO; SFI	USEP7160M	
2004-2006	V8-4.7L	287	SOLD IN MEXICO; Regular cab; SFI	USEP7165M	
2005-2008	V8-4.7L	287	SOLD IN MEXICO; Regular cab with long bed; 35 gallon tank.; SFI		USEP7182
2007-2008	V8-4.7L	287	SOLD IN MEXICO; SFI	USEP7182M	
1998-2001	V8-5.2L	318	SOLD IN MEXICO; MFI		USEP7094
1998-2001	V8-5.2L	318	SOLD IN MEXICO; 35 gallon tank.; MFI	USEP7111M	
RAM 3500 1 TON 2WD					
1994	V8-5.2L	318	SOLD IN MEXICO; MFI		USEP7047
RAM 3500 1 TON 4WD					
1994	V8-5.2L	318	SOLD IN MEXICO; MFI		USEP7047
RAMCHARGER					
1999-2001	V8-5.2L	318	SOLD IN MEXICO; MFI		USEP7094
1999-2001	V8-5.2L	318	SOLD IN MEXICO; With 35 gallon tank; MFI	USEP7111M	
1999-2001	V8-5.2L	318	SOLD IN MEXICO; With 26 or 34 gallon tank; MFI	USEP7138M	
1997	V8-5.9L	360	SOLD IN MEXICO; MFI	USEP7093M	
1995-1996	V8-5.9L	360	SOLD IN MEXICO; MFI	USEP7064M	USEP7047
1997-2000	V8-5.9L	360	SOLD IN MEXICO; MFI		USEP7094

Model Years	Engine Liters	Cubic Inches	Application Description	Fuel Pump Assembly	Fuel Pump Kit
1998-2000	V8-5.9L	360	SOLD IN MEXICO; With 35 gallon tank; MFI	USEP7111M	
1998-2000	V8-5.9L	360	SOLD IN MEXICO; With 26 or 34 gallon tank; MFI	USEP7138M	
RAMCHARGER 2WD					
1994	V8-5.9L	360	SOLD IN MEXICO; MFI	USEP7064M	USEP7047
RAMCHARGER 4WD					
1994	V8-5.9L	360	SOLD IN MEXICO; MFI	USEP7064M	USEP7047
W250 3/4 TON P/U 4WD					
1985-1987	V6-3.7L	225	SOLD IN MEXICO; 1BL		USEP8004
EAGLE					
PREMIER					
1988	L4-2.5L	150	LX		USEP7020
1989	L4-2.5L	150	LX		USEP7020
1988	V6-3.0L	182	ES		USEP7020
1988	V6-3.0L	182	LX		USEP7020
1989	V6-3.0L	182	ES		USEP7020
1989	V6-3.0L	182	LX		USEP7020
1990	V6-3.0L	182	ES		USEP7020
1990	V6-3.0L	182	ES Limited		USEP7020
1990	V6-3.0L	182	LX		USEP7020
SUMMIT					
1989-1990	L4-1.5L	90	DL		USEP8023
1989-1990	L4-1.5L	90	LX		USEP8023
1991	L4-1.5L	90	ES		USEP8229
1991	L4-1.5L	90			USEP8229
1992	L4-1.5L	90			USEP8229
1992-1994	L4-1.5L	90	ES		USEP8229
1993-1996	L4-1.5L	90	DL		USEP8229
1995-1996	L4-1.5L	90	ESi		USEP8229
1989-1990	L4-1.6L	98	LX		USEP8023
1992	L4-1.8L	112	4WD	USEP7067S	USEP8229
1992	L4-1.8L	112	DL		USEP8229
1992	L4-1.8L	112	FWD		USEP8229
1992	L4-1.8L	112	LX		USEP8229
1993	L4-1.8L	112		USEP7067S	USEP8229
1993-1994	L4-1.8L	112	Coupe; ES		USEP8229
1993-1994	L4-1.8L	112	DL; Sedan		USEP8229
1993-1994	L4-1.8L	112	ES; Sedan		USEP8229
1993-1996	L4-1.8L	112	Coupe; DL		USEP8229
1993-1996	L4-1.8L	112	DL		USEP8229
1994-1995	L4-1.8L	112	Coupe; ESi		USEP8229
1994-1995	L4-1.8L	112	ESi; Sedan		USEP8229
1994-1996	L4-1.8L	112	LX		USEP8229
1994-1996	L4-1.8L	112	LX; Sedan		USEP8229
1995	L4-1.8L	112	Coupe; LX		USEP8229
1992	L4-2.4L	146	4WD	USEP7067S	USEP8229
1992	L4-2.4L	146	DL		USEP8229
1992	L4-2.4L	146	FWD		USEP8229
1992	L4-2.4L	146	LX		USEP8229
1993	L4-2.4L	146		USEP7067S	USEP8229
1993-1994	L4-2.4L	146	DL		USEP8229
1993-1994	L4-2.4L	146	LX		USEP8229
1993-1996	L4-2.4L	146			USEP8229
1995-1996	L4-2.4L	146	DL; Calif		USEP8229
1995-1996	L4-2.4L	146	DL; Exc.Calif		USEP8229
1995-1996	L4-2.4L	146	LX; Calif		USEP8229
1995-1996	L4-2.4L	146	LX; Exc.Calif		USEP8229
TALON					
1993-1994	L4-1.8L	107	DL		USEP8229
1990-1991	L4-2.0L	122	AWD; TSi; Turbocharged		USEP8023
1990-1991	L4-2.0L	122	FWD; TSi; Turbocharged		USEP8023
1990-1991	L4-2.0L	122			USEP8023
1992	L4-2.0L	122	AWD; TSi; Turbocharged		USEP8023
1992	L4-2.0L	122	FWD; TSi; Turbocharged		USEP8023
1992	L4-2.0L	122			USEP8229
1993	L4-2.0L	122	ES; Exc.Calif		USEP8229
1993-1994	L4-2.0L	122	AWD; EBG Desig.; TSi; Turbocharged		USEP8023
1993-1994	L4-2.0L	122	EBG Desig.; FWD; TSi; Turbocharged		USEP8023
1994	L4-2.0L	122	ES		USEP8229

APPLICATIONS



FUEL PUMP APPLICATION GUIDE

USMW
Professional Series

Model Years	Engine Liters	Cubic Inches	Application Description	Fuel Pump Assembly	Fuel Pump Kit
1995	L4-2.0L	122	ESi	USEP7081H	USEP8229
1995-1997	L4-2.0L	122	AWD; EBG Desig.; TSi; Turbocharged	USEP7080S	USEP8271
1995-1997	L4-2.0L	122	EBG Desig.; FWD; TSi; Turbocharged	USEP7082H	USEP8271
1996-1997	L4-2.0L	122	ECF Desig.	USEP7081H	USEP8229
1996-1998	L4-2.0L	122	ECF Desig.; ESi	USEP7081H	USEP8229
1998	L4-2.0L	122		USEP7081H	USEP8229
1998	L4-2.0L	122	TSi; Turbocharged		USEP8271
VISION					
1993-1995	V6-3.3L	201	ESi	USEP7054M	USEP7054
1996-1997	V6-3.3L	201	ESi	USEP7101M	USEP7093
1993-1995	V6-3.5L	215	TSi	USEP7054M	USEP7054
1995	V6-3.5L	215	ESi	USEP7054M	USEP7054
1996-1997	V6-3.5L	215	ESi	USEP7101M	USEP7093
1996-1997	V6-3.5L	215	TSi	USEP7101M	USEP7093
FIAT					
GRANDE PUNTO					
2008	L4-1.4L	83	SOLD IN MEXICO; Turbo DOHC		USEP12027
2007-2008	L4-1.4L	83	SOLD IN MEXICO; SFI DOHC		USEP12027
IDEA ADVENTURE					
2008	L4-1.8L	110	SOLD IN MEXICO; SFI SOHC		USEP12027
PALIO					
2004-2005	L4-1.6L	98	SOLD IN MEXICO; MFI		USEP2030
2005	L4-1.8L	110	SOLD IN MEXICO; MFI DOHC		USEP2030
2006-2008	L4-1.8L	110	SOLD IN MEXICO; SFI SOHC		USEP2030
PANDA 2WD					
2007-2008	L4-1.2L	76	SOLD IN MEXICO; FI SOHC		USEP12027
PANDA 4WD					
2007	L4-1.2L	76	SOLD IN MEXICO; FI SOHC		USEP12027
FIAT TRUCK					
STRADA ADVENTURE					
2007-2008	L4-1.8L	110	SOLD IN MEXICO; SFI SOHC		USEP2030
FORD					
AEROSTAR					
1986	L4-2.3L	140	Fi; External Pump		USEP2000
1986	L4-2.3L	140	Fi; From 02/86	USEP2080S	USEP2002
1986	L4-2.3L	140	Fi; To 02/86 (Analog Instrument Cluster) (2-Gauge)		USEP2035
1986	L4-2.3L	140	Fi; To 02/86 (Analog Instrument Cluster) (4-Gauge)		USEP2035
1986	L4-2.3L	140	Fi; To 02/86 (Digital Instrument Cluster)		USEP2035
1987	L4-2.3L	140	External Pump		USEP2000
1987	L4-2.3L	140		USEP2080S	USEP2002
1986	V6-3.0L	182	Fi	USEP2080S	USEP2002
1987	V6-3.0L	182		USEP2080S	USEP2002
1988	V6-3.0L	182		USEP2080S	USEP2002
1989	V6-3.0L	182	17 Gallon Fuel Tank	USEP2080S	USEP2002
1989-1991	V6-3.0L	182	Eddie Bauer	USEP2107S	
1989-1994	V6-3.0L	182	XL	USEP2107S	
1989-1994	V6-3.0L	182	XL Plus	USEP2107S	
1989-1997	V6-3.0L	182	XLT	USEP2107S	
1989-1997	V6-3.0L	182	XLT Plus	USEP2107S	
1989-1997	V6-3.0L	182		USEP2107S	
1990	V6-3.0L	182			USEP2001
1991-1993	V6-3.0L	182			USEP2001
1991-1994	V6-3.0L	182	XL Sport	USEP2107S	
1991-1997	V6-3.0L	182	XLT Sport	USEP2107S	
1996-1997	V6-3.0L	182			USEP2001
1990	V6-4.0L	245			USEP2001
1990-1994	V6-4.0L	245	Eddie Bauer	USEP2107S	
1990-1994	V6-4.0L	245	Eddie Bauer 4WD	USEP2107S	
1990-1994	V6-4.0L	245	Eddie Bauer E4WD	USEP2107S	
1990-1994	V6-4.0L	245	XL	USEP2107S	
1990-1994	V6-4.0L	245	XL 4WD	USEP2107S	
1990-1994	V6-4.0L	245	XL E4WD	USEP2107S	
1990-1994	V6-4.0L	245	XL Plus	USEP2107S	
1990-1994	V6-4.0L	245	XL Plus 4WD	USEP2107S	
1990-1994	V6-4.0L	245	XL Plus E4WD	USEP2107S	
1990-1995	V6-4.0L	245	4WD	USEP2107S	
1990-1997	V6-4.0L	245	XLT	USEP2107S	

Model Years	Engine Liters	Cubic Inches	Application Description	Fuel Pump Assembly	Fuel Pump Kit
1990-1997	V6-4.0L	245	XLT 4WD	USEP2107S	
1990-1997	V6-4.0L	245	XLT E4WD	USEP2107S	
1990-1997	V6-4.0L	245	XLT Plus	USEP2107S	
1990-1997	V6-4.0L	245	XLT Plus 4WD	USEP2107S	
1990-1997	V6-4.0L	245	XLT Plus E4WD	USEP2107S	
1990-1997	V6-4.0L	245		USEP2107S	
1991-1993	V6-4.0L	245			USEP2001
1991-1994	V6-4.0L	245	XL Sport	USEP2107S	
1991-1997	V6-4.0L	245	XLT Sport	USEP2107S	
1996-1997	V6-4.0L	245			USEP2001
ASPIRE					
1994-1995	L4-1.3L	79	5 Dr.;	USEP2074H	USEP2111
1994-1995	L4-1.3L	79	3 Dr.;	USEP2075H	USEP2111
1994-1995	L4-1.3L	79	SE	USEP2075H	USEP2111
1996-1997	L4-1.3L	79	5 Dr.	USEP2074H	USEP2111
1996-1997	L4-1.3L	79	3 Dr.	USEP2075H	USEP2111
BRONCO					
1987	L6-4.9L	300	FI; External Pump		USEP2000
1987	L6-4.9L	300	FI	USEP2141S	USEP2484
1988-1989	L6-4.9L	300	External Pump		USEP2000
1988-1989	L6-4.9L	300		USEP2141S	USEP2484
1990-1992	L6-4.9L	300		USEP2059MN	USEP2059
1985-1986	V8-5.0L	302	FI	USEP2090S	USEP2484
1985-1987	V8-5.0L	302	FI; External Pump		USEP2000
1985-1987	V8-5.0L	302	FI	USEP2090S	USEP2484
1987	V8-5.0L	302	FI	USEP2141S	USEP2484
1988-1989	V8-5.0L	302	External Pump		USEP2000
1988-1989	V8-5.0L	302		USEP2141S	USEP2484
1990-1996	V8-5.0L	302		USEP2059MN	USEP2059
1988-1989	V8-5.8L	351	External Pump		USEP2000
1988-1989	V8-5.8L	351		USEP2141S	USEP2484
1990-1996	V8-5.8L	351		USEP2059MN	USEP2059
BRONCO II					
1986-1988	V6-2.9L	177		USEP2097S	USEP2036
1986-1989	V6-2.9L	177	External Pump		USEP2000
1989-1990	V6-2.9L	177		USEP2059MN	USEP2059
CONTOUR					
1995	L4-2.0L	121	GL Sport	USEP2117S	USEP2068
1995	L4-2.0L	121	LX Sport	USEP2117S	USEP2068
1996	L4-2.0L	121	BI-FUEL; GL	USEP2117S	USEP2068
1996	L4-2.0L	121	BI-FUEL; Sport	USEP2117S	USEP2068
1996	L4-2.0L	121	GL	USEP2117S	USEP2068
1996	L4-2.0L	121	LX	USEP2117S	USEP2068
1996	L4-2.0L	121	Sport	USEP2117S	USEP2068
1997	L4-2.0L	121	BI-FUEL; GL; Exc.Fuel Tank Concern	USEP2188S	USEP2373
1997	L4-2.0L	121	Exc.Fuel Tank Concern	USEP2188S	USEP2373
1997	L4-2.0L	121	GL; Exc.Fuel Tank Concern	USEP2188S	USEP2373
1997	L4-2.0L	121	LX; Exc.Fuel Tank Concern	USEP2188S	USEP2373
1997-1998	L4-2.0L	121	BI-FUEL; GL; Fuel Tank Concern	USEP2188S	USEP2373
1997-1998	L4-2.0L	121	Fuel Tank Concern	USEP2188S	USEP2373
1997-1998	L4-2.0L	121	GL; Fuel Tank Concern	USEP2188S	USEP2373
1997-1998	L4-2.0L	121	LX; Fuel Tank Concern	USEP2188S	USEP2373
1998	L4-2.0L	121	BI-FUEL; GL; Exc.Fuel Tank Concern (To 02/09/98)	USEP2188S	USEP2372
1998	L4-2.0L	121	BI-FUEL; LX; To 02/09/98	USEP2188S	USEP2372
1998	L4-2.0L	121	BI-FUEL; SE; To 02/09/98	USEP2188S	USEP2372
1998	L4-2.0L	121	BI-FUEL; GL; Exc.Fuel Tank Concern (From 02/09/98)	USEP2227S	USEP2372
1998	L4-2.0L	121	BI-FUEL; LX; From 02/09/98	USEP2227S	USEP2372
1998	L4-2.0L	121	BI-FUEL; SE; From 02/09/98	USEP2227S	USEP2372
1998	L4-2.0L	121	Exc.Fuel Tank Concern (To 02/09/98)	USEP2188S	USEP2373
1998	L4-2.0L	121	GL; Exc.Fuel Tank Concern (To 02/09/98)	USEP2188S	USEP2373
1998	L4-2.0L	121	LX; Exc.Fuel Tank Concern (To 02/09/98)	USEP2188S	USEP2373
1998	L4-2.0L	121	Exc.Fuel Tank Concern (From 02/09/98)	USEP2227S	USEP2373
1998	L4-2.0L	121	GL; Exc.Fuel Tank Concern (From 02/09/98)	USEP2227S	USEP2373
1998	L4-2.0L	121	LX; Exc.Fuel Tank Concern (From 02/09/98)	USEP2227S	USEP2373
1999	L4-2.0L	121	BI-FUEL; SE; From 05/03/99	USEP2227S	USEP2372
1999	L4-2.0L	121	BI-FUEL; SE; To 05/03/99	USEP2227S	USEP2372
1999	L4-2.0L	121	SE; From 05/03/99	USEP2227S	USEP2372
1999	L4-2.0L	121	SE; To 05/03/99	USEP2227S	USEP2372
1995	V6-2.5L	155	GL Sport	USEP2117S	USEP2068

APPLICATIONS



FUEL PUMP APPLICATION GUIDE

USMW
Professional Series

Model Years	Engine Liters	Cubic Inches	Application Description	Fuel Pump Assembly	Fuel Pump Kit
1995	V6-2.5L	155	LX Sport	USEP2117S	USEP2068
1995	V6-2.5L	155	SE	USEP2117S	USEP2068
1996	V6-2.5L	155	GL	USEP2117S	USEP2068
1996	V6-2.5L	155	LX	USEP2117S	USEP2068
1996	V6-2.5L	155	SE	USEP2117S	USEP2068
1996	V6-2.5L	155	Sport	USEP2117S	USEP2068
1997	V6-2.5L	155	GL; Exc.Fuel Tank Concern	USEP2188S	USEP2373
1997	V6-2.5L	155	LX; Exc.Fuel Tank Concern	USEP2188S	USEP2373
1997	V6-2.5L	155	SE; Exc.Fuel Tank Concern	USEP2188S	USEP2373
1997	V6-2.5L	155	Sport; Exc.Fuel Tank Concern	USEP2188S	USEP2373
1997	V6-2.5L	155	Sport; Fuel Tank Concern	USEP2188S	USEP2373
1997	V6-2.5L	155	Sold in Mexico	USEP2188S	USEP2373
1997-1998	V6-2.5L	155	GL; Fuel Tank Concern	USEP2188S	USEP2373
1997-1998	V6-2.5L	155	LX; Fuel Tank Concern	USEP2188S	USEP2373
1997-1998	V6-2.5L	155	SE; Fuel Tank Concern	USEP2188S	USEP2373
1997-1999	V6-2.5L	155	Sold in Mexico		USEP2226
1998	V6-2.5L	155	SVT; Fuel Tank Concern	USEP2188S	USEP2373
1999	V6-2.5L	155	SE; From 05/03/99	USEP2227S	USEP2372
1999	V6-2.5L	155	SE; To 05/03/99	USEP2227S	USEP2372
1999	V6-2.5L	155	SVT; From 05/03/99	USEP2227S	USEP2372
1999	V6-2.5L	155	SVT; To 05/03/99	USEP2227S	USEP2372
COUGAR					
1989	V6-3.8L	232	SOLD IN MEXICO; 2BL		USEP2044
1985-1988	V6-3.8L	232	SOLD IN MEXICO; 2BL		USEP2001
1989-1996	V6-3.8L	232	SOLD IN MEXICO; FI		USEP2044
1991-1994	V8-4.9L	299	SOLD IN MEXICO; FI	USEP2098S	
1991-1996	V8-4.9L	299	SOLD IN MEXICO; FI		USEP2044
COUNTRY SQUIRE					
1987-1991	V8-5.0L	302	LX	USEP2087H	USEP2182
1987-1991	V8-5.0L	302		USEP2087H	USEP2182
COURIER					
1975-1979	L4-1.8L	110	In-Line		USEP8016SP
1979-1982	L4-2.0L	122	In-Line		USEP8016SP
1977-1982	L4-2.3L	140	In-Line		USEP8016SP
CROWN VICTORIA					
1992	V8-4.6L	281	LX	USEP2121H	USEP2044
1992	V8-4.6L	281	S	USEP2121H	USEP2044
1992	V8-4.6L	281	Touring Sedan	USEP2121H	USEP2044
1992	V8-4.6L	281		USEP2121H	USEP2044
1993-1994	V8-4.6L	281	LX	USEP2122H	USEP2068
1993-1994	V8-4.6L	281	Police Interceptor	USEP2122H	USEP2068
1993-1994	V8-4.6L	281	S	USEP2122H	USEP2068
1993-1994	V8-4.6L	281		USEP2122H	USEP2068
1995	V8-4.6L	281	LX	USEP2113H	USEP2378
1995	V8-4.6L	281	Police Interceptor	USEP2113H	USEP2378
1995	V8-4.6L	281	S	USEP2113H	USEP2378
1995	V8-4.6L	281		USEP2113H	USEP2378
1996	V8-4.6L	281	LX	USEP2113H	USEP2378
1996	V8-4.6L	281	Police Interceptor	USEP2113H	USEP2378
1996	V8-4.6L	281	S	USEP2113H	USEP2378
1996	V8-4.6L	281		USEP2113H	USEP2378
1997	V8-4.6L	281	LX	USEP2222S	USEP2375
1997	V8-4.6L	281	Police Interceptor	USEP2222S	USEP2375
1997	V8-4.6L	281	S	USEP2222S	USEP2375
1997	V8-4.6L	281		USEP2222S	USEP2375
1998	V8-4.6L	281	LX	USEP2272S	USEP2374
1998	V8-4.6L	281	Police Interceptor	USEP2272S	USEP2374
1998	V8-4.6L	281	S	USEP2272S	USEP2374
1998	V8-4.6L	281		USEP2272S	USEP2374
1999-2000	V8-4.6L	281		USEP2272S	USEP2374
2003	V8-4.6L	281		USEP2336S	USEP2337
2005	V8-4.6L	281		USEP2449S	USEP2337
2006	V8-4.6L	281	LX Sport	USEP2449S	USEP2337
2006-2008	V8-4.6L	281	FLEX	USEP2449S	USEP2337
2006-2008	V8-4.6L	281	FLEX; LX	USEP2449S	USEP2337
2006-2008	V8-4.6L	281	LX	USEP2449S	USEP2337
2006-2008	V8-4.6L	281	Police Interceptor	USEP2449S	USEP2337
2006-2008	V8-4.6L	281		USEP2449S	USEP2337
2008	V8-4.6L	281	FLEX; Police Interceptor	USEP2449S	USEP2337

Model Years	Engine Liters	Cubic Inches	Application Description	Fuel Pump Assembly	Fuel Pump Kit
E-150					
2006	V8-4.6L	281	Chateau; (w/Secondary Fuel Ports); Midship Fuel Tank	USEP2364S	USEP2377
2006	V8-4.6L	281	w/Secondary Fuel Ports; Midship Fuel Tank	USEP2364S	USEP2377
2006	V8-4.6L	281	Aft Axle Fuel Tank	USEP2437S	USEP2377
2006	V8-4.6L	281	Chateau; Aft Axle Fuel Tank	USEP2437S	USEP2377
2006	V8-4.6L	281	Chateau; (wo/Secondary Fuel Ports); Midship Fuel Tank	USEP2365S	USEP2515
2006	V8-4.6L	281	(wo/Secondary Fuel Ports); Midship Fuel Tank	USEP2365S	USEP2515
2007	V8-4.6L	281	Chateau; (Secondary Fuel Ports)	USEP2364S	USEP2377
2007	V8-4.6L	281	Chateau; (Exc.Secondary Fuel Ports)	USEP2365S	USEP2515
2007-2008	V8-4.6L	281	Secondary Fuel Ports	USEP2364S	USEP2377
2007-2008	V8-4.6L	281	Exc.Secondary Fuel Ports	USEP2365S	USEP2515
2006	V8-5.4L	330	w/Secondary Fuel Ports; Exc.Extended Range Fuel Tank (Midship Fuel Tank)	USEP2364S	USEP2377
2006	V8-5.4L	330	Chateau; (w/Secondary Fuel Ports); Exc.Extended Range Fuel Tank (Midship Fuel Tank)	USEP2364S	USEP2377
2006	V8-5.4L	330	(wo/Secondary Fuel Ports); Exc.Extended Range Fuel Tank (Midship Fuel Tank)	USEP2365S	USEP2515
2006	V8-5.4L	330	Chateau; (wo/Secondary Fuel Ports); Exc.Extended Range Fuel Tank (Midship Fuel Tank)	USEP2365S	USEP2515
2006-2007	V8-5.4L	330	Chateau; Extended Range Fuel Tank	USEP2437S	USEP2377
2006-2007	V8-5.4L	330	Chateau; Exc.Extended Range Fuel Tank (Aft Axle Fuel Tank)	USEP2437S	USEP2377
2006-2008	V8-5.4L	330	Extended Range Fuel Tank	USEP2437S	USEP2377
2006-2008	V8-5.4L	330	Exc.Extended Range Fuel Tank (Aft Axle Fuel Tank)	USEP2437S	USEP2377
2007	V8-5.4L	330	Chateau; (Secondary Fuel Ports); Exc.Extended Range Fuel Tank (Midship Fuel Tank)	USEP2364S	USEP2377
2007	V8-5.4L	330	Chateau; (Exc.Secondary Fuel Ports); Exc.Extended Range Fuel Tank (Midship Fuel Tank)	USEP2365S	USEP2515
2007-2008	V8-5.4L	330	(Secondary Fuel Ports); Exc.Extended Range Fuel Tank (Midship Fuel Tank)	USEP2364S	USEP2377
2007-2008	V8-5.4L	330	Exc.Secondary Fuel Ports; Exc.Extended Range Fuel Tank (Midship Fuel Tank)	USEP2365S	USEP2515
E-150 CLUB WAGON					
2003	V6-4.2L	256	2 tube ports; Midship Fuel Tank	USEP2241S	USEP2068
2003	V6-4.2L	256	3 tube ports; Midship Fuel Tank	USEP2341S	USEP2068
2003	V8-4.6L	281	2 tube ports; Midship Fuel Tank	USEP2241S	USEP2068
2003	V8-4.6L	281	3 tube ports; Midship Fuel Tank	USEP2341S	USEP2068
2004	V8-4.6L	281	(wo/Secondary Fuel Ports); Midship Fuel Tank (35 Gallon Fuel Tank)		USEP2515
2004-2005	V8-4.6L	281	w/Secondary Fuel Ports; Midship Fuel Tank (35 Gallon Fuel Tank)	USEP2364S	USEP2377
2004-2005	V8-4.6L	281	Aft Axle Fuel Tank	USEP2437S	USEP2377
2004-2005	V8-4.6L	281	w/Secondary Fuel Ports; Midship Fuel Tank (35 Gallon Fuel Tank)		USEP2377
2004-2005	V8-4.6L	281	Aft Axle Fuel Tank		USEP2377
2005	V8-4.6L	281	(wo/Secondary Fuel Ports); Midship Fuel Tank (55 Gallon Fuel Tank)		USEP2515
2004	V8-5.4L	330	w/Secondary Fuel Ports; Midship Fuel Tank (35 Gallon Fuel Tank)	USEP2364S	USEP2377
2004	V8-5.4L	330	Aft Axle Fuel Tank	USEP2437S	USEP2377
2004	V8-5.4L	330	w/Secondary Fuel Ports; Midship Fuel Tank (35 Gallon Fuel Tank)		USEP2377
2004	V8-5.4L	330	Aft Axle Fuel Tank		USEP2377
2004	V8-5.4L	330	(wo/Secondary Fuel Ports); Midship Fuel Tank (35 Gallon Fuel Tank)		USEP2515
2005	V8-5.4L	330	w/Secondary Fuel Ports; Exc.Extended Range Fuel Tank (Midship Fuel Tank) (35 Gallon Fuel Tank)	USEP2364S	USEP2377
2005	V8-5.4L	330	Extended Range Fuel Tank	USEP2437S	USEP2377
2005	V8-5.4L	330	Exc.Extended Range Fuel Tank (Aft Axle Fuel Tank)	USEP2437S	USEP2377
2005	V8-5.4L	330	(wo/Secondary Fuel Ports); Exc.Extended Range Fuel Tank (Midship Fuel Tank) (55 Gallon Fuel Tank)		USEP2515
E-150 ECONOLINE					
1987	L6-4.9L	300	FI; External Pump		USEP2000
1987	L6-4.9L	300	FI; Midship Fuel Tank	USEP2133S	USEP2008
1987	L6-4.9L	300	FI; Aft Axle Fuel Tank	USEP2135S	USEP2008
1988	L6-4.9L	300	16 Gallon Fuel Tank	USEP2133S	USEP2008
1988-1989	L6-4.9L	300	18 Gallon Fuel Tank	USEP2133S	USEP2008
1988-1989	L6-4.9L	300	20 Gallon Fuel Tank (22 Gallon Fuel Tank)	USEP2135S	USEP2008
1988-1991	L6-4.9L	300	External Pump		USEP2000
1988-1991	L6-4.9L	300		USEP2133S	USEP2008
1990	L6-4.9L	300	18 Gallon Midship Fuel Tank	USEP2133S	USEP2008
1990	L6-4.9L	300	20 Gallon Aft Axle Fuel Tank (22 Gallon Aft Axle Fuel Tank) (To 05/22/90)	USEP2135S	USEP2008
1990	L6-4.9L	300	20 Gallon Aft Axle Fuel Tank (22 Gallon Aft Axle Fuel Tank) (From 05/23/90)	USEP2147S	USEP2008
1990-1991	L6-4.9L	300	16 Gallon Midship Fuel Tank	USEP2147S	USEP2008
1991	L6-4.9L	300	20 Gallon Aft Axle Fuel Tank (22 Gallon Aft Axle Fuel Tank)	USEP2147S	USEP2008
1992-1993	L6-4.9L	300	Midship Fuel Tank (22 Gallon Fuel Tank)	USEP2059MN	USEP2059
1992-1993	L6-4.9L	300	Midship Fuel Tank (Exc.22 Gallon Fuel Tank)	USEP2220M	USEP2284
1992-1996	L6-4.9L	300	Aft Axle Fuel Tank	USEP2282M	USEP2284
1994-1996	L6-4.9L	300	Midship Fuel Tank	USEP2220M	USEP2284
1997	V6-4.2L	256	3 tube ports; Aft Axle Fuel Tank	USEP2209S	USEP2379
1997	V6-4.2L	256	3 tube ports; Midship Fuel Tank	USEP2209S	USEP2379
1997	V6-4.2L	256	2 tube ports; Midship Fuel Tank	USEP2209S	USEP2380
1998	V6-4.2L	256	3 tube ports; Midship Fuel Tank	USEP2213S	USEP2379
1998	V6-4.2L	256	2 tube ports; Midship Fuel Tank	USEP2213S	USEP2379
1998	V6-4.2L	256	3 tube ports; Aft Axle Fuel Tank	USEP2213S	USEP2379
1997	V8-4.6L	281	2 tube ports; Midship Fuel Tank	USEP2209S	USEP2158
1997	V8-4.6L	281	3 tube ports; Aft Axle Fuel Tank	USEP2209S	USEP2379



FUEL PUMP APPLICATION GUIDE

USMW
Professional Series

Model Years	Engine Liters	Cubic Inches	Application Description	Fuel Pump Assembly	Fuel Pump Kit
1997	V8-4.6L	281	3 tube ports; Midship Fuel Tank	USEP2209S	USEP2379
1998	V8-4.6L	281	3 tube ports; Aft Axle Fuel Tank	USEP2213S	USEP2158
1998	V8-4.6L	281	3 tube ports; Midship Fuel Tank	USEP2213S	USEP2379
1998	V8-4.6L	281	2 tube ports; Midship Fuel Tank	USEP2213S	USEP2379
1999	V8-4.6L	281	2 Tube Ports	USEP2241S	USEP2068
1999	V8-4.6L	281	3 tube ports		USEP2376
1986-1987	V8-5.0L	302	FI; External Pump		USEP2000
1986-1987	V8-5.0L	302	FI; Midship Fuel Tank	USEP2133S	USEP2008
1986-1987	V8-5.0L	302	FI; Aft Axle Fuel Tank	USEP2135S	USEP2008
1988	V8-5.0L	302	16 Gallon Fuel Tank	USEP2133S	USEP2008
1988-1989	V8-5.0L	302	18 Gallon Fuel Tank	USEP2133S	USEP2008
1988-1989	V8-5.0L	302	20 Gallon Fuel Tank (22 Gallon Fuel Tank)	USEP2135S	USEP2008
1988-1991	V8-5.0L	302	External Pump		USEP2000
1988-1991	V8-5.0L	302		USEP2133S	USEP2008
1990	V8-5.0L	302	18 Gallon Midship Fuel Tank	USEP2133S	USEP2008
1990	V8-5.0L	302	20 Gallon Aft Axle Fuel Tank (22 Gallon Aft Axle Fuel Tank) (To 05/22/90)	USEP2135S	USEP2008
1990	V8-5.0L	302	20 Gallon Aft Axle Fuel Tank (22 Gallon Aft Axle Fuel Tank) (From 05/23/90)	USEP2147S	USEP2008
1990-1991	V8-5.0L	302	16 Gallon Midship Fuel Tank	USEP2147S	USEP2008
1991	V8-5.0L	302	20 Gallon Aft Axle Fuel Tank (22 Gallon Aft Axle Fuel Tank)	USEP2147S	USEP2008
1992-1996	V8-5.0L	302	Midship Fuel Tank	USEP2220M	USEP2284
1992-1996	V8-5.0L	302	Aft Axle Fuel Tank	USEP2282M	USEP2284
1997	V8-5.4L	330	2 tube ports; Midship Fuel Tank	USEP2206S	USEP2379
1997	V8-5.4L	330	3 tube ports; Midship Fuel Tank	USEP2223S	USEP2379
1997	V8-5.4L	330	3 tube ports; Aft Axle Fuel Tank	USEP2224S	USEP2379
1998	V8-5.4L	330	BI-FUEL; (2 Tube Ports); Midship Fuel Tank	USEP2206S	USEP2379
1998	V8-5.4L	330	2 tube ports; Midship Fuel Tank	USEP2206S	USEP2379
1998	V8-5.4L	330	3 tube ports; Midship Fuel Tank	USEP2223S	USEP2379
1998	V8-5.4L	330	BI-FUEL; (3 Tube Ports); Midship Fuel Tank	USEP2223S	USEP2379
1998	V8-5.4L	330	3 tube ports; Aft Axle Fuel Tank	USEP2224S	USEP2379
1998	V8-5.4L	330	BI-FUEL; (3 Tube Ports); Aft Axle Fuel Tank	USEP2224S	USEP2379
1988	V8-5.8L	351	16 Gallon Fuel Tank	USEP2133S	USEP2008
1988-1989	V8-5.8L	351	18 Gallon Fuel Tank	USEP2133S	USEP2008
1988-1989	V8-5.8L	351	20 Gallon Fuel Tank (22 Gallon Fuel Tank)	USEP2135S	USEP2008
1988-1991	V8-5.8L	351	External Pump		USEP2000
1988-1991	V8-5.8L	351		USEP2133S	USEP2008
1990	V8-5.8L	351	18 Gallon Midship Fuel Tank	USEP2133S	USEP2008
1990	V8-5.8L	351	20 Gallon Aft Axle Fuel Tank (22 Gallon Aft Axle Fuel Tank) (To 05/22/90)	USEP2135S	USEP2008
1990	V8-5.8L	351	20 Gallon Aft Axle Fuel Tank (22 Gallon Aft Axle Fuel Tank) (From 05/23/90)	USEP2147S	USEP2008
1990-1991	V8-5.8L	351	16 Gallon Midship Fuel Tank	USEP2147S	USEP2008
1991	V8-5.8L	351	20 Gallon Aft Axle Fuel Tank (22 Gallon Aft Axle Fuel Tank)	USEP2147S	USEP2008
1992-1996	V8-5.8L	351	Midship Fuel Tank	USEP2220M	USEP2284
1992-1996	V8-5.8L	351	Aft Axle Fuel Tank	USEP2282M	USEP2284
E-150 ECONOLINE CLUB WAGON					
1987	L6-4.9L	300	FI; External Pump		USEP2000
1987	L6-4.9L	300	FI; Midship Fuel Tank	USEP2133S	USEP2008
1987	L6-4.9L	300	FI; Aft Axle Fuel Tank	USEP2135S	USEP2008
1988	L6-4.9L	300	16 Gallon Fuel Tank	USEP2133S	USEP2008
1988-1989	L6-4.9L	300	20 Gallon Fuel Tank (22 Gallon Fuel Tank)	USEP2135S	USEP2008
1988-1991	L6-4.9L	300	External Pump		USEP2000
1988-1991	L6-4.9L	300		USEP2133S	USEP2008
1990	L6-4.9L	300	20 Gallon Aft Axle Fuel Tank (22 Gallon Aft Axle Fuel Tank) (To 05/22/90)	USEP2135S	USEP2008
1990	L6-4.9L	300	16 Gallon Midship Fuel Tank	USEP2147S	USEP2008
1990	L6-4.9L	300	20 Gallon Aft Axle Fuel Tank (22 Gallon Aft Axle Fuel Tank) (From 05/23/90)	USEP2147S	USEP2008
1991	L6-4.9L	300	16 Gallon Midship Fuel Tank	USEP2147S	USEP2008
1991	L6-4.9L	300	20 Gallon Aft Axle Fuel Tank (22 Gallon Aft Axle Fuel Tank)	USEP2147S	USEP2008
1992-1993	L6-4.9L	300	Midship Fuel Tank (22 Gallon Fuel Tank)	USEP2059MN	USEP2059
1992-1993	L6-4.9L	300	Midship Fuel Tank (Exc.22 Gallon Fuel Tank)	USEP2220M	USEP2284
1992-1996	L6-4.9L	300	Aft Axle Fuel Tank	USEP2282M	USEP2284
1994-1996	L6-4.9L	300	Midship Fuel Tank	USEP2220M	USEP2284
1997	V6-4.2L	256	2 tube ports; Midship Fuel Tank	USEP2209S	USEP2158
1997	V6-4.2L	256	3 tube ports; Aft Axle Fuel Tank	USEP2209S	USEP2379
1997	V6-4.2L	256	3 tube ports; Midship Fuel Tank	USEP2209S	USEP2379
1998	V6-4.2L	256	2 tube ports; Midship Fuel Tank	USEP2213S	USEP2379
1998	V6-4.2L	256	3 tube ports; Aft Axle Fuel Tank	USEP2213S	USEP2379
1998	V6-4.2L	256	3 tube ports; Midship Fuel Tank	USEP2213S	USEP2379
1999-2002	V6-4.2L	256	2 Tube Ports	USEP2241S	USEP2068
1997	V8-4.6L	281	2 tube ports; Midship Fuel Tank	USEP2209S	USEP2379
1997	V8-4.6L	281	3 tube ports; Aft Axle Fuel Tank	USEP2209S	USEP2379
1997	V8-4.6L	281	3 tube ports; Midship Fuel Tank	USEP2209S	USEP2379

Model Years	Engine Liters	Cubic Inches	Application Description	Fuel Pump Assembly	Fuel Pump Kit
1998	V8-4.6L	281	2 tube ports; Midship Fuel Tank	USEP2213S	USEP2379
1998	V8-4.6L	281	3 tube ports; Aft Axle Fuel Tank	USEP2213S	USEP2379
1998	V8-4.6L	281	3 tube ports; Midship Fuel Tank	USEP2213S	USEP2379
1999-2002	V8-4.6L	281	2 Tube Ports	USEP2241S	USEP2068
1999-2002	V8-4.6L	281	3 tube ports		USEP2376
1986-1987	V8-5.0L	302	FI; External Pump		USEP2000
1986-1987	V8-5.0L	302	FI; Midship Fuel Tank	USEP2133S	USEP2008
1986-1987	V8-5.0L	302	FI; Aft Axle Fuel Tank	USEP2135S	USEP2008
1988	V8-5.0L	302	16 Gallon Fuel Tank	USEP2133S	USEP2008
1988-1989	V8-5.0L	302	20 Gallon Fuel Tank (22 Gallon Fuel Tank)	USEP2135S	USEP2008
1988-1991	V8-5.0L	302	External Pump		USEP2000
1988-1991	V8-5.0L	302		USEP2133S	USEP2008
1990	V8-5.0L	302	20 Gallon Aft Axle Fuel Tank (22 Gallon Aft Axle Fuel Tank) (To 05/22/90)	USEP2135S	USEP2008
1990	V8-5.0L	302	16 Gallon Midship Fuel Tank	USEP2147S	USEP2008
1990	V8-5.0L	302	20 Gallon Aft Axle Fuel Tank (22 Gallon Aft Axle Fuel Tank) (From 05/23/90)	USEP2147S	USEP2008
1991	V8-5.0L	302	16 Gallon Midship Fuel Tank	USEP2147S	USEP2008
1991	V8-5.0L	302	20 Gallon Aft Axle Fuel Tank (22 Gallon Aft Axle Fuel Tank)	USEP2147S	USEP2008
1992-1996	V8-5.0L	302	Midship Fuel Tank	USEP2220M	USEP2284
1992-1996	V8-5.0L	302	Aft Axle Fuel Tank	USEP2282M	USEP2284
1997	V8-5.4L	330	3 tube ports; Aft Axle Fuel Tank	USEP2224S	USEP2379
1997,1999	V8-5.4L	330	2 tube ports; Midship Fuel Tank	USEP2206S	USEP2379
1997,1999	V8-5.4L	330	3 tube ports; Midship Fuel Tank	USEP2223S	USEP2379
1998	V8-5.4L	330	3 tube ports; Aft Axle Fuel Tank		USEP2158
1998	V8-5.4L	330	2 tube ports; Midship Fuel Tank	USEP2206S	USEP2379
1998	V8-5.4L	330	BI-FUEL; (2 Tube Ports); Midship Fuel Tank	USEP2206S	USEP2379
1998	V8-5.4L	330	3 tube ports; Midship Fuel Tank	USEP2223S	USEP2379
1998	V8-5.4L	330	BI-FUEL; (3 Tube Ports); Midship Fuel Tank	USEP2223S	USEP2379
1998	V8-5.4L	330	BI-FUEL; (3 Tube Ports); Aft Axle Fuel Tank	USEP2224S	USEP2379
1998	V8-5.4L	330	3 tube ports; Aft Axle Fuel Tank	USEP2224S	USEP2379
2000-2002	V8-5.4L	330	3 tube ports; Midship Fuel Tank	USEP2286S	USEP2377
2000-2002	V8-5.4L	330	3 tube ports; Aft Axle Fuel Tank	USEP2286S	USEP2377
2001-2002	V8-5.4L	330	2 tube ports; Midship Fuel Tank	USEP2286S	USEP2377
1988	V8-5.8L	351	16 Gallon Fuel Tank	USEP2133S	USEP2008
1988-1989	V8-5.8L	351	20 Gallon Fuel Tank (22 Gallon Fuel Tank)	USEP2135S	USEP2008
1988-1991	V8-5.8L	351	External Pump		USEP2000
1988-1991	V8-5.8L	351		USEP2133S	USEP2008
1990	V8-5.8L	351	20 Gallon Aft Axle Fuel Tank (22 Gallon Aft Axle Fuel Tank) (To 05/22/90)	USEP2135S	USEP2008
1990	V8-5.8L	351	16 Gallon Midship Fuel Tank	USEP2147S	USEP2008
1990	V8-5.8L	351	20 Gallon Aft Axle Fuel Tank (22 Gallon Aft Axle Fuel Tank) (From 05/23/90)	USEP2147S	USEP2008
1991	V8-5.8L	351	16 Gallon Midship Fuel Tank	USEP2147S	USEP2008
1991	V8-5.8L	351	20 Gallon Aft Axle Fuel Tank (22 Gallon Aft Axle Fuel Tank)	USEP2147S	USEP2008
1992-1996	V8-5.8L	351	Midship Fuel Tank	USEP2220M	USEP2284
1992-1996	V8-5.8L	351	Aft Axle Fuel Tank	USEP2282M	USEP2284
E-250					
2003	V6-4.2L	256	2 tube ports; Midship Fuel Tank	USEP2241S	USEP2068
2003	V6-4.2L	256	3 tube ports; Midship Fuel Tank	USEP2341S	USEP2068
2003	V8-4.6L	281	2 tube ports; Midship Fuel Tank	USEP2241S	USEP2068
2003	V8-4.6L	281	3 tube ports; Midship Fuel Tank	USEP2341S	USEP2068
2004	V8-4.6L	281	w/Secondary Fuel Ports; Midship Fuel Tank (35 Gallon Fuel Tank)	USEP2364S	USEP2377
2004	V8-4.6L	281	(wo/Secondary Fuel Ports); Midship Fuel Tank (35 Gallon Fuel Tank)		USEP2515
2004-2005	V8-4.6L	281	Aft Axle Fuel Tank	USEP2437S	USEP2377
2005	V8-4.6L	281	w/Secondary Fuel Ports; Midship Fuel Tank (From 01/10/05)	USEP2364S	USEP2377
2005	V8-4.6L	281	w/Secondary Fuel Ports; Midship Fuel Tank (To 01/10/05)	USEP2364S	USEP2377
2005	V8-4.6L	281	(wo/Secondary Fuel Ports); Midship Fuel Tank (From 01/10/05)	USEP2365S	USEP2515
2005	V8-4.6L	281	(wo/Secondary Fuel Ports); Midship Fuel Tank (To 01/10/05)		USEP2515
2006	V8-4.6L	281	w/Secondary Fuel Ports; Midship Fuel Tank	USEP2364S	USEP2377
2006	V8-4.6L	281	Aft Axle Fuel Tank	USEP2437S	USEP2377
2006	V8-4.6L	281	(wo/Secondary Fuel Ports); Midship Fuel Tank	USEP2365S	USEP2515
2007-2008	V8-4.6L	281	Secondary Fuel Ports	USEP2364S	USEP2377
2007-2008	V8-4.6L	281	Exc.Secondary Fuel Ports	USEP2365S	USEP2515
2006	V8-5.4L	330	w/Secondary Fuel Ports; Exc.Extended Range Fuel Tank (Midship Fuel Tank)	USEP2364S	USEP2377
2006	V8-5.4L	330	(wo/Secondary Fuel Ports); Exc.Extended Range Fuel Tank (Midship Fuel Tank)	USEP2365S	USEP2515
2006-2008	V8-5.4L	330	Extended Range Fuel Tank	USEP2437S	USEP2377
2006-2008	V8-5.4L	330	Exc.Extended Range Fuel Tank (Aft Axle Fuel Tank)	USEP2437S	USEP2377
2007-2008	V8-5.4L	330	(Secondary Fuel Ports); Exc.Extended Range Fuel Tank (Midship Fuel Tank)	USEP2364S	USEP2377
2007-2008	V8-5.4L	330	Exc.Secondary Fuel Ports; Exc.Extended Range Fuel Tank (Midship Fuel Tank)	USEP2365S	USEP2515
E-250 ECONOLINE					
1987	L6-4.9L	300	FI; External Pump		USEP2000
1987	L6-4.9L	300	FI; Midship Fuel Tank	USEP2133S	USEP2008



FUEL PUMP APPLICATION GUIDE

USMW
Professional Series

Model Years	Engine Liters	Cubic Inches	Application Description	Fuel Pump Assembly	Fuel Pump Kit
1987	L6-4.9L	300	FI; Aft Axle Fuel Tank	USEP2135S	USEP2008
1988	L6-4.9L	300	16 Gallon Fuel Tank	USEP2133S	USEP2008
1988	L6-4.9L	300	20 Gallon Fuel Tank (22 Gallon Fuel Tank)	USEP2135S	USEP2008
1988-1989	L6-4.9L	300	20 Gallon Fuel Tank (22 Gallon Fuel Tank)	USEP2135S	USEP2008
1988-1991	L6-4.9L	300	External Pump		USEP2000
1990	L6-4.9L	300	20 Gallon Aft Axle Fuel Tank (22 Gallon Aft Axle Fuel Tank) (To 05/22/90)	USEP2135S	USEP2008
1990	L6-4.9L	300	16 Gallon Midship Fuel Tank	USEP2147S	USEP2008
1990	L6-4.9L	300	20 Gallon Aft Axle Fuel Tank (22 Gallon Aft Axle Fuel Tank) (From 05/23/90)	USEP2147S	USEP2008
1991	L6-4.9L	300	16 Gallon Midship Fuel Tank	USEP2147S	USEP2008
1991	L6-4.9L	300	20 Gallon Aft Axle Fuel Tank (22 Gallon Aft Axle Fuel Tank)	USEP2147S	USEP2008
1992-1993	L6-4.9L	300	Midship Fuel Tank (22 Gallon Fuel Tank)	USEP2059MN	USEP2059
1992-1993	L6-4.9L	300	Midship Fuel Tank (Exc.22 Gallon Fuel Tank)	USEP2220M	USEP2284
1992-1994	L6-4.9L	300	Aft Axle Fuel Tank	USEP2282M	USEP2284
1994	L6-4.9L	300	Midship Fuel Tank	USEP2220M	USEP2284
1995-1996	L6-4.9L	300	BI-FUEL; Midship Fuel Tank	USEP2220M	USEP2284
1995-1996	L6-4.9L	300	Midship Fuel Tank	USEP2220M	USEP2284
1995-1996	L6-4.9L	300	Aft Axle Fuel Tank	USEP2282M	USEP2284
1995-1996	L6-4.9L	300	BI-FUEL; Aft Axle Fuel Tank	USEP2282M	USEP2284
1997	V6-4.2L	256	3 tube ports; Exc.Commercial Chassis	USEP2210S	USEP2068
1997	V6-4.2L	256	3 tube ports; Commercial chassis	USEP2210S	USEP2068
1997	V6-4.2L	256	Commercial chassis		USEP2068
1997	V6-4.2L	256	2 tube ports; Exc.Commercial Chassis	USEP2213S	USEP2379
1997	V6-4.2L	256	2 Tube ports; incl.Sender; Commercial chassis	USEP2213S	USEP2379
1998	V6-4.2L	256	2 tube ports; Midship Fuel Tank	USEP2213S	USEP2379
1998	V6-4.2L	256	3 tube ports; Aft Axle Fuel Tank	USEP2213S	USEP2379
1998	V6-4.2L	256	3 tube ports; Midship Fuel Tank	USEP2213S	USEP2379
1999-2002	V6-4.2L	256	3 tube ports; Aft Axle Fuel Tank	USEP2239S	USEP2068
1999-2002	V6-4.2L	256	2 tube ports; Midship Fuel Tank	USEP2241S	USEP2068
1986-1987	V8-5.0L	302	FI; External Pump		USEP2000
1986-1987	V8-5.0L	302	FI; Midship Fuel Tank	USEP2133S	USEP2008
1986-1987	V8-5.0L	302	FI; Aft Axle Fuel Tank	USEP2135S	USEP2008
1988	V8-5.0L	302	16 Gallon Fuel Tank	USEP2133S	USEP2008
1988-1989	V8-5.0L	302	20 Gallon Fuel Tank (22 Gallon Fuel Tank)	USEP2135S	USEP2008
1988-1991	V8-5.0L	302	External Pump		USEP2000
1990	V8-5.0L	302	20 Gallon Aft Axle Fuel Tank (22 Gallon Aft Axle Fuel Tank) (To 05/22/90)	USEP2135S	USEP2008
1990	V8-5.0L	302	16 Gallon Midship Fuel Tank	USEP2147S	USEP2008
1990	V8-5.0L	302	20 Gallon Aft Axle Fuel Tank (22 Gallon Aft Axle Fuel Tank) (From 05/23/90)	USEP2147S	USEP2008
1991	V8-5.0L	302	16 Gallon Midship Fuel Tank	USEP2147S	USEP2008
1991	V8-5.0L	302	20 Gallon Aft Axle Fuel Tank (22 Gallon Aft Axle Fuel Tank)	USEP2147S	USEP2008
1997-1999	V8-5.4L	330	2 tube ports; Midship Fuel Tank	USEP2206S	USEP2379
1997-1999	V8-5.4L	330	3 tube ports; Midship Fuel Tank	USEP2223S	USEP2379
1997-1999	V8-5.4L	330	3 tube ports; Aft Axle Fuel Tank	USEP2224S	USEP2379
1998-1999	V8-5.4L	330	BI-FUEL; (2 Tube Ports); Midship Fuel Tank	USEP2206S	USEP2379
1998-1999	V8-5.4L	330	BI-FUEL; (3 Tube Ports); Midship Fuel Tank	USEP2223S	USEP2379
1998-1999	V8-5.4L	330	BI-FUEL; (3 Tube Ports); Aft Axle Fuel Tank	USEP2224S	USEP2379
2000-2002	V8-5.4L	330	2 tube ports; Midship Fuel Tank	USEP2286S	USEP2377
2000-2002	V8-5.4L	330	3 tube ports; Midship Fuel Tank	USEP2286S	USEP2377
2000-2002	V8-5.4L	330	3 tube ports; Aft Axle Fuel Tank	USEP2286S	USEP2377
1988	V8-5.8L	351	16 Gallon Fuel Tank	USEP2133S	USEP2008
1988-1989	V8-5.8L	351	20 Gallon Fuel Tank (22 Gallon Fuel Tank)	USEP2135S	USEP2008
1988-1991	V8-5.8L	351	External Pump		USEP2000
1990	V8-5.8L	351	20 Gallon Aft Axle Fuel Tank (22 Gallon Aft Axle Fuel Tank) (To 05/22/90)	USEP2135S	USEP2008
1990	V8-5.8L	351	16 Gallon Midship Fuel Tank	USEP2147S	USEP2008
1990	V8-5.8L	351	20 Gallon Aft Axle Fuel Tank (22 Gallon Aft Axle Fuel Tank) (From 05/23/90)	USEP2147S	USEP2008
1991	V8-5.8L	351	16 Gallon Midship Fuel Tank	USEP2147S	USEP2008
1991	V8-5.8L	351	20 Gallon Aft Axle Fuel Tank (22 Gallon Aft Axle Fuel Tank)	USEP2147S	USEP2008
1992-1994	V8-5.8L	351	Midship Fuel Tank	USEP2220M	USEP2284
1992-1994	V8-5.8L	351	Aft Axle Fuel Tank	USEP2282M	USEP2284
1995-1996	V8-5.8L	351	Midship Fuel Tank	USEP2220M	USEP2284
1995-1996	V8-5.8L	351	Aft Axle Fuel Tank	USEP2282M	USEP2284
E-250 ECONOLINE CLUB WAGON					
1987	L6-4.9L	300	FI; External Pump		USEP2000
1987	L6-4.9L	300	FI; Midship Fuel Tank	USEP2133S	USEP2008
1987	L6-4.9L	300	FI; Aft Axle Fuel Tank	USEP2135S	USEP2008
1988	L6-4.9L	300	16 Gallon Fuel Tank	USEP2133S	USEP2008
1988-1989	L6-4.9L	300	20 Gallon Fuel Tank (22 Gallon Fuel Tank)	USEP2135S	USEP2008
1988-1991	L6-4.9L	300	External Pump		USEP2000
1990	L6-4.9L	300	20 Gallon Aft Axle Fuel Tank (22 Gallon Aft Axle Fuel Tank) (To 05/22/90)	USEP2135S	USEP2008
1990	L6-4.9L	300	16 Gallon Midship Fuel Tank	USEP2147S	USEP2008

Model Years	Engine Liters	Cubic Inches	Application Description	Fuel Pump Assembly	Fuel Pump Kit
1990	L6-4.9L	300	20 Gallon Aft Axle Fuel Tank (22 Gallon Aft Axle Fuel Tank) (From 05/23/90)	USEP2147S	USEP2008
1991	L6-4.9L	300	16 Gallon Midship Fuel Tank	USEP2147S	USEP2008
1991	L6-4.9L	300	20 Gallon Aft Axle Fuel Tank (22 Gallon Aft Axle Fuel Tank)	USEP2147S	USEP2008
1988	V8-5.8L	351	16 Gallon Fuel Tank	USEP2133S	USEP2008
1988-1989	V8-5.8L	351	20 Gallon Fuel Tank (22 Gallon Fuel Tank)	USEP2135S	USEP2008
1988-1991	V8-5.8L	351	External Pump		USEP2000
1990	V8-5.8L	351	20 Gallon Aft Axle Fuel Tank (22 Gallon Aft Axle Fuel Tank) (To 05/22/90)	USEP2135S	USEP2008
1990	V8-5.8L	351	16 Gallon Midship Fuel Tank	USEP2147S	USEP2008
1990	V8-5.8L	351	20 Gallon Aft Axle Fuel Tank (22 Gallon Aft Axle Fuel Tank) (From 05/23/90)	USEP2147S	USEP2008
1991	V8-5.8L	351	16 Gallon Midship Fuel Tank	USEP2147S	USEP2008
1991	V8-5.8L	351	20 Gallon Aft Axle Fuel Tank (22 Gallon Aft Axle Fuel Tank)	USEP2147S	USEP2008
1985	V8-7.5L	460	CARB; Aft Axle Fuel Tank; External Pump	USEP2133S	USEP2008
1986-1987	V8-7.5L	460	CARB; Midship Fuel Tank	USEP2133S	USEP2008
1986-1987	V8-7.5L	460	CARB; Aft Axle Fuel Tank	USEP2135S	USEP2008
1988	V8-7.5L	460	16 Gallon Fuel Tank	USEP2133S	USEP2008
1988-1989	V8-7.5L	460	20 Gallon Fuel Tank (22 Gallon Fuel Tank)	USEP2135S	USEP2008
1988-1991	V8-7.5L	460	External Pump		USEP2000
1990	V8-7.5L	460	20 Gallon Aft Axle Fuel Tank (22 Gallon Aft Axle Fuel Tank) (To 05/22/90)	USEP2135S	USEP2008
1990	V8-7.5L	460	16 Gallon Midship Fuel Tank	USEP2147S	USEP2008
1990	V8-7.5L	460	20 Gallon Aft Axle Fuel Tank (22 Gallon Aft Axle Fuel Tank) (From 05/22/90)	USEP2147S	USEP2008
1991	V8-7.5L	460	16 Gallon Midship Fuel Tank	USEP2147S	USEP2008
1991	V8-7.5L	460	20 Gallon Aft Axle Fuel Tank (22 Gallon Aft Axle Fuel Tank)	USEP2147S	USEP2008
E-250 SUPER DUTY					
2004	V8-5.4L	330	w/Secondary Fuel Ports; Midship Fuel Tank (35 Gallon Fuel Tank)	USEP2364S	USEP2377
2004	V8-5.4L	330	Aft Axle Fuel Tank	USEP2437S	USEP2377
2004	V8-5.4L	330	(wo/Secondary Fuel Ports); Midship Fuel Tank (35 Gallon Fuel Tank)		USEP2515
2005	V8-5.4L	330	w/Secondary Fuel Ports; Exc.Extended Range Fuel Tank (Midship Fuel Tank) (35 Gallon Fuel Tank)	USEP2364S	USEP2377
2005	V8-5.4L	330	Extended Range Fuel Tank	USEP2437S	USEP2377
2005	V8-5.4L	330	Exc.Extended Range Fuel Tank (Aft Axle Fuel Tank)	USEP2437S	USEP2377
2005	V8-5.4L	330	(wo/Secondary Fuel Ports); Exc.Extended Range Fuel Tank (Midship Fuel Tank) (55 Gallon Fuel Tank)		USEP2515
E-350 CLUB WAGON					
2003	V8-7.3L	445	DIESEL; Turbocharged; External Pump		USEP2236
E-350 ECONOLINE					
1987	L6-4.9L	300	FI; External Pump		USEP2000
1987	L6-4.9L	300	FI; Exc.Commercial Chassis (Midship Fuel Tank)	USEP2133S	USEP2008
1987	L6-4.9L	300	FI; Commercial chassis	USEP2133S	USEP2008
1987	L6-4.9L	300	FI; Exc.Commercial Chassis (Aft Axle Fuel Tank)	USEP2135S	USEP2008
1988	L6-4.9L	300	16 Gallon Fuel Tank	USEP2133S	USEP2008
1988	L6-4.9L	300	20 Gallon Fuel Tank (22 Gallon Fuel Tank)	USEP2135S	USEP2008
1988	L6-4.9L	300	36 Gallon Fuel Tank (40 Gallon Fuel Tank)		USEP2031
1988-1991	L6-4.9L	300	External Pump		USEP2000
1989	L6-4.9L	300	Cutaway Van; 36 Gallon Fuel Tank (40 Gallon Fuel Tank)		USEP2031
1989	L6-4.9L	300	Stripped Chassis; 36 Gallon Fuel Tank (40 Gallon Fuel Tank)	USEP2071S	USEP2484
1990	L6-4.9L	300	Cutaway Van; 40 Gallon Fuel Tank	USEP2060S	USEP2008
1990	L6-4.9L	300	20 Gallon Aft Axle Fuel Tank (22 Gallon Aft Axle Fuel Tank) (To 05/22/90)	USEP2135S	USEP2008
1990	L6-4.9L	300	20 Gallon Aft Axle Fuel Tank (22 Gallon Aft Axle Fuel Tank) (From 05/23/90)	USEP2147S	USEP2008
1990	L6-4.9L	300	Stripped Chassis; 40 Gallon Fuel Tank (Incl. Commercial Chassis)	USEP2071S	USEP2484
1990-1991	L6-4.9L	300	16 Gallon Midship Fuel Tank	USEP2147S	USEP2008
1991	L6-4.9L	300	Cutaway Van; 40 Gallon Fuel Tank (From 06/91)	USEP2060S	USEP2008
1991	L6-4.9L	300	Stripped Chassis; 36 Gallon Fuel Tank (Incl. Commercial Chassis)	USEP2071S	USEP2059
1991	L6-4.9L	300	20 Gallon Aft Axle Fuel Tank (22 Gallon Aft Axle Fuel Tank)	USEP2147S	USEP2484
1992-1993	L6-4.9L	300	Midship Fuel Tank (22 Gallon Fuel Tank)	USEP2059MN	USEP2059
1992-1993	L6-4.9L	300	Midship Fuel Tank (Exc.22 Gallon Fuel Tank)	USEP2220M	USEP2284
1992-1994	L6-4.9L	300	Aft Axle Fuel Tank	USEP2282M	USEP2284
1994	L6-4.9L	300	Midship Fuel Tank	USEP2220M	USEP2284
1995-1996	L6-4.9L	300	Midship Fuel Tank	USEP2220M	USEP2284
1995-1996	L6-4.9L	300	Aft Axle Fuel Tank	USEP2282M	USEP2284
1997-1998	V10-6.8L	415	2 tube ports; Midship Fuel Tank	USEP2206S	USEP2379
1997-1998	V10-6.8L	415	3 tube ports; Midship Fuel Tank	USEP2223S	USEP2379
1997-1998	V10-6.8L	415	3 tube ports; Aft Axle Fuel Tank	USEP2224S	USEP2379
1997-1999	V8-5.4L	330	2 tube ports; Midship Fuel Tank	USEP2206S	USEP2379
1997-1999	V8-5.4L	330	3 tube ports; Midship Fuel Tank	USEP2223S	USEP2379
1997-1999	V8-5.4L	330	3 tube ports; Aft Axle Fuel Tank	USEP2224S	USEP2379
1998	V8-5.4L	330	BI-FUEL; (2 Tube Ports); Midship Fuel Tank	USEP2206S	USEP2379
1998	V8-5.4L	330	BI-FUEL; (3 Tube Ports); Midship Fuel Tank	USEP2223S	USEP2379
1998	V8-5.4L	330	BI-FUEL; (3 Tube Ports); Aft Axle Fuel Tank	USEP2224S	USEP2379
1988	V8-5.8L	351	16 Gallon Fuel Tank	USEP2133S	USEP2008
1988	V8-5.8L	351	20 Gallon Fuel Tank (22 Gallon Fuel Tank)	USEP2135S	USEP2008
1988	V8-5.8L	351	36 Gallon Fuel Tank		USEP2031



FUEL PUMP APPLICATION GUIDE

USMW
Professional Series

Model Years	Engine Liters	Cubic Inches	Application Description	Fuel Pump Assembly	Fuel Pump Kit
1988-1991	V8-5.8L	351	External Pump		USEP2000
1989	V8-5.8L	351	Cutaway Van		USEP2031
1989	V8-5.8L	351	Stripped Chassis; 36 Gallon Fuel Tank (40 Gallon Fuel Tank)	USEP2071S	USEP2484
1990	V8-5.8L	351	Cutaway Van; 40 Gallon Fuel Tank	USEP2060S	USEP2008
1990	V8-5.8L	351	20 Gallon Aft Axle Fuel Tank (22 Gallon Aft Axle Fuel Tank) (To 05/22/90)	USEP2135S	USEP2008
1990	V8-5.8L	351	20 Gallon Aft Axle Fuel Tank (22 Gallon Aft Axle Fuel Tank) (From 05/23/90)	USEP2147S	USEP2008
1990	V8-5.8L	351	Stripped Chassis; 40 Gallon Fuel Tank (Incl. Commercial Chassis)	USEP2071S	USEP2484
1990-1991	V8-5.8L	351	16 Gallon Midship Fuel Tank	USEP2147S	USEP2008
1991	V8-5.8L	351	Cutaway Van; 40 Gallon Fuel Tank (From 06/91)	USEP2060S	USEP2008
1991	V8-5.8L	351	Stripped Chassis; 36 Gallon Fuel Tank (Incl. Commercial Chassis)	USEP2071S	USEP2059
1991	V8-5.8L	351	20 Gallon Aft Axle Fuel Tank (22 Gallon Aft Axle Fuel Tank)	USEP2147S	USEP2484
1992-1994	V8-5.8L	351	Midship Fuel Tank	USEP2220M	USEP2284
1992-1994	V8-5.8L	351	Aft Axle Fuel Tank	USEP2282M	USEP2284
1995-1996	V8-5.8L	351	Midship Fuel Tank	USEP2220M	USEP2284
1995-1996	V8-5.8L	351	Aft Axle Fuel Tank	USEP2282M	USEP2284
1998	V8-7.3L	445	DIESEL; Turbocharged; External Pump		USEP2236
1985	V8-7.5L	460	CARB; Extended Cargo Van; Aft Axle Fuel Tank; External Pump		USEP2484
1985	V8-7.5L	460	CARB; Extended Passenger Van; Aft Axle Fuel Tank; External Pump		USEP2484
1985	V8-7.5L	460	CARB; Standard Cargo Van; Aft Axle Fuel Tank; External Pump		USEP2484
1985	V8-7.5L	460	CARB; Standard Passenger Van; Aft Axle Fuel Tank; External Pump		USEP2484
1986-1987	V8-7.5L	460	CARB; Midship Fuel Tank	USEP2133S	USEP2008
1986-1987	V8-7.5L	460	CARB; Cutaway Van; Aft Axle Fuel Tank	USEP2134S	USEP2008
1986-1987	V8-7.5L	460	CARB; Extended Cargo Van; Aft Axle Fuel Tank	USEP2135S	USEP2008
1986-1987	V8-7.5L	460	CARB; Extended Passenger Van; Aft Axle Fuel Tank	USEP2135S	USEP2008
1986-1987	V8-7.5L	460	CARB; Standard Cargo Van; Aft Axle Fuel Tank	USEP2135S	USEP2008
1986-1987	V8-7.5L	460	CARB; Standard Passenger Van; Aft Axle Fuel Tank	USEP2135S	USEP2008
1986-1987	V8-7.5L	460	CARB; Stripped Chassis; Aft Axle Fuel Tank	USEP2135S	USEP2008
1987	V8-7.5L	460	FI; Midship Fuel Tank	USEP2133S	USEP2008
1987	V8-7.5L	460	Cutaway Van; FI; Aft Axle Fuel Tank	USEP2134S	USEP2008
1987	V8-7.5L	460	Extended Cargo Van; FI; Aft Axle Fuel Tank	USEP2135S	USEP2008
1987	V8-7.5L	460	Extended Passenger Van; FI; Aft Axle Fuel Tank	USEP2135S	USEP2008
1987	V8-7.5L	460	FI; Standard Cargo Van; Aft Axle Fuel Tank	USEP2135S	USEP2008
1987	V8-7.5L	460	FI; Standard Passenger Van; Aft Axle Fuel Tank	USEP2135S	USEP2008
1987	V8-7.5L	460	FI; Stripped Chassis; Aft Axle Fuel Tank	USEP2135S	USEP2008
1988	V8-7.5L	460	16 Gallon Fuel Tank	USEP2133S	USEP2008
1988	V8-7.5L	460	20 Gallon Fuel Tank (22 Gallon Fuel Tank)	USEP2135S	USEP2008
1988	V8-7.5L	460	36 Gallon Fuel Tank (40 Gallon Fuel Tank)		USEP2031
1988-1991	V8-7.5L	460	External Pump		USEP2000
1989	V8-7.5L	460	Cutaway Van; 36 Gallon Fuel Tank (40 Gallon Fuel Tank)		USEP2031
1989	V8-7.5L	460	Stripped Chassis; 36 Gallon Fuel Tank (40 Gallon Fuel Tank)	USEP2071S	USEP2484
1990	V8-7.5L	460	Cutaway Van; 40 Gallon Fuel Tank	USEP2060S	USEP2008
1990	V8-7.5L	460	20 Gallon Aft Axle Fuel Tank (22 Gallon Aft Axle Fuel Tank) (To 05/22/90)	USEP2135S	USEP2008
1990	V8-7.5L	460	20 Gallon Aft Axle Fuel Tank (22 Gallon Aft Axle Fuel Tank) (From 05/22/90)	USEP2147S	USEP2008
1990	V8-7.5L	460	Stripped Chassis; 40 Gallon Fuel Tank (Incl. Commercial Chassis)	USEP2071S	USEP2484
1990-1991	V8-7.5L	460	16 Gallon Midship Fuel Tank	USEP2147S	USEP2008
1991	V8-7.5L	460	Cutaway Van; 40 Gallon Fuel Tank (From 06/91)	USEP2060S	USEP2008
1991	V8-7.5L	460	Stripped Chassis; 36 Gallon Fuel Tank (Incl. Commercial Chassis)	USEP2071S	USEP2059
1991	V8-7.5L	460	20 Gallon Aft Axle Fuel Tank (22 Gallon Aft Axle Fuel Tank)	USEP2147S	USEP2484
1992-1994	V8-7.5L	460	Midship Fuel Tank	USEP2220M	USEP2284
1992-1994	V8-7.5L	460	Aft Axle Fuel Tank	USEP2282M	USEP2284
1995-1996	V8-7.5L	460	Midship Fuel Tank	USEP2220M	USEP2284
1995-1996	V8-7.5L	460	Aft Axle Fuel Tank	USEP2282M	USEP2284
E-350 ECONOLINE CLUB WAGON					
1987	L6-4.9L	300	FI; External Pump		USEP2000
1987	L6-4.9L	300	FI; Exc.Commercial Chassis (Midship Fuel Tank)	USEP2133S	USEP2008
1987	L6-4.9L	300	FI; Commercial chassis	USEP2133S	USEP2008
1987	L6-4.9L	300	FI; Exc.Commercial Chassis (Aft Axle Fuel Tank)	USEP2135S	USEP2008
1988	L6-4.9L	300	16 Gallon Fuel Tank	USEP2133S	USEP2008
1988	L6-4.9L	300	20 Gallon Fuel Tank (22 Gallon Fuel Tank)	USEP2135S	USEP2008
1988	L6-4.9L	300	36 Gallon Fuel Tank (40 Gallon Fuel Tank)		USEP2031
1988-1991	L6-4.9L	300	External Pump		USEP2000
1990	L6-4.9L	300	20 Gallon Aft Axle Fuel Tank (22 Gallon Aft Axle Fuel Tank) (To 05/22/90)	USEP2135S	USEP2008
1990	L6-4.9L	300	16 Gallon Midship Fuel Tank	USEP2147S	USEP2008
1990	L6-4.9L	300	20 Gallon Aft Axle Fuel Tank (22 Gallon Aft Axle Fuel Tank) (From 05/23/90)	USEP2147S	USEP2008
1991	L6-4.9L	300	16 Gallon Midship Fuel Tank	USEP2147S	USEP2008
1991	L6-4.9L	300	20 Gallon Aft Axle Fuel Tank (22 Gallon Aft Axle Fuel Tank)	USEP2147S	USEP2008
1992-1993	L6-4.9L	300	Midship Fuel Tank (22 Gallon Fuel Tank)	USEP2059MN	USEP2059
1992-1993	L6-4.9L	300	Midship Fuel Tank (Exc.22 Gallon Fuel Tank)	USEP2220M	USEP2284
1992-1994	L6-4.9L	300	Aft Axle Fuel Tank	USEP2282M	USEP2284

Model Years	Engine Liters	Cubic Inches	Application Description	Fuel Pump Assembly	Fuel Pump Kit
1994	L6-4.9L	300	Midship Fuel Tank	USEP2220M	USEP2284
1995-1996	L6-4.9L	300	Midship Fuel Tank	USEP2220M	USEP2284
1995-1996	L6-4.9L	300	Aft Axle Fuel Tank	USEP2282M	USEP2284
1996	L6-4.9L	300	BI-FUEL; Midship Fuel Tank	USEP2220M	USEP2284
1996	L6-4.9L	300	BI-FUEL; Aft Axle Fuel Tank	USEP2282M	USEP2284
1997	V10-6.8L	415	2 tube ports; Midship Fuel Tank	USEP22206S	USEP2379
1997	V10-6.8L	415	3 tube ports; Midship Fuel Tank	USEP2223S	USEP2379
1997	V10-6.8L	415	3 tube ports; Aft Axle Fuel Tank	USEP2224S	USEP2379
1997-1998	V10-6.8L	415	2 tube ports; Midship Fuel Tank	USEP22206S	USEP2379
1997-1998	V10-6.8L	415	3 tube ports; Midship Fuel Tank	USEP2223S	USEP2379
1997-1998	V10-6.8L	415	3 tube ports; Aft Axle Fuel Tank	USEP2224S	USEP2379
1998	V10-6.8L	415	2 tube ports; Midship Fuel Tank	USEP22206S	USEP2379
1998	V10-6.8L	415	3 tube ports; Midship Fuel Tank	USEP2223S	USEP2379
1998	V10-6.8L	415	3 tube ports; Aft Axle Fuel Tank	USEP2224S	USEP2379
1999	V10-6.8L	415	2 tube ports; Midship Fuel Tank	USEP22206S	USEP2379
1999	V10-6.8L	415	3 tube ports; Midship Fuel Tank	USEP2223S	USEP2379
1999	V10-6.8L	415	3 tube ports; Aft Axle Fuel Tank	USEP2224S	USEP2379
2000-2002	V10-6.8L	415	2 tube ports; Midship Fuel Tank	USEP2286S	USEP2377
2000-2002	V10-6.8L	415	3 tube ports; Midship Fuel Tank	USEP2286S	USEP2377
2000-2002	V10-6.8L	415	3 tube ports; Aft Axle Fuel Tank	USEP2286S	USEP2377
1997	V8-5.4L	330	2 tube ports; Midship Fuel Tank	USEP2206S	USEP2379
1997	V8-5.4L	330	3 tube ports; Midship Fuel Tank	USEP2223S	USEP2379
1997	V8-5.4L	330	3 tube ports; Aft Axle Fuel Tank	USEP2224S	USEP2379
1997-1998	V8-5.4L	330	2 tube ports; Midship Fuel Tank	USEP2206S	USEP2379
1997-1998	V8-5.4L	330	3 tube ports; Midship Fuel Tank	USEP2223S	USEP2379
1997-1998	V8-5.4L	330	3 tube ports; Aft Axle Fuel Tank	USEP2224S	USEP2379
1998	V8-5.4L	330	BI-FUEL; (2 Tube Ports); Midship Fuel Tank	USEP2206S	USEP2379
1998	V8-5.4L	330	2 tube ports; Midship Fuel Tank	USEP2206S	USEP2379
1998	V8-5.4L	330	BI-FUEL; (3 Tube Ports); Midship Fuel Tank	USEP2223S	USEP2379
1998	V8-5.4L	330	3 tube ports; Midship Fuel Tank	USEP2223S	USEP2379
1998	V8-5.4L	330	BI-FUEL; (3 Tube Ports); Aft Axle Fuel Tank	USEP2224S	USEP2379
1998	V8-5.4L	330	3 tube ports; Aft Axle Fuel Tank	USEP2224S	USEP2379
1999	V8-5.4L	330	BI-FUEL; (2 Tube Ports); Midship Fuel Tank	USEP2206S	USEP2379
1999	V8-5.4L	330	2 tube ports; Midship Fuel Tank	USEP2206S	USEP2379
1999	V8-5.4L	330	BI-FUEL; (3 Tube Ports); Midship Fuel Tank	USEP2223S	USEP2379
1999	V8-5.4L	330	3 tube ports; Midship Fuel Tank	USEP2223S	USEP2379
1999	V8-5.4L	330	BI-FUEL; (3 Tube Ports); Aft Axle Fuel Tank	USEP2224S	USEP2379
1999	V8-5.4L	330	3 tube ports; Aft Axle Fuel Tank	USEP2224S	USEP2379
2000-2002	V8-5.4L	330	2 tube ports; Midship Fuel Tank	USEP2286S	USEP2377
2000-2002	V8-5.4L	330	3 tube ports; Midship Fuel Tank	USEP2286S	USEP2377
2000-2002	V8-5.4L	330	3 tube ports; Aft Axle Fuel Tank	USEP2286S	USEP2377
1988	V8-5.8L	351	16 Gallon Fuel Tank	USEP2133S	USEP2008
1988	V8-5.8L	351	20 Gallon Fuel Tank (22 Gallon Fuel Tank)	USEP2135S	USEP2008
1988	V8-5.8L	351	36 Gallon Fuel Tank (40 Gallon Fuel Tank)		USEP2031
1988-1991	V8-5.8L	351	External Pump		USEP2000
1990	V8-5.8L	351	20 Gallon Aft Axle Fuel Tank (22 Gallon Aft Axle Fuel Tank) (To 05/22/90)	USEP2135S	USEP2008
1990	V8-5.8L	351	16 Gallon Midship Fuel Tank	USEP2147S	USEP2008
1990	V8-5.8L	351	20 Gallon Aft Axle Fuel Tank (22 Gallon Aft Axle Fuel Tank) (From 05/23/90)	USEP2147S	USEP2008
1991	V8-5.8L	351	16 Gallon Midship Fuel Tank	USEP2147S	USEP2008
1991	V8-5.8L	351	20 Gallon Aft Axle Fuel Tank (22 Gallon Aft Axle Fuel Tank)	USEP2147S	USEP2008
1992-1994	V8-5.8L	351	Midship Fuel Tank	USEP2220M	USEP2284
1992-1994	V8-5.8L	351	Aft Axle Fuel Tank	USEP2282M	USEP2284
1995-1996	V8-5.8L	351	Midship Fuel Tank	USEP2220M	USEP2284
1995-1996	V8-5.8L	351	Aft Axle Fuel Tank	USEP2282M	USEP2284
1998	V8-7.3L	445	DIESEL; Turbocharged; External Pump		USEP2380
1999-2002	V8-7.3L	445	DIESEL; Turbocharged; External Pump		USEP2236
1985	V8-7.5L	460	CARB; Aft Axle Fuel Tank; External Pump		USEP2484
1986-1987	V8-7.5L	460	CARB; Midship Fuel Tank	USEP2133S	USEP2008
1986-1987	V8-7.5L	460	CARB; Aft Axle Fuel Tank	USEP2135S	USEP2008
1988	V8-7.5L	460	16 Gallon Fuel Tank	USEP2133S	USEP2008
1988	V8-7.5L	460	20 Gallon Fuel Tank (22 Gallon Fuel Tank)	USEP2135S	USEP2008
1988	V8-7.5L	460	36 Gallon Fuel Tank (40 Gallon Fuel Tank)		USEP2031
1988-1991	V8-7.5L	460	External Pump		USEP2000
1990	V8-7.5L	460	20 Gallon Aft Axle Fuel Tank (22 Gallon Aft Axle Fuel Tank) (To 05/22/90)	USEP2135S	USEP2008
1990	V8-7.5L	460	16 Gallon Midship Fuel Tank	USEP2147S	USEP2008
1990	V8-7.5L	460	20 Gallon Aft Axle Fuel Tank (22 Gallon Aft Axle Fuel Tank) (From 05/22/90)	USEP2147S	USEP2008
1991	V8-7.5L	460	16 Gallon Midship Fuel Tank	USEP2147S	USEP2008
1991	V8-7.5L	460	20 Gallon Aft Axle Fuel Tank (22 Gallon Aft Axle Fuel Tank)	USEP2147S	USEP2008
1992-1994	V8-7.5L	460	Midship Fuel Tank	USEP2220M	USEP2284

APPLICATIONS



FUEL PUMP APPLICATION GUIDE

USMW
Professional Series

Model Years	Engine Liters	Cubic Inches	Application Description	Fuel Pump Assembly	Fuel Pump Kit
1992-1994	V8-7.5L	460	Aft Axle Fuel Tank	USEP2282M	USEP2284
1995-1996	V8-7.5L	460	Midship Fuel Tank	USEP2220M	USEP2284
1995-1996	V8-7.5L	460	Aft Axle Fuel Tank	USEP2282M	USEP2284
E-350 SUPER DUTY					
2004-2005	V10-6.8L	415	w/Secondary Fuel Ports; Midship Fuel Tank	USEP2364S	USEP2377
2004-2005	V10-6.8L	415	Aft Axle Fuel Tank	USEP2437S	USEP2377
2004-2005	V10-6.8L	415	(wo/Secondary Fuel Ports); Midship Fuel Tank		USEP2515
2006	V10-6.8L	415	w/Secondary Fuel Ports; Midship Fuel Tank	USEP2364S	USEP2377
2006	V10-6.8L	415	(wo/Secondary Fuel Ports); Midship Fuel Tank	USEP2365S	USEP2515
2006-2007	V10-6.8L	415	Aft Axle Fuel Tank	USEP2437S	USEP2377
2006-2008	V10-6.8L	415	Aft Axle Fuel Tank	USEP2437S	USEP2377
2007	V10-6.8L	415	(Secondary Fuel Ports); Midship Fuel Tank	USEP2364S	USEP2377
2007	V10-6.8L	415	Exc.Secondary Fuel Ports; Midship Fuel Tank	USEP2365S	USEP2515
2007-2008	V10-6.8L	415	(Secondary Fuel Ports); Midship Fuel Tank	USEP2364S	USEP2377
2007-2008	V10-6.8L	415	Exc.Secondary Fuel Ports; Midship Fuel Tank	USEP2365S	USEP2515
2004	V8-5.4L	330	w/Secondary Fuel Ports; Midship Fuel Tank (35 Gallon Fuel Tank)	USEP2364S	USEP2377
2004	V8-5.4L	330	Aft Axle Fuel Tank	USEP2437S	USEP2377
2004	V8-5.4L	330	(wo/Secondary Fuel Ports); Midship Fuel Tank (35 Gallon Fuel Tank)		USEP2515
2005	V8-5.4L	330	w/Secondary Fuel Ports; Exc.Extended Range Fuel Tank (Midship Fuel Tank) (35 Gallon Fuel Tank)	USEP2364S	USEP2377
2005	V8-5.4L	330	Extended Range Fuel Tank	USEP2437S	USEP2377
2005	V8-5.4L	330	Exc.Extended Range Fuel Tank (Aft Axle Fuel Tank)	USEP2437S	USEP2377
2005	V8-5.4L	330	(wo/Secondary Fuel Ports); Exc.Extended Range Fuel Tank (Midship Fuel Tank) (55 Gallon Fuel Tank)		USEP2515
2006	V8-5.4L	330	w/Secondary Fuel Ports; Exc.Extended Range Fuel Tank (Midship Fuel Tank)	USEP2364S	USEP2377
2006	V8-5.4L	330	(wo/Secondary Fuel Ports); Exc.Extended Range Fuel Tank (Midship Fuel Tank)	USEP2365S	USEP2515
2006-2008	V8-5.4L	330	Extended Range Fuel Tank	USEP2437S	USEP2377
2006-2008	V8-5.4L	330	Exc.Extended Range Fuel Tank (Aft Axle Fuel Tank)	USEP2437S	USEP2377
2007-2008	V8-5.4L	330	(Secondary Fuel Ports); Exc.Extended Range Fuel Tank (Midship Fuel Tank)	USEP2364S	USEP2377
2007-2008	V8-5.4L	330	Exc.Secondary Fuel Ports; Exc.Extended Range Fuel Tank (Midship Fuel Tank)	USEP2365S	USEP2515
2004-2005	V8-6.0L	363	DIESEL; Turbocharged; External Pump		USEP2340
2006-2009	V8-6.0L	363	DIESEL; Turbocharged; External Pump		USEP2340
E-450 ECONOLINE SUPER DUTY					
2002	V10-6.8L	415		USEP2286S	USEP2377
E-450 ECONOLINE SUPER DUTY STRIPPED					
2000-2001	V10-6.8L	415	2 tube ports; Midship Fuel Tank	USEP2286S	USEP2377
2000-2001	V10-6.8L	415	3 tube ports; Midship Fuel Tank	USEP2286S	USEP2377
2000-2001	V10-6.8L	415	3 tube ports; Aft Axle Fuel Tank	USEP2286S	USEP2377
2000-2002	V8-5.4L	330	2 tube ports; Midship Fuel Tank	USEP2286S	USEP2377
2000-2002	V8-5.4L	330	3 tube ports; Midship Fuel Tank	USEP2286S	USEP2377
2000-2002	V8-5.4L	330	3 tube ports; Aft Axle Fuel Tank	USEP2286S	USEP2377
2000-2001	V8-7.3L	445	DIESEL; Turbocharged; External Pump		USEP2236
E-450 SUPER DUTY					
2004-2006	V10-6.8L	415	w/Secondary Fuel Ports; Midship Fuel Tank	USEP2364S	USEP2377
2004-2006	V10-6.8L	415	(wo/Secondary Fuel Ports); Midship Fuel Tank		USEP2515
2004-2007	V10-6.8L	415	Aft Axle Fuel Tank	USEP2437S	USEP2377
2006	V10-6.8L	415	(wo/Secondary Fuel Ports); Midship Fuel Tank	USEP2365S	USEP2515
2007	V10-6.8L	415	(Secondary Fuel Ports); Midship Fuel Tank	USEP2364S	USEP2377
2007	V10-6.8L	415	Exc.Secondary Fuel Ports; Midship Fuel Tank	USEP2365S	USEP2515
2008	V10-6.8L	415	(Secondary Fuel Ports); Midship Fuel Tank	USEP2364S	USEP2377
2008	V10-6.8L	415	Aft Axle Fuel Tank	USEP2437S	USEP2377
2008	V10-6.8L	415	Exc.Secondary Fuel Ports; Midship Fuel Tank	USEP2365S	USEP2515
2004	V8-5.4L	330	w/Secondary Fuel Ports; Midship Fuel Tank (35 Gallon Fuel Tank)	USEP2364S	USEP2377
2004	V8-5.4L	330	Aft Axle Fuel Tank	USEP2437S	USEP2377
2004	V8-5.4L	330	(wo/Secondary Fuel Ports); Midship Fuel Tank (35 Gallon Fuel Tank)		USEP2515
2006	V8-5.4L	330	w/Secondary Fuel Ports; Exc.Extended Range Fuel Tank (Midship Fuel Tank)	USEP2364S	USEP2377
2006	V8-5.4L	330	(wo/Secondary Fuel Ports); Exc.Extended Range Fuel Tank (Midship Fuel Tank)	USEP2365S	USEP2515
2006-2007	V8-5.4L	330	Extended Range Fuel Tank	USEP2437S	USEP2377
2006-2007	V8-5.4L	330	Exc.Extended Range Fuel Tank (Aft Axle Fuel Tank)	USEP2437S	USEP2377
2007	V8-5.4L	330	(Secondary Fuel Ports); Exc.Extended Range Fuel Tank (Midship Fuel Tank)	USEP2364S	USEP2377
2007	V8-5.4L	330	Exc.Secondary Fuel Ports; Exc.Extended Range Fuel Tank (Midship Fuel Tank)	USEP2365S	USEP2515
2008	V8-5.4L	330	(Secondary Fuel Ports); Exc.Extended Range Fuel Tank (Midship Fuel Tank)	USEP2364S	USEP2377
2008	V8-5.4L	330	Extended Range Fuel Tank	USEP2437S	USEP2377
2008	V8-5.4L	330	Exc.Extended Range Fuel Tank (Aft Axle Fuel Tank)	USEP2437S	USEP2377
2008	V8-5.4L	330	Exc.Secondary Fuel Ports; Exc.Extended Range Fuel Tank (Midship Fuel Tank)	USEP2365S	USEP2515
2004-2007	V8-6.0L	363	DIESEL; Turbocharged; External Pump		USEP2340
E-450 SUPER DUTY STRIPPED CHASSIS					
2003	V10-6.8L	415	2 Tube ports; incl.Sender; Midship Fuel Tank	USEP2286S	USEP2068
2003	V10-6.8L	415	3 tube ports; Aft Axle Fuel Tank	USEP2343S	USEP2068
2003	V8-5.4L	330	2 Tube ports; incl.Sender; Midship Fuel Tank	USEP2286S	USEP2068
2003	V8-5.4L	330	3 tube ports; Aft Axle Fuel Tank	USEP2343S	USEP2068

Model Years	Engine Liters	Cubic Inches	Application Description	Fuel Pump Assembly	Fuel Pump Kit
2003	V8-7.3L	445	DIESEL; Turbocharged; External Pump		USEP2236
E-550 ECONOLINE SUPER DUTY					
2002	V10-6.8L	415	2 tube ports; Midship Fuel Tank	USEP2286S	USEP2377
2002	V10-6.8L	415	3 tube ports; Midship Fuel Tank	USEP2286S	USEP2377
2002	V10-6.8L	415	3 tube ports; Aft Axle Fuel Tank	USEP2286S	USEP2377
2002	V8-7.3L	445	DIESEL; Turbocharged; External Pump		USEP2236
E-550 SUPER DUTY					
2003	V10-6.8L	415			USEP2068
2003	V8-7.3L	445	DIESEL; Turbocharged; External Pump		USEP2236
ECONOLINE SUPER DUTY					
1997-1999	V10-6.8L	415	2 tube ports; Midship Fuel Tank	USEP2206S	USEP2379
1997-1999	V10-6.8L	415	3 tube ports; Midship Fuel Tank	USEP2225S	USEP2379
1997-1999	V10-6.8L	415	3 tube ports; Aft Axle Fuel Tank	USEP2224S	USEP2379
1997-1998	V8-5.4L	330	2 tube ports; Midship Fuel Tank	USEP2206S	USEP2379
1997-1998	V8-5.4L	330	3 tube ports; Midship Fuel Tank	USEP2223S	USEP2379
1997-1998	V8-5.4L	330	3 tube ports; Aft Axle Fuel Tank	USEP2224S	USEP2379
1996	V8-5.8L	351	Midship Fuel Tank	USEP2220M	USEP2284
1996	V8-5.8L	351	Aft Axle Fuel Tank	USEP2282M	USEP2284
1998-1999	V8-7.3L	445	DIESEL; Turbocharged; External Pump		USEP2236
1996	V8-7.5L	460	Midship Fuel Tank	USEP2220M	USEP2284
1996	V8-7.5L	460	Aft Axle Fuel Tank	USEP2282M	USEP2284
ESCAPE					
2001-2004	L4-2.0L	121		USEP2291M	USEP2291
2005	L4-2.3L	140	Exc.Onboard Refuel Vapor Recovery (From 02/28/05)	USEP2453M	USEP2314
2005	L4-2.3L	140	Exc.Onboard Refuel Vapor Recovery (To 02/28/05)	USEP2453M	USEP2314
2005	L4-2.3L	140	Onboard Refuel Vapor Recovery	USEP2440M	USEP2386
2006	L4-2.3L	140	Exc.Onboard Refuel Vapor Recovery	USEP2453M	USEP2314
2007	L4-2.3L	140	Exc.Onboard Refuel Vapor Recovery (To 01/02/07)	USEP2453M	USEP2314
2007	L4-2.3L	140	Onboard Refuel Vapor Recovery (To 01/02/07)	USEP2440M	USEP2386
2008	L4-2.3L	140	XLS		USEP2314
2008	L4-2.3L	140	XLT		USEP2314
2001-2004	V6-3.0L	182		USEP2291M	USEP2291
2005	V6-3.0L	182	Exc.Onboard Refuel Vapor Recovery	USEP2453M	USEP2314
2005	V6-3.0L	182	Onboard Refuel Vapor Recovery	USEP2440M	USEP2386
2006	V6-3.0L	183	Exc.Onboard Refuel Vapor Recovery	USEP2453M	USEP2314
2006	V6-3.0L	183	Limited; Exc.Onboard Refuel Vapor Recovery	USEP2453M	USEP2314
2007	V6-3.0L	183	Exc.Onboard Refuel Vapor Recovery (To 01/02/07)	USEP2453M	USEP2314
2007	V6-3.0L	183	Limited; Exc.Onboard Refuel Vapor Recovery (To 01/02/07)	USEP2453M	USEP2314
2007	V6-3.0L	183	Limited; Onboard Refuel Vapor Recovery (To 01/02/07)	USEP2440M	USEP2386
2007	V6-3.0L	183	Onboard Refuel Vapor Recovery (To 01/02/07)	USEP2440M	USEP2386
2008	V6-3.0L	183	Limited		USEP2314
2008	V6-3.0L	183	XLS		USEP2314
2008	V6-3.0L	183	XLT		USEP2314
ESCORT					
1985	L4-1.6L	98	FI; GT Turbo; Turbocharged; External Pump		USEP2315
1985	L4-1.6L	98	FI; GT; External Pump		USEP2315
1985	L4-1.6L	98	FI; LX; External Pump		USEP2315
1991-1996	L4-1.8L	112	GT	USEP2151H	USEP2065
1992-1993	L4-1.8L	112	LX-E	USEP2151H	USEP2065
1986	L4-1.9L	116	CARB; Pony; External Pump		USEP2315
1986	L4-1.9L	116	FI; GT; External Pump		USEP2315
1987	L4-1.9L	116	GL	USEP2082S	USEP2002
1987	L4-1.9L	116	Pony	USEP2082S	USEP2015
1987	L4-1.9L	116	GT	USEP2136S	USEP2015
1988	L4-1.9L	116	GL; 11 Gallon Fuel Tank	USEP2082S	USEP2002
1988	L4-1.9L	116	GL; 13 Gallon Fuel Tank	USEP2082S	USEP2002
1988	L4-1.9L	116	GT; From 04/88	USEP2136S	USEP2015
1988	L4-1.9L	116	GT; To 04/88	USEP2136S	USEP2015
1988-1989	L4-1.9L	116	LX; 11 Gallon Fuel Tank	USEP2082S	USEP2015
1988-1989	L4-1.9L	116	LX; 13 Gallon Fuel Tank	USEP2082S	USEP2015
1988-1990	L4-1.9L	116	Pony; 11 Gallon Fuel Tank	USEP2082S	USEP2015
1988-1990	L4-1.9L	116	Pony; 13 Gallon Fuel Tank	USEP2082S	USEP2015
1989-1990	L4-1.9L	116	GT	USEP2136S	USEP2002
1990	L4-1.9L	116	LX Sport; 11 Gallon Fuel Tank	USEP2082S	USEP2015
1990	L4-1.9L	116	LX Sport; 13 Gallon Fuel Tank	USEP2082S	USEP2015
1991-1995	L4-1.9L	116	LX Sport	USEP2151H	USEP2065
1991-1996	L4-1.9L	116		USEP2151H	USEP2065
1993,1996	L4-1.9L	116	Sport	USEP2151H	USEP2065
1994-1995	L4-1.9L	116	LX	USEP2151H	USEP2065

APPLICATIONS



FUEL PUMP APPLICATION GUIDE

USMW
Professional Series

Model Years	Engine Liters	Cubic Inches	Application Description	Fuel Pump Assembly	Fuel Pump Kit
1995-1996	L4-1.9L	113	Sold in Mexico		USEP2042
1997	L4-2.0L	121	LX	USEP2164H	USEP2065
1997	L4-2.0L	121	Sport	USEP2164H	USEP2065
1997	L4-2.0L	121		USEP2164H	USEP2065
1997	L4-2.0L	121	Sold in Mexico	USEP2164M	
1998	L4-2.0L	121	LX	USEP2197M	
1998	L4-2.0L	121	SE	USEP2197M	
1998	L4-2.0L	121	Sold in Mexico	USEP2197M	
1998	L4-2.0L	121		USEP2197M	
1999	L4-2.0L	121	Sold in Mexico	USEP2246M	
1999	L4-2.0L	121		USEP2246M	
2000	L4-2.0L	121	LX	USEP2246M	
2000-2002	L4-2.0L	121		USEP2246M	
2001	L4-2.0L	121	Sold in Mexico	USEP2246M	
2001-2002	L4-2.0L	121	SE	USEP2246M	
2003	L4-2.0L	121		USEP2246M	
EXCURSION					
2005	V10-6.8L	415	Exc.Calif	USEP2287M	USEP2318
2005	V10-6.8L	415	Calif	USEP2288M	USEP2318
2000-2003	V10-6.8L	415	Exc.Calif	USEP2287M	USEP2318
2000-2003	V10-6.8L	415	Calif	USEP2288M	USEP2318
2001-2004	V10-6.8L	415	Sold in Mexico	USEP2287M	USEP2318
2004	V10-6.8L	415	Exc.Calif (From 02/01/04)	USEP2287M	USEP2318
2004	V10-6.8L	415	Exc.Calif (To 02/01/04)	USEP2287M	USEP2318
2004	V10-6.8L	415	Calif (From 02/01/04)	USEP2288M	USEP2318
2004	V10-6.8L	415	Calif (To 02/01/04)	USEP2288M	USEP2318
2005	V8-5.4L	330	Exc.Calif	USEP2287M	USEP2318
2005	V8-5.4L	330	Calif	USEP2288M	USEP2318
2000-2003	V8-5.4L	330	Exc.Calif	USEP2287M	USEP2318
2000-2003	V8-5.4L	330	Calif	USEP2288M	USEP2318
2004	V8-5.4L	330	Exc.Calif (From 02/01/04)	USEP2287M	USEP2318
2004	V8-5.4L	330	Exc.Calif (To 02/01/04)	USEP2287M	USEP2318
2004	V8-5.4L	330	Calif (From 02/01/04)	USEP2288M	USEP2318
2004	V8-5.4L	330	Calif (To 02/01/04)	USEP2288M	USEP2318
2003	V8-6.0L	363	DIESEL; Turbocharged; External Pump		USEP2340
2004-2005	V8-6.0L	363	DIESEL; Turbocharged; External Pump		USEP2340
2000-2003	V8-7.3L	445	DIESEL; Turbocharged; External Pump		USEP2236
EXP					
1985	L4-1.6L	98	Fi; Turbo; Turbocharged; External Pump		USEP2315
1986	L4-1.9L	116	CARB; External Pump		USEP2315
1986	L4-1.9L	116	Fi; External Pump		USEP2315
1987	L4-1.9L	116	Luxury	USEP2136S	USEP2002
1987	L4-1.9L	116	Sport	USEP2136S	USEP2002
1988	L4-1.9L	116		USEP2136S	USEP2002
EXPEDITION					
2002	V8-4.6L	281	Sold in Mexico	USEP2252S	USEP2158
1997	V8-4.6L	281	Sold in Canada		USEP2158
1997	V8-4.6L	281	Sold in United States		USEP2158
1998	V8-4.6L	281	4WD	USEP2201S	USEP2158
1998	V8-4.6L	281	RWD; (Automatic Adjustable Suspension)	USEP2201S	USEP2158
1998	V8-4.6L	281	RWD; (Standard Suspension)	USEP2201S	USEP2158
1999	V8-4.6L	281	RWD; (Automatic Adjustable Suspension)	USEP2297S	USEP2226
1999	V8-4.6L	281	RWD; (Standard Suspension)	USEP2297S	USEP2226
1999-2000	V8-4.6L	281	4WD	USEP2297S	USEP2226
1999-2000	V8-4.6L	281	RWD; (Automatic Adjustable Suspension)	USEP2297S	USEP2226
1999-2000	V8-4.6L	281	RWD; (Standard Suspension)	USEP2297S	USEP2226
1999-2000	V8-4.6L	281	Sold in Mexico	USEP2252S	USEP2158
2001-2002	V8-4.6L	281	RWD; (Exc.Automatic Adjustable Suspension)	USEP2297S	USEP2226
2001-2002	V8-4.6L	281	RWD; (Automatic Leveling Suspension)	USEP2297S	USEP2226
2003-2004	V8-4.6L	281		USEP2361M	
1997	V8-5.4L	330	Sold in Canada		USEP2158
1997	V8-5.4L	330	Sold in United States		USEP2158
1998	V8-5.4L	330	4WD	USEP2201S	USEP2158
1998	V8-5.4L	330	RWD; (Automatic Adjustable Suspension)	USEP2201S	USEP2158
1998	V8-5.4L	330	RWD; (Standard Suspension)	USEP2201S	USEP2158
1998-2002	V8-5.4L	330	Sold in Mexico	USEP2252S	USEP2158
1999-2000	V8-5.4L	330	RWD; (Automatic Adjustable Suspension)	USEP2297S	USEP2226
1999-2000	V8-5.4L	330	RWD; (Standard Suspension)	USEP2297S	USEP2226
1999-2001	V8-5.4L	330	Sold in Mexico		USEP2226

Model Years	Engine Liters	Cubic Inches	Application Description	Fuel Pump Assembly	Fuel Pump Kit
1999-2002	V8-5.4L	330	4WD	USEP2297S	USEP2226
2001-2002	V8-5.4L	330	RWD; (Exc.Automatic Adjustable Suspension)	USEP2297S	USEP2226
2001-2002	V8-5.4L	330	RWD; (Automatic Leveling Suspension)	USEP2297S	USEP2226
2003-2004	V8-5.4L	330		USEP2360M	
2003-2005	V8-5.4L	330	Sold in Mexico	USEP2360M	
2005	V8-5.4L	330		USEP2443M	
2006	V8-5.4L	330	King Ranch	USEP2443M	
2006	V8-5.4L	330	XLS	USEP2443M	
2006	V8-5.4L	330	XLT Sport	USEP2443M	
2006-2007	V8-5.4L	330	Eddie Bauer	USEP2443M	
2006-2007	V8-5.4L	330	Limited	USEP2443M	
2006-2007	V8-5.4L	330	XLT	USEP2443M	
2007	V8-5.4L	330	EL Eddie Bauer	USEP2443M	
2007	V8-5.4L	330	EL Limited	USEP2443M	
2007	V8-5.4L	330	EL XLT	USEP2443M	
EXPLORER					
1991-1994	V6-4.0L	245		USEP2144S	USEP2001
1995	V6-4.0L	245	2 Dr.; (USA Built) (Canada Built Vehicle)	USEP2059MN	USEP2059
1995	V6-4.0L	245	4 Dr.; (USA Built) (Canada Built Vehicle)	USEP2059MN	USEP2059
1995	V6-4.0L	245	2 Dr.; (Mexico Built Vehicle)	USEP2190S	USEP2379
1995	V6-4.0L	245	4 Dr.; (Mexico Built Vehicle)	USEP2181S	
1995-1996	V6-4.0L	245	Sold in Mexico	USEP2059MN	USEP2059
1996	V6-4.0L	245	2 Dr.; (USA Built) (Canada Built Vehicle)	USEP2059MN	USEP2059
1996	V6-4.0L	245	4 Dr.; (USA Built) (Canada Built Vehicle)	USEP2059MN	USEP2059
1996-1997	V6-4.0L	245	4 Dr.; (Mexico Built Vehicle)	USEP2190S	USEP2379
1996-2000	V6-4.0L	245	2 Dr.; (Mexico Built Vehicle)	USEP2190S	USEP2379
1997	V6-4.0L	245	USA Built (Canada Built Vehicle)	USEP2190S	USEP2068
1997	V6-4.0L	245	4 Dr.; (Mexico Built Vehicle)	USEP2190S	USEP2377
1997	V6-4.0L	245	4 Dr.; (Mexico Built Vehicle)		USEP2379
1997	V6-4.0L	245	USA Built (Canada Built Vehicle)		USEP2379
1997-1998	V6-4.0L	245	Eddie Bauer	USEP2266S	
1997-1998	V6-4.0L	245	Limited	USEP2266S	
1997-1998	V6-4.0L	245	Sport	USEP2266S	
1997-1998	V6-4.0L	245	XL	USEP2266S	
1997-1998	V6-4.0L	245	XLT	USEP2266S	
1997-2000	V6-4.0L	245	2 Dr.; (Mexico Built Vehicle)	USEP2190S	USEP2379
1998-2000	V6-4.0L	245	4 Dr.; (Exc.Mexico Built Vehicle)	USEP2190S	USEP2379
1999-2001	V6-4.0L	245	Sold in Mexico		USEP2226
2000	V6-4.0L	245	2 Dr.; (Exc.Mexico Built Vehicle)	USEP2190S	USEP2379
2001	V6-4.0L	245	Sport; (2 Ports); From 04/23/01	USEP2332S	USEP2333
2001	V6-4.0L	245	Sport; (1 Port); To 04/23/01	USEP2332S	USEP2333
2001	V6-4.0L	245		USEP2296S	USEP2377
2002	V6-4.0L	245	Sport; To 03/04/02	USEP2332S	USEP2333
2002	V6-4.0L	245	From 05/12/02		USEP2339
2002	V6-4.0L	245	To 05/12/02		USEP2339
2002	V6-4.0L	245	Sport; From 03/04/02 (To 08/19/02)	USEP2348M	
2002	V6-4.0L	245	Sport; From 08/19/02	USEP2353M	
2003	V6-4.0L	245	From 12/10/02 (To 08/04/03)	USEP2351M	
2003	V6-4.0L	245	Sport XLT	USEP2353M	
2004	V6-4.0L	245	FLEX; From 03/01/04	USEP2439M	
2004	V6-4.0L	245	From 03/01/04	USEP2439M	
2005	V6-4.0L	245		USEP2439M	
2006	V6-4.0L	245		USEP2454M	
2006-2009	V6-4.0L	245	Eddie Bauer	USEP2454M	
2006-2009	V6-4.0L	245	Limited	USEP2454M	
2006-2009	V6-4.0L	245		USEP2454M	
2002	V8-4.6L	281			USEP2339
2004-2005	V8-4.6L	281		USEP2359M	
2006-2009	V8-4.6L	281	Eddie Bauer	USEP2454M	
2006-2009	V8-4.6L	281	Limited	USEP2454M	
2006-2009	V8-4.6L	281		USEP2454M	
1996	V8-5.0L	302	USA Built (Canada Built Vehicle)	USEP2059MN	USEP2059
1996	V8-5.0L	302	Mexico Built Vehicle	USEP2190S	USEP2379
1997	V8-5.0L	302	USA Built (Canada Built Vehicle)		USEP2377
1997-1998	V8-5.0L	302	Eddie Bauer	USEP2266S	
1997-1998	V8-5.0L	302	Limited	USEP2266S	
1997-1998	V8-5.0L	302	XLT	USEP2266S	
1998	V8-5.0L	302			USEP2377
1999	V8-5.0L	302	Eddie Bauer		USEP2158



FUEL PUMP APPLICATION GUIDE

USMW
Professional Series

Model Years	Engine Liters	Cubic Inches	Application Description	Fuel Pump Assembly	Fuel Pump Kit
1999	V8-5.0L	302	XLS		USEP2158
1999	V8-5.0L	302	XLT		USEP2158
2000	V8-5.0L	302	To 02/00	USEP2296S	USEP2377
2000	V8-5.0L	302	1 Port; From 02/00		USEP2377
2000-2001	V8-5.0L	302	Sold in Mexico		USEP2226
2001	V8-5.0L	302	1 Port	USEP2296S	USEP2377
EXPLORER SPORT TRAC					
2001	V6-4.0L	245	2 Ports; From 04/23/01	USEP2332S	USEP2333
2001	V6-4.0L	245	Front; To 04/23/01	USEP2332S	USEP2333
2001	V6-4.0L	245	1 Port; To 04/23/01		USEP2333
2002	V6-4.0L	245	To 03/04/02	USEP2332S	USEP2333
2002	V6-4.0L	245	From 03/04/02	USEP2348M	
2003	V6-4.0L	245	To 08/04/03	USEP2348M	
2003	V6-4.0L	245	From 08/04/03	USEP2358M	
2004-2005	V6-4.0L	245	FLEX	USEP2358M	
2004-2005	V6-4.0L	245		USEP2358M	
2007	V6-4.0L	245	From 08/07/06	USEP2454M	
2007	V6-4.0L	245	Limited; From 08/07/06	USEP2454M	
2007	V6-4.0L	245	Limited; To 08/07/06	USEP2454M	
2007	V6-4.0L	245	To 08/07/06	USEP2454M	
2008	V6-4.0L	245	Limited	USEP2454M	
2008	V6-4.0L	245		USEP2454M	
2007	V8-4.6L	281	From 08/07/06	USEP2454M	
2007	V8-4.6L	281	Limited; From 08/07/06	USEP2454M	
2007	V8-4.6L	281	Limited; To 08/07/06	USEP2454M	
2007	V8-4.6L	281	To 08/07/06	USEP2454M	
2008-2009	V8-4.6L	281	Limited	USEP2454M	
2008-2009	V8-4.6L	281		USEP2454M	
F SUPER DUTY					
1990-1991	V8-7.5L	460	19 Gallon Midship Fuel Tank (Steel Fuel Tank)	USEP2059MN	USEP2059
1990-1992	V8-7.5L	460	17 Gallon Midship Fuel Tank (Steel Fuel Tank)	USEP2059MN	USEP2059
1990-1992	V8-7.5L	460	19 Gallon Aft Axle Fuel Tank (Plastic Fuel Tank)	USEP2059MN	USEP2059
1990-1992	V8-7.5L	460	18 Gallon Aft Axle Fuel Tank (Steel Fuel Tank)	USEP2064MN	USEP2059
1992	V8-7.5L	460	2 tube ports; 19 Gallon Midship Fuel Tank (Steel Fuel Tank)	USEP2059MN	USEP2059
1992	V8-7.5L	460	3 tube ports; 19 Gallon Midship Fuel Tank (Steel Fuel Tank)	USEP2059MN	USEP2059
1993-1997	V8-7.5L	460	2 tube ports; 19 Gallon Midship Fuel Tank (Steel Fuel Tank)	USEP2059MN	USEP2059
1993-1997	V8-7.5L	460	3 tube ports; 19 Gallon Midship Fuel Tank (Steel Fuel Tank)	USEP2059MN	USEP2059
1993-1997	V8-7.5L	460	17 Gallon Midship Fuel Tank (Steel Fuel Tank)	USEP2059MN	USEP2059
1993-1997	V8-7.5L	460	19 Gallon Aft Axle Fuel Tank (Plastic Fuel Tank)	USEP2059MN	USEP2059
1993-1997	V8-7.5L	460	18 Gallon Aft Axle Fuel Tank (Steel Fuel Tank)	USEP2064MN	USEP2059
F-150					
1987	L6-4.9L	300	Fl; External Pump		USEP2000
1987	L6-4.9L	300	Fl; 17 Gallon Midship Fuel Tank	USEP2102S	USEP2008
1987	L6-4.9L	300	Fl; 19 Gallon Midship Fuel Tank	USEP2103S	USEP2008
1987	L6-4.9L	300	Fl; Rear Fuel Tank (Steel Fuel Tank)	USEP2104S	USEP2035
1988-1989	L6-4.9L	300	External Pump		USEP2000
1988-1989	L6-4.9L	300	17 Gallon Midship Fuel Tank	USEP2102S	USEP2008
1988-1989	L6-4.9L	300	19 Gallon Midship Fuel Tank	USEP2103S	USEP2008
1988-1989	L6-4.9L	300	Rear Fuel Tank (Steel Fuel Tank)	USEP2104S	USEP2035
1988-1989	L6-4.9L	300	Rear Fuel Tank (Plastic Fuel Tank)	USEP2143S	USEP2484
1990-1991	L6-4.9L	300	19 Gallon Midship Fuel Tank (Steel Fuel Tank)	USEP2059MN	USEP2059
1990-1992	L6-4.9L	300	19 Gallon Aft Axle Fuel Tank (Plastic Fuel Tank)	USEP2059MN	USEP2059
1990-1992	L6-4.9L	300	17 Gallon Midship Fuel Tank (Steel Fuel Tank)	USEP2059MN	USEP2059
1990-1992	L6-4.9L	300	18 Gallon Aft Axle Fuel Tank (Steel Fuel Tank)	USEP2064MN	USEP2059
1990-1992	L6-4.9L	300	17 Gallon Midship Fuel Tank (Steel Fuel Tank)		USEP2059
1992	L6-4.9L	300	2 tube ports; 19 Gallon Midship Fuel Tank (Steel Fuel Tank)	USEP2059MN	USEP2059
1992	L6-4.9L	300	3 tube ports; 19 Gallon Midship Fuel Tank (Steel Fuel Tank)	USEP2059MN	USEP2059
1993-1994	L6-4.9L	300	2 tube ports; 19 Gallon Midship Fuel Tank (Steel Fuel Tank)	USEP2059MN	USEP2059
1993-1994	L6-4.9L	300	3 tube ports; 19 Gallon Midship Fuel Tank (Steel Fuel Tank)	USEP2059MN	USEP2059
1993-1994	L6-4.9L	300	17 Gallon Midship Fuel Tank (Steel Fuel Tank)	USEP2059MN	USEP2059
1993-1994	L6-4.9L	300	19 Gallon Aft Axle Fuel Tank (Plastic Fuel Tank)	USEP2059MN	USEP2059
1993-1994	L6-4.9L	300	18 Gallon Aft Axle Fuel Tank (Steel Fuel Tank)	USEP2064MN	USEP2059
1995	L6-4.9L	300	2 tube ports; 19 Gallon Midship Fuel Tank (Steel Fuel Tank)	USEP2059MN	USEP2059
1995	L6-4.9L	300	3 tube ports; 19 Gallon Midship Fuel Tank (Steel Fuel Tank)	USEP2059MN	USEP2059
1995	L6-4.9L	300	17 Gallon Midship Fuel Tank (Steel Fuel Tank)	USEP2059MN	USEP2059
1995	L6-4.9L	300	19 Gallon Aft Axle Fuel Tank (Plastic Fuel Tank)	USEP2059MN	USEP2059
1995-1996	L6-4.9L	300	18 Gallon Aft Axle Fuel Tank (Steel Fuel Tank)	USEP2064MN	USEP2059
1995-1996	L6-4.9L	300	Sold in Mexico; 18 Gallon Aft Axle Fuel Tank (Steel Fuel Tank)	USEP2064MN	USEP2059
1996	L6-4.9L	300	2 tube ports; 19 Gallon Midship Fuel Tank (Steel Fuel Tank)	USEP2059MN	USEP2059

Model Years	Engine Liters	Cubic Inches	Application Description	Fuel Pump Assembly	Fuel Pump Kit
1996	L6-4.9L	300	3 tube ports; 19 Gallon Midship Fuel Tank (Steel Fuel Tank)	USEP2059MN	USEP2059
1996	L6-4.9L	300	17 Gallon Midship Fuel Tank (Steel Fuel Tank)	USEP2059MN	USEP2059
1996	L6-4.9L	300	19 Gallon Aft Axle Fuel Tank (Plastic Fuel Tank)	USEP2059MN	USEP2059
1996	L6-4.9L	300	18 Gallon Aft Axle Fuel Tank (Steel Fuel Tank)		USEP2059
1997	V6-4.2L	256	4WD	USEP2221S	USEP2379
1997	V6-4.2L	256	RWD	USEP2221S	USEP2379
1997	V6-4.2L	256	Standard Cab Pickup	USEP2221S	USEP2379
1997	V6-4.2L	256		USEP2221S	USEP2379
1998	V6-4.2L	256	4WD	USEP2221S	USEP2379
1998	V6-4.2L	256	Extended Cab Pickup	USEP2221S	USEP2379
1998	V6-4.2L	256	RWD	USEP2221S	USEP2379
1998	V6-4.2L	256	Standard Cab Pickup	USEP2221S	USEP2379
1998	V6-4.2L	256		USEP2221S	USEP2379
1999	V6-4.2L	256	4WD	USEP2237S	USEP2377
1999	V6-4.2L	256	Extended Cab Pickup	USEP2237S	USEP2377
1999	V6-4.2L	256	RWD	USEP2237S	USEP2377
1999	V6-4.2L	256	Standard Cab Pickup	USEP2237S	USEP2377
1999-2003	V6-4.2L	256	4WD		USEP2377
1999-2003	V6-4.2L	256	Extended Cab Pickup		USEP2377
1999-2003	V6-4.2L	256	RWD		USEP2377
1999-2003	V6-4.2L	256	Standard Cab Pickup		USEP2377
2000-2003	V6-4.2L	256		USEP2237S	USEP2377
2001-2003	V6-4.2L	256	Crew Cab Pickup		USEP2377
2005	V6-4.2L	256	STX	USEP2434M	USEP2158
2005	V6-4.2L	256		USEP2434M	USEP2158
2005	V6-4.2L	256	Extended Range Fuel Tank	USEP2441M	
2005	V6-4.2L	256	STX; (Extended Range Fuel Tank)	USEP2441M	
2006	V6-4.2L	256	STX	USEP2441M	
2006	V6-4.2L	256		USEP2441M	
2006-2008	V6-4.2L	256	STX	USEP2434M	USEP2158
2006-2008	V6-4.2L	256		USEP2434M	USEP2158
2007	V6-4.2L	256		USEP2434M	USEP2158
2007-2008	V6-4.2L	256	STX	USEP2434M	USEP2158
2007-2008	V6-4.2L	256		USEP2434M	USEP2158
2007-2008	V6-4.2L	256	Extended Range Fuel Tank	USEP2436M	
2007-2008	V6-4.2L	256	STX; (Extended Range Fuel Tank)	USEP2436M	
2007-2008	V6-4.2L	256	Exc.Extended Range Fuel Tank	USEP2441M	
2007-2008	V6-4.2L	256	STX; (Exc.Extended Range Fuel Tank)	USEP2441M	
2008	V6-4.2L	256	STX	USEP2434M	USEP2158
1997	V8-4.6L	281	4WD	USEP2221S	USEP2379
1997	V8-4.6L	281	RWD	USEP2221S	USEP2379
1997	V8-4.6L	281	Standard Cab Pickup	USEP2221S	USEP2379
1997	V8-4.6L	281		USEP2221S	USEP2379
1998	V8-4.6L	281	4WD	USEP2221S	USEP2379
1998	V8-4.6L	281	Extended Cab Pickup	USEP2221S	USEP2379
1998	V8-4.6L	281	RWD	USEP2221S	USEP2379
1998	V8-4.6L	281	Standard Cab Pickup	USEP2221S	USEP2379
1998	V8-4.6L	281		USEP2221S	USEP2379
1999	V8-4.6L	281	4WD	USEP2237S	USEP2377
1999	V8-4.6L	281	Extended Cab Pickup	USEP2237S	USEP2377
1999	V8-4.6L	281	RWD	USEP2237S	USEP2377
1999	V8-4.6L	281	Standard Cab Pickup	USEP2237S	USEP2377
1999	V8-4.6L	281		USEP2237S	USEP2377
1999,2002	V8-4.6L	281	4WD	USEP2237S	USEP2377
1999-2003	V8-4.6L	281	Extended Cab Pickup		USEP2377
1999-2003	V8-4.6L	281	Standard Cab Pickup		USEP2377
2000-2003	V8-4.6L	281		USEP2237S	USEP2377
2001	V8-4.6L	281	4WD; Extended Cab Pickup		USEP2377
2001	V8-4.6L	281	4WD; Standard Cab Pickup		USEP2377
2001	V8-4.6L	281	Crew Cab Pickup		USEP2377
2001	V8-4.6L	281	Extended Cab Pickup		USEP2377
2001	V8-4.6L	281	Extended Cab Pickup; RWD		USEP2377
2001	V8-4.6L	281	RWD; Standard Cab Pickup		USEP2377
2001	V8-4.6L	281	Standard Cab Pickup		USEP2377
2002	V8-4.6L	281	Crew Cab Pickup		USEP2377
2002-2003	V8-4.6L	281	Crew Cab Pickup		USEP2377
2004	V8-4.6L	281	STX	USEP2434M	USEP2158
2004	V8-4.6L	281	STX; (Standard Range Fuel Tank)	USEP2434M	USEP2158
2004	V8-4.6L	281	STX; (Extended Range Fuel Tank)	USEP2436M	

APPLICATIONS



FUEL PUMP APPLICATION GUIDE



Model Years	Engine Liters	Cubic Inches	Application Description	Fuel Pump Assembly	Fuel Pump Kit
2005	V8-4.6L	281	STX	USEP2434M	USEP2158
2005	V8-4.6L	281		USEP2434M	USEP2158
2005	V8-4.6L	281	Extended Range Fuel Tank	USEP2441M	
2005	V8-4.6L	281	STX; (Extended Range Fuel Tank)	USEP2441M	
2006-2008	V8-4.6L	281	STX	USEP2434M	USEP2158
2006-2008	V8-4.6L	281		USEP2434M	USEP2158
2006-2008	V8-4.6L	281	Extended Range Fuel Tank	USEP2436M	
2006-2008	V8-4.6L	281	STX; (Extended Range Fuel Tank)	USEP2436M	
2006-2008	V8-4.6L	281	Exc. Extended Range Fuel Tank	USEP2441M	
2006-2008	V8-4.6L	281	STX; (Exc. Extended Range Fuel Tank)	USEP2441M	
2007	V8-4.6L	281		USEP2434M	USEP2158
2008	V8-4.6L	281	FX2	USEP2434M	USEP2158
2008	V8-4.6L	281	STX	USEP2434M	USEP2158
2008	V8-4.6L	281	FX2; (Extended Range Fuel Tank)	USEP2436M	
2008	V8-4.6L	281	FX2; (Exc. Extended Range Fuel Tank)	USEP2441M	
1985	V8-5.0L	302	FI; External Pump		USEP2000
1985	V8-5.0L	302	FI; Rear Fuel Tank	USEP2093S	USEP2035
1985	V8-5.0L	302	FI; 19 Gallon Midship Fuel Tank	USEP2148S	USEP2035
1985	V8-5.0L	302	FI; 17 Gallon Midship Fuel Tank	USEP2149S	USEP2035
1986	V8-5.0L	302	FI; Rear Fuel Tank	USEP2093S	USEP2035
1986	V8-5.0L	302	FI; 19 Gallon Midship Fuel Tank	USEP2148S	USEP2035
1986	V8-5.0L	302	FI; 17 Gallon Midship Fuel Tank	USEP2149S	USEP2035
1986-1987	V8-5.0L	302	FI; External Pump		USEP2000
1987	V8-5.0L	302	FI; 17 Gallon Midship Fuel Tank	USEP2102S	USEP2008
1987	V8-5.0L	302	FI; 19 Gallon Midship Fuel Tank	USEP2103S	USEP2008
1987	V8-5.0L	302	FI; Rear Fuel Tank (Steel Fuel Tank)	USEP2104S	USEP2035
1988-1989	V8-5.0L	302	External Pump		USEP2000
1988-1989	V8-5.0L	302	17 Gallon Midship Fuel Tank	USEP2102S	USEP2008
1988-1989	V8-5.0L	302	19 Gallon Midship Fuel Tank	USEP2103S	USEP2008
1988-1989	V8-5.0L	302	Rear Fuel Tank (Steel Fuel Tank)	USEP2104S	USEP2035
1988-1989	V8-5.0L	302	Rear Fuel Tank (Plastic Fuel Tank)	USEP2143S	USEP2484
1990-1991	V8-5.0L	302	19 Gallon Midship Fuel Tank (Steel Fuel Tank)	USEP2059MN	USEP2059
1990-1992	V8-5.0L	302	17 Gallon Midship Fuel Tank (Steel Fuel Tank)	USEP2059MN	USEP2059
1990-1992	V8-5.0L	302	19 Gallon Aft Axle Fuel Tank (Plastic Fuel Tank)	USEP2059MN	USEP2059
1990-1992	V8-5.0L	302	18 Gallon Aft Axle Fuel Tank (Steel Fuel Tank)	USEP2064MN	USEP2059
1992	V8-5.0L	302	2 tube ports; 19 Gallon Midship Fuel Tank (Steel Fuel Tank)	USEP2059MN	USEP2059
1992	V8-5.0L	302	3 tube ports; 19 Gallon Midship Fuel Tank (Steel Fuel Tank)	USEP2059MN	USEP2059
1993-1994	V8-5.0L	302	2 tube ports; 19 Gallon Midship Fuel Tank (Steel Fuel Tank)	USEP2059MN	USEP2059
1993-1994	V8-5.0L	302	3 tube ports; 19 Gallon Midship Fuel Tank (Steel Fuel Tank)	USEP2059MN	USEP2059
1993-1994	V8-5.0L	302	17 Gallon Midship Fuel Tank (Steel Fuel Tank)	USEP2059MN	USEP2059
1993-1994	V8-5.0L	302	19 Gallon Aft Axle Fuel Tank (Plastic Fuel Tank)	USEP2059MN	USEP2059
1993-1994	V8-5.0L	302	18 Gallon Aft Axle Fuel Tank (Steel Fuel Tank)	USEP2064MN	USEP2059
1995	V8-5.0L	302	2 tube ports; 19 Gallon Midship Fuel Tank (Steel Fuel Tank)	USEP2059MN	USEP2059
1995	V8-5.0L	302	3 tube ports; 19 Gallon Midship Fuel Tank (Steel Fuel Tank)	USEP2059MN	USEP2059
1995	V8-5.0L	302	17 Gallon Midship Fuel Tank (Steel Fuel Tank)	USEP2059MN	USEP2059
1995	V8-5.0L	302	19 Gallon Aft Axle Fuel Tank (Plastic Fuel Tank)	USEP2059MN	USEP2059
1995	V8-5.0L	302	18 Gallon Aft Axle Fuel Tank (Steel Fuel Tank)	USEP2064MN	USEP2059
1996	V8-5.0L	302	2 tube ports; 19 Gallon Midship Fuel Tank (Steel Fuel Tank)	USEP2059MN	USEP2059
1996	V8-5.0L	302	3 tube ports; 19 Gallon Midship Fuel Tank (Steel Fuel Tank)	USEP2059MN	USEP2059
1996	V8-5.0L	302	17 Gallon Midship Fuel Tank (Steel Fuel Tank)	USEP2059MN	USEP2059
1996	V8-5.0L	302	19 Gallon Aft Axle Fuel Tank (Plastic Fuel Tank)	USEP2059MN	USEP2059
1996	V8-5.0L	302	18 Gallon Aft Axle Fuel Tank (Steel Fuel Tank)	USEP2064MN	USEP2059
1997-2000	V8-5.4L	330			USEP2158
1997-2001	V8-5.4L	330	XLT		USEP2158
1997-2004	V8-5.4L	330	Lariat		USEP2158
1997-2004	V8-5.4L	330	XL		USEP2158
1999	V8-5.4L	330	4WD; BI-FUEL	USEP2237S	USEP2377
1999	V8-5.4L	330	BI-FUEL; Extended Cab Pickup	USEP2237S	USEP2377
1999	V8-5.4L	330	BI-FUEL; RWD	USEP2237S	USEP2377
1999	V8-5.4L	330	BI-FUEL; Standard Cab Pickup	USEP2237S	USEP2377
1999	V8-5.4L	330	Lightning; Supercharged	USEP2265S	
1999-2000	V8-5.4L	330	4WD	USEP2237S	USEP2377
1999-2000	V8-5.4L	330	RWD	USEP2237S	USEP2377
1999-2000	V8-5.4L	330	Extended Cab Pickup	USEP2237S	USEP2377
1999-2000	V8-5.4L	330	Standard Cab Pickup	USEP2237S	USEP2377
1999-2003	V8-5.4L	330	Lightning		USEP2158
1999-2003	V8-5.4L	330	4WD; BI-FUEL		USEP2377
1999-2003	V8-5.4L	330	BI-FUEL; Extended Cab Pickup		USEP2377
1999-2003	V8-5.4L	330	BI-FUEL; RWD		USEP2377

Model Years	Engine Liters	Cubic Inches	Application Description	Fuel Pump Assembly	Fuel Pump Kit
1999-2003	V8-5.4L	330	BI-FUEL; Standard Cab Pickup		USEP2377
1999-2003	V8-5.4L	330	Extended Cab Pickup		USEP2377
1999-2003	V8-5.4L	330	Standard Cab Pickup		USEP2377
2000-2003	V8-5.4L	330	Harley-Davidson Edition		USEP2158
2001	V8-5.4L	330	Crew Cab Pickup; Harley-Davidson Edition		USEP2377
2001-2003	V8-5.4L	330	King Ranch		USEP2158
2001-2003	V8-5.4L	330	4WD; Extended Cab Pickup		USEP2377
2001-2003	V8-5.4L	330	4WD; Standard Cab Pickup		USEP2377
2001-2003	V8-5.4L	330	BI-FUEL		USEP2377
2001-2003	V8-5.4L	330	BI-FUEL; Crew Cab Pickup		USEP2377
2001-2003	V8-5.4L	330	Crew Cab Pickup		USEP2377
2001-2003	V8-5.4L	330	Extended Cab Pickup		USEP2377
2001-2003	V8-5.4L	330	Extended Cab Pickup; RWD		USEP2377
2001-2003	V8-5.4L	330	RWD; Standard Cab Pickup		USEP2377
2001-2003	V8-5.4L	330	Standard Cab Pickup		USEP2377
2004	V8-5.4L	330	FX4	USEP2434M	USEP2158
2004	V8-5.4L	330	FX4; (Standard Range Fuel Tank)	USEP2434M	USEP2158
2004	V8-5.4L	330	FX4; (Extended Range Fuel Tank)	USEP2436M	
2005	V8-5.4L	330	FX4	USEP2434M	USEP2158
2005	V8-5.4L	330	King Ranch	USEP2434M	USEP2158
2005	V8-5.4L	330	Lariat	USEP2434M	USEP2158
2005	V8-5.4L	330		USEP2434M	USEP2158
2005	V8-5.4L	330	Extended Range Fuel Tank	USEP2436M	
2005	V8-5.4L	330	FX4; (Extended Range Fuel Tank)	USEP2436M	
2005	V8-5.4L	330	Lariat; (Extended Range Fuel Tank)	USEP2436M	
2005	V8-5.4L	330	Exc.Extended Range Fuel Tank	USEP2441M	
2005	V8-5.4L	330	FX4; (Exc.Extended Range Fuel Tank)	USEP2441M	
2005	V8-5.4L	330	Lariat; (Exc.Extended Range Fuel Tank)	USEP2441M	
2006	V8-5.4L	330	FLEX; King Ranch	USEP2434M	USEP2158
2006	V8-5.4L	330	King Ranch	USEP2434M	USEP2158
2006	V8-5.4L	330	FLEX; Harley-Davidson Edition; Exc.Extended Range Fuel Tank	USEP2436M	
2006	V8-5.4L	330	FLEX; Harley-Davidson Edition; Extended Range Fuel Tank	USEP2501M	
2006-2007	V8-5.4L	330	FLEX; (Exc.Extended Range Fuel Tank)	USEP2436M	
2006-2007	V8-5.4L	330	FLEX; FX4; (Exc.Extended Range Fuel Tank)	USEP2436M	
2006-2007	V8-5.4L	330	FLEX; Lariat; (Exc.Extended Range Fuel Tank)	USEP2436M	
2006-2007	V8-5.4L	330	Harley-Davidson Edition; Extended Range Fuel Tank	USEP2436M	
2006-2007	V8-5.4L	330	Harley-Davidson Edition; Exc.Extended Range Fuel Tank	USEP2441M	
2006-2007	V8-5.4L	330	FLEX; (Extended Range Fuel Tank)	USEP2501M	
2006-2007	V8-5.4L	330	FLEX; FX4; (Extended Range Fuel Tank)	USEP2501M	
2006-2007	V8-5.4L	330	FLEX; Lariat; (Extended Range Fuel Tank)	USEP2501M	
2006-2008	V8-5.4L	330	FLEX	USEP2434M	USEP2158
2006-2008	V8-5.4L	330	FLEX; FX4	USEP2434M	USEP2158
2006-2008	V8-5.4L	330	FLEX; Lariat	USEP2434M	USEP2158
2006-2008	V8-5.4L	330	FX4	USEP2434M	USEP2158
2006-2008	V8-5.4L	330	Lariat	USEP2434M	USEP2158
2006-2008	V8-5.4L	330		USEP2434M	USEP2158
2006-2008	V8-5.4L	330	Extended Range Fuel Tank	USEP2436M	
2006-2008	V8-5.4L	330	FX4; (Extended Range Fuel Tank)	USEP2436M	
2006-2008	V8-5.4L	330	Lariat; (Extended Range Fuel Tank)	USEP2436M	
2006-2008	V8-5.4L	330	Exc.Extended Range Fuel Tank	USEP2441M	
2006-2008	V8-5.4L	330	FX4; (Exc.Extended Range Fuel Tank)	USEP2441M	
2006-2008	V8-5.4L	330	Lariat; (Exc.Extended Range Fuel Tank)	USEP2441M	
2007	V8-5.4L	330	FLEX	USEP2434M	USEP2158
2007	V8-5.4L	330		USEP2434M	USEP2158
2007	V8-5.4L	330	FLEX; FX2; (Exc.Extended Range Fuel Tank)	USEP2436M	
2007	V8-5.4L	330	FLEX; King Ranch; (Exc.Extended Range Fuel Tank)	USEP2436M	
2007	V8-5.4L	330	King Ranch; (Extended Range Fuel Tank)	USEP2436M	
2007	V8-5.4L	330	King Ranch; (Exc.Extended Range Fuel Tank)	USEP2441M	
2007	V8-5.4L	330	FLEX; FX2; (Extended Range Fuel Tank)	USEP2501M	
2007	V8-5.4L	330	FLEX; King Ranch; (Extended Range Fuel Tank)	USEP2501M	
2007-2008	V8-5.4L	330	FLEX; FX2	USEP2434M	USEP2158
2007-2008	V8-5.4L	330	FLEX; King Ranch	USEP2434M	USEP2158
2007-2008	V8-5.4L	330	FX2	USEP2434M	USEP2158
2007-2008	V8-5.4L	330	King Ranch	USEP2434M	USEP2158
2007-2008	V8-5.4L	330	FX2; (Extended Range Fuel Tank)	USEP2436M	
2007-2008	V8-5.4L	330	King Ranch; (Extended Range Fuel Tank)	USEP2436M	
2007-2008	V8-5.4L	330	FX2; (Exc.Extended Range Fuel Tank)	USEP2441M	
2007-2008	V8-5.4L	330	King Ranch; (Exc.Extended Range Fuel Tank)	USEP2441M	
2008	V8-5.4L	330	FLEX; FX2	USEP2434M	USEP2158

APPLICATIONS



FUEL PUMP APPLICATION GUIDE

USMW
Professional Series

Model Years	Engine Liters	Cubic Inches	Application Description	Fuel Pump Assembly	Fuel Pump Kit
2008	V8-5.4L	330	FLEX; Harley-Davidson Edition	USEP2434M	USEP2158
2008	V8-5.4L	330	FLEX; Limited	USEP2434M	USEP2158
2008	V8-5.4L	330	FX2	USEP2434M	USEP2158
2008	V8-5.4L	330	Harley-Davidson Edition	USEP2434M	USEP2158
2008	V8-5.4L	330	Limited	USEP2434M	USEP2158
2008	V8-5.4L	330	FLEX; (Extended Range Fuel Tank)	USEP2436M	
2008	V8-5.4L	330	FLEX; FX2; (Extended Range Fuel Tank)	USEP2436M	
2008	V8-5.4L	330	FLEX; FX4; (Extended Range Fuel Tank)	USEP2436M	
2008	V8-5.4L	330	FLEX; King Ranch; (Extended Range Fuel Tank)	USEP2436M	
2008	V8-5.4L	330	FLEX; Lariat; (Extended Range Fuel Tank)	USEP2436M	
2008	V8-5.4L	330	FX2; (Extended Range Fuel Tank)	USEP2436M	
2008	V8-5.4L	330	FLEX; (Exc.Extended Range Fuel Tank)	USEP2441M	
2008	V8-5.4L	330	FLEX; FX2; (Exc.Extended Range Fuel Tank)	USEP2441M	
2008	V8-5.4L	330	FLEX; FX4; (Exc.Extended Range Fuel Tank)	USEP2441M	
2008	V8-5.4L	330	FLEX; King Ranch; (Exc.Extended Range Fuel Tank)	USEP2441M	
2008	V8-5.4L	330	FLEX; Lariat; (Exc.Extended Range Fuel Tank)	USEP2441M	
2008	V8-5.4L	330	FX2; (Exc.Extended Range Fuel Tank)	USEP2441M	
1988	V8-5.8L	351	Rear Fuel Tank (Steel Fuel Tank)	USEP2104S	USEP2035
1988-1989	V8-5.8L	351	External Pump		USEP2000
1988-1989	V8-5.8L	351	17 Gallon Midship Fuel Tank	USEP2102S	USEP2008
1988-1989	V8-5.8L	351	19 Gallon Midship Fuel Tank	USEP2103S	USEP2008
1988-1989	V8-5.8L	351	Rear Fuel Tank (Plastic Fuel Tank)	USEP2143S	USEP2484
1990-1991	V8-5.8L	351	19 Gallon Midship Fuel Tank (Steel Fuel Tank)	USEP2059MN	USEP2059
1990-1992	V8-5.8L	351	17 Gallon Midship Fuel Tank (Steel Fuel Tank)	USEP2059MN	USEP2059
1990-1992	V8-5.8L	351	19 Gallon Aft Axle Fuel Tank (Plastic Fuel Tank)	USEP2059MN	USEP2059
1990-1992	V8-5.8L	351	18 Gallon Aft Axle Fuel Tank (Steel Fuel Tank)	USEP2064MN	USEP2059
1992	V8-5.8L	351	2 tube ports; 19 Gallon Midship Fuel Tank (Steel Fuel Tank)	USEP2059MN	USEP2059
1992	V8-5.8L	351	3 tube ports; 19 Gallon Midship Fuel Tank (Steel Fuel Tank)	USEP2059MN	USEP2059
1993-1994	V8-5.8L	351	2 tube ports; 19 Gallon Midship Fuel Tank (Steel Fuel Tank)	USEP2059MN	USEP2059
1993-1994	V8-5.8L	351	3 tube ports; 19 Gallon Midship Fuel Tank (Steel Fuel Tank)	USEP2059MN	USEP2059
1993-1994	V8-5.8L	351	17 Gallon Midship Fuel Tank (Steel Fuel Tank)	USEP2059MN	USEP2059
1993-1994	V8-5.8L	351	19 Gallon Aft Axle Fuel Tank (Plastic Fuel Tank)	USEP2059MN	USEP2059
1993-1994	V8-5.8L	351	Lightning; (2 Tube Ports); 19 Gallon Midship Fuel Tank (Steel Fuel Tank)	USEP2059MN	USEP2059
1993-1994	V8-5.8L	351	Lightning; (3 Tube Ports); 19 Gallon Midship Fuel Tank (Steel Fuel Tank)	USEP2059MN	USEP2059
1993-1994	V8-5.8L	351	Lightning; 17 Gallon Midship Fuel Tank (Steel Fuel Tank)	USEP2059MN	USEP2059
1993-1994	V8-5.8L	351	Lightning; 19 Gallon Aft Axle Fuel Tank (Plastic Fuel Tank)	USEP2059MN	USEP2059
1993-1994	V8-5.8L	351	18 Gallon Aft Axle Fuel Tank (Steel Fuel Tank)	USEP2064MN	USEP2059
1993-1994	V8-5.8L	351	Lightning; 18 Gallon Aft Axle Fuel Tank (Steel Fuel Tank)	USEP2064MN	USEP2059
1995	V8-5.8L	351	2 tube ports; 19 Gallon Midship Fuel Tank (Steel Fuel Tank)	USEP2059MN	USEP2059
1995	V8-5.8L	351	3 tube ports; 19 Gallon Midship Fuel Tank (Steel Fuel Tank)	USEP2059MN	USEP2059
1995	V8-5.8L	351	17 Gallon Midship Fuel Tank (Steel Fuel Tank)	USEP2059MN	USEP2059
1995	V8-5.8L	351	19 Gallon Aft Axle Fuel Tank (Plastic Fuel Tank)	USEP2059MN	USEP2059
1995	V8-5.8L	351	Lightning; (2 Tube Ports); 19 Gallon Midship Fuel Tank (Steel Fuel Tank)	USEP2059MN	USEP2059
1995	V8-5.8L	351	Lightning; (3 Tube Ports); 19 Gallon Midship Fuel Tank (Steel Fuel Tank)	USEP2059MN	USEP2059
1995	V8-5.8L	351	Lightning; 17 Gallon Midship Fuel Tank (Steel Fuel Tank)	USEP2059MN	USEP2059
1995	V8-5.8L	351	Lightning; 19 Gallon Aft Axle Fuel Tank (Plastic Fuel Tank)	USEP2059MN	USEP2059
1995	V8-5.8L	351	18 Gallon Aft Axle Fuel Tank (Steel Fuel Tank)	USEP2064MN	USEP2059
1995	V8-5.8L	351	Lightning; 18 Gallon Aft Axle Fuel Tank (Steel Fuel Tank)	USEP2064MN	USEP2059
1996	V8-5.8L	351	2 tube ports; 19 Gallon Midship Fuel Tank (Steel Fuel Tank)	USEP2059MN	USEP2059
1996	V8-5.8L	351	3 tube ports; 19 Gallon Midship Fuel Tank (Steel Fuel Tank)	USEP2059MN	USEP2059
1996	V8-5.8L	351	17 Gallon Midship Fuel Tank (Steel Fuel Tank)	USEP2059MN	USEP2059
1996	V8-5.8L	351	19 Gallon Aft Axle Fuel Tank (Plastic Fuel Tank)	USEP2059MN	USEP2059
1996	V8-5.8L	351	18 Gallon Aft Axle Fuel Tank (Steel Fuel Tank)	USEP2064MN	USEP2059
F-150 HERITAGE					
2004	V6-4.2L	256	4WD		USEP2377
2004	V6-4.2L	256	Extended Cab Pickup		USEP2377
2004	V6-4.2L	256	RWD		USEP2377
2004	V6-4.2L	256	Standard Cab Pickup		USEP2377
2004	V6-4.2L	256			USEP2377
2004	V8-4.6L	281	4WD		USEP2377
2004	V8-4.6L	281	Extended Cab Pickup		USEP2377
2004	V8-4.6L	281	RWD		USEP2377
2004	V8-4.6L	281	Standard Cab Pickup		USEP2377
2004	V8-4.6L	281			USEP2377
2004	V8-5.4L	330	4WD; BI-FUEL; Extended Cab Pickup	USEP2237S	USEP2377
2004	V8-5.4L	330	4WD; BI-FUEL; Standard Cab Pickup	USEP2237S	USEP2377
2004	V8-5.4L	330	BI-FUEL; Extended Cab Pickup	USEP2237S	USEP2377
2004	V8-5.4L	330	BI-FUEL; Extended Cab Pickup; RWD	USEP2237S	USEP2377
2004	V8-5.4L	330	BI-FUEL; RWD; Standard Cab Pickup	USEP2237S	USEP2377

Model Years	Engine Liters	Cubic Inches	Application Description	Fuel Pump Assembly	Fuel Pump Kit
2004	V8-5.4L	330	BI-FUEL; Standard Cab Pickup	USEP2237S	USEP2377
F-250					
1987	L6-4.9L	300	FI; External Pump		USEP2000
1987	L6-4.9L	300	FI; 19 Gallon Midship Fuel Tank	USEP2103S	USEP2008
1987	L6-4.9L	300	FI; Rear Fuel Tank (Steel Fuel Tank)	USEP2104S	USEP2008
1987	L6-4.9L	300	FI; 17 Gallon Midship Fuel Tank	USEP2102S	USEP2035
1988-1989	L6-4.9L	300	External Pump		USEP2000
1988-1989	L6-4.9L	300	Rear Fuel Tank (Steel Fuel Tank)	USEP2104S	USEP2008
1988-1989	L6-4.9L	300	Rear Fuel Tank (Plastic Fuel Tank)	USEP2143S	USEP2008
1988-1989	L6-4.9L	300	19 Gallon Midship Fuel Tank	USEP2103S	USEP2035
1988-1989	L6-4.9L	300	17 Gallon Midship Fuel Tank	USEP2102S	USEP2484
1990-1991	L6-4.9L	300	19 Gallon Midship Fuel Tank (Steel Fuel Tank)	USEP2059MN	USEP2059
1990-1992	L6-4.9L	300	17 Gallon Midship Fuel Tank (Steel Fuel Tank)	USEP2059MN	USEP2059
1990-1992	L6-4.9L	300	19 Gallon Aft Axle Fuel Tank (Plastic Fuel Tank)	USEP2059MN	USEP2059
1992	L6-4.9L	300	2 tube ports; 19 Gallon Midship Fuel Tank (Steel Fuel Tank)	USEP2059MN	USEP2059
1992	L6-4.9L	300	3 tube ports; 19 Gallon Midship Fuel Tank (Steel Fuel Tank)	USEP2059MN	USEP2059
1993-1996	L6-4.9L	300	2 tube ports; 19 Gallon Midship Fuel Tank (Steel Fuel Tank)	USEP2059MN	USEP2059
1993-1996	L6-4.9L	300	3 tube ports; 19 Gallon Midship Fuel Tank (Steel Fuel Tank)	USEP2059MN	USEP2059
1993-1996	L6-4.9L	300	17 Gallon Midship Fuel Tank (Steel Fuel Tank)	USEP2059MN	USEP2059
1993-1996	L6-4.9L	300	19 Gallon Aft Axle Fuel Tank (Plastic Fuel Tank)	USEP2059MN	USEP2059
1993-1996	L6-4.9L	300	18 Gallon Aft Axle Fuel Tank (Steel Fuel Tank)		USEP2059
1995-1996	L6-4.9L	300	18 Gallon Aft Axle Fuel Tank (Steel Fuel Tank)	USEP2064MN	USEP2059
1997	V8-4.6L	281	Crew Cab Pickup	USEP2221S	USEP2379
1997	V8-4.6L	281	Standard Cab Pickup	USEP2221S	USEP2379
1998	V8-4.6L	281	Extended Cab Pickup	USEP2221S	USEP2379
1998	V8-4.6L	281	Standard Cab Pickup	USEP2221S	USEP2379
1998	V8-4.6L	281		USEP2221S	USEP2379
1999	V8-4.6L	281	Extended Cab Pickup	USEP2237S	USEP2377
1999	V8-4.6L	281	Standard Cab Pickup	USEP2237S	USEP2377
1985	V8-5.0L	302	FI; 19 Gallon Midship Fuel Tank	USEP2148S	USEP2035
1985-1986	V8-5.0L	302	FI; Rear Fuel Tank	USEP2093S	USEP2035
1985-1986	V8-5.0L	302	FI; External Pump	USEP2093S	USEP2035
1985-1986	V8-5.0L	302	FI; 17 Gallon Midship Fuel Tank	USEP2149S	USEP2035
1985-1986	V8-5.0L	302	FI; 19 Gallon Midship Fuel Tank		USEP2035
1985-1987	V8-5.0L	302	FI; External Pump		USEP2000
1986	V8-5.0L	302	FI; 19 Gallon Midship Fuel Tank	USEP2149S	USEP2035
1987	V8-5.0L	302	FI; 19 Gallon Midship Fuel Tank	USEP2103S	USEP2008
1987	V8-5.0L	302	FI; Rear Fuel Tank (Steel Fuel Tank)	USEP2104S	USEP2008
1987	V8-5.0L	302	FI; 17 Gallon Midship Fuel Tank	USEP2102S	USEP2035
1988-1989	V8-5.0L	302	External Pump		USEP2000
1988-1989	V8-5.0L	302	19 Gallon Midship Fuel Tank	USEP2103S	USEP2008
1988-1989	V8-5.0L	302	Rear Fuel Tank (Steel Fuel Tank)	USEP2104S	USEP2008
1988-1989	V8-5.0L	302	Rear Fuel Tank (Plastic Fuel Tank)	USEP2143S	USEP2008
1988-1989	V8-5.0L	302	17 Gallon Midship Fuel Tank	USEP2102S	USEP2484
1991	V8-5.0L	302	19 Gallon Midship Fuel Tank (Steel Fuel Tank)	USEP2059MN	USEP2059
1991-1992	V8-5.0L	302	17 Gallon Midship Fuel Tank (Steel Fuel Tank)	USEP2059MN	USEP2059
1991-1992	V8-5.0L	302	19 Gallon Aft Axle Fuel Tank (Plastic Fuel Tank)	USEP2059MN	USEP2059
1991-1992	V8-5.0L	302	18 Gallon Aft Axle Fuel Tank (Steel Fuel Tank)	USEP2064MN	USEP2059
1992	V8-5.0L	302	2 tube ports; 19 Gallon Midship Fuel Tank (Steel Fuel Tank)	USEP2059MN	USEP2059
1992	V8-5.0L	302	3 tube ports; 19 Gallon Midship Fuel Tank (Steel Fuel Tank)	USEP2059MN	USEP2059
1993-1996	V8-5.0L	302	2 tube ports; 19 Gallon Midship Fuel Tank (Steel Fuel Tank)	USEP2059MN	USEP2059
1993-1996	V8-5.0L	302	3 tube ports; 19 Gallon Midship Fuel Tank (Steel Fuel Tank)	USEP2059MN	USEP2059
1993-1996	V8-5.0L	302	17 Gallon Midship Fuel Tank (Steel Fuel Tank)	USEP2059MN	USEP2059
1993-1996	V8-5.0L	302	19 Gallon Aft Axle Fuel Tank (Plastic Fuel Tank)	USEP2059MN	USEP2059
1993-1996	V8-5.0L	302	18 Gallon Aft Axle Fuel Tank (Steel Fuel Tank)	USEP2064MN	USEP2059
1995-1996	V8-5.0L	302	Sold in Mexico	USEP2063M	USEP2059
1999	V8-5.4L	330	BI-FUEL	USEP2237S	USEP2377
1999	V8-5.4L	330	BI-FUEL; Extended Cab Pickup	USEP2237S	USEP2377
1999	V8-5.4L	330	BI-FUEL; Standard Cab Pickup	USEP2237S	USEP2377
1988	V8-5.8L	351	Rear Fuel Tank (Steel Fuel Tank)	USEP2104S	USEP2035
1988-1989	V8-5.8L	351	External Pump		USEP2000
1988-1989	V8-5.8L	351	19 Gallon Midship Fuel Tank	USEP2103S	USEP2008
1988-1989	V8-5.8L	351	Rear Fuel Tank (Plastic Fuel Tank)	USEP2143S	USEP2008
1988-1989	V8-5.8L	351	17 Gallon Midship Fuel Tank	USEP2102S	USEP2484
1990-1991	V8-5.8L	351	19 Gallon Midship Fuel Tank (Steel Fuel Tank)	USEP2059MN	USEP2059
1990-1992	V8-5.8L	351	17 Gallon Midship Fuel Tank (Steel Fuel Tank)	USEP2059MN	USEP2059
1990-1992	V8-5.8L	351	19 Gallon Aft Axle Fuel Tank (Plastic Fuel Tank)	USEP2059MN	USEP2059
1990-1992	V8-5.8L	351	18 Gallon Aft Axle Fuel Tank (Steel Fuel Tank)	USEP2064MN	USEP2059
1992	V8-5.8L	351	2 tube ports; 19 Gallon Midship Fuel Tank (Steel Fuel Tank)	USEP2059MN	USEP2059



FUEL PUMP APPLICATION GUIDE

USMW
Professional Series

Model Years	Engine Liters	Cubic Inches	Application Description	Fuel Pump Assembly	Fuel Pump Kit
1992	V8-5.8L	351	3 tube ports; 19 Gallon Midship Fuel Tank (Steel Fuel Tank)	USEP2059MN	USEP2059
1993-1996	V8-5.8L	351	18 Gallon Aft Axle Fuel Tank (Steel Fuel Tank)	USEP2064MN	USEP2059
1993-1997	V8-5.8L	351	2 tube ports; 19 Gallon Midship Fuel Tank (Steel Fuel Tank)	USEP2059MN	USEP2059
1993-1997	V8-5.8L	351	3 tube ports; 19 Gallon Midship Fuel Tank (Steel Fuel Tank)	USEP2059MN	USEP2059
1993-1997	V8-5.8L	351	17 Gallon Midship Fuel Tank (Steel Fuel Tank)	USEP2059MN	USEP2059
1993-1997	V8-5.8L	351	19 Gallon Aft Axle Fuel Tank (Plastic Fuel Tank)	USEP2059MN	USEP2059
1993-1997	V8-5.8L	351	18 Gallon Aft Axle Fuel Tank (Steel Fuel Tank)		USEP2059
1997	V8-5.8L	351	18 Gallon Aft Axle Fuel Tank (Steel Fuel Tank)	USEP2064MN	USEP2059
1985-1986	V8-7.5L	460	CARB; Midship Fuel Tank	USEP2088S	USEP2484
1985-1986	V8-7.5L	460	CARB; 19 Gallon Aft Axle Fuel Tank (Plastic Fuel Tank)	USEP2091S	USEP2484
1985-1986	V8-7.5L	460	CARB; 18 Gallon Aft Axle Fuel Tank (Steel Fuel Tank)	USEP2128S	USEP2484
1988	V8-7.5L	460	External Pump		USEP2000
1988	V8-7.5L	460	Rear Fuel Tank (Steel Fuel Tank)	USEP2104S	USEP2035
1988	V8-7.5L	460	Rear Fuel Tank (Plastic Fuel Tank)	USEP2143S	USEP2484
1988-1989	V8-7.5L	460	19 Gallon Midship Fuel Tank	USEP2103S	USEP2008
1988-1989	V8-7.5L	460	17 Gallon Midship Fuel Tank	USEP2102S	USEP2035
1989	V8-7.5L	460	Extended Cab Pickup; External Pump		USEP2000
1989	V8-7.5L	460	Standard Cab Pickup; External Pump		USEP2000
1989	V8-7.5L	460	Aft Axle Fuel Tank (Steel Fuel Tank)	USEP2104S	USEP2035
1989	V8-7.5L	460	Aft Axle Fuel Tank (Plastic Fuel Tank)	USEP2143S	USEP2484
1990-1991	V8-7.5L	460	19 Gallon Midship Fuel Tank (Steel Fuel Tank)	USEP2059MN	USEP2059
1990-1992	V8-7.5L	460	17 Gallon Midship Fuel Tank (Steel Fuel Tank)	USEP2059MN	USEP2059
1990-1992	V8-7.5L	460	19 Gallon Aft Axle Fuel Tank (Plastic Fuel Tank)	USEP2059MN	USEP2059
1990-1992	V8-7.5L	460	18 Gallon Aft Axle Fuel Tank (Steel Fuel Tank)	USEP2064MN	USEP2059
1992	V8-7.5L	460	2 tube ports; 19 Gallon Midship Fuel Tank (Steel Fuel Tank)	USEP2059MN	USEP2059
1992	V8-7.5L	460	3 tube ports; 19 Gallon Midship Fuel Tank (Steel Fuel Tank)	USEP2059MN	USEP2059
1993-1997	V8-7.5L	460	2 tube ports; 19 Gallon Midship Fuel Tank (Steel Fuel Tank)	USEP2059MN	USEP2059
1993-1997	V8-7.5L	460	3 tube ports; 19 Gallon Midship Fuel Tank (Steel Fuel Tank)	USEP2059MN	USEP2059
1993-1997	V8-7.5L	460	17 Gallon Midship Fuel Tank (Steel Fuel Tank)	USEP2059MN	USEP2059
1993-1997	V8-7.5L	460	19 Gallon Aft Axle Fuel Tank (Plastic Fuel Tank)	USEP2059MN	USEP2059
1993-1997	V8-7.5L	460	18 Gallon Aft Axle Fuel Tank (Steel Fuel Tank)	USEP2064MN	USEP2059
F-250 SUPER DUTY					
1999-2000	V10-6.8L	415	Crew Cab Pickup; Midship Fuel Tank (Calif)	USEP2245M	USEP2226
1999-2000	V10-6.8L	415	Crew Cab Pickup; Midship Fuel Tank (Exc.Calif)	USEP2245M	USEP2226
1999-2000	V10-6.8L	415	Extended Cab Pickup; Midship Fuel Tank (Calif)	USEP2245M	USEP2226
1999-2000	V10-6.8L	415	Extended Cab Pickup; Midship Fuel Tank (Exc.Calif)	USEP2245M	USEP2226
1999-2000	V10-6.8L	415	Standard Cab Pickup; Midship Fuel Tank (Calif)	USEP2245M	USEP2226
1999-2000	V10-6.8L	415	Standard Cab Pickup; Midship Fuel Tank (Exc.Calif)	USEP2245M	USEP2226
1999-2001	V10-6.8L	415	Aft Axle Fuel Tank (Calif)	USEP2245M	USEP2226
1999-2001	V10-6.8L	415	Aft Axle Fuel Tank (Exc.Calif)	USEP2245M	USEP2226
1999-2004	V10-6.8L	415	Lariat; Calif; center tank	USEP2230M	
1999-2004	V10-6.8L	415	XL; Calif; center tank	USEP2230M	
1999-2004	V10-6.8L	415	XLT; Calif; center tank	USEP2230M	
2001	V10-6.8L	415	Crew Cab Pickup; Midship Fuel Tank (Calif) (From 03/26/01)	USEP2245M	USEP2226
2001	V10-6.8L	415	Crew Cab Pickup; Midship Fuel Tank (Calif) (To 03/26/01)	USEP2245M	USEP2226
2001	V10-6.8L	415	Crew Cab Pickup; Midship Fuel Tank (Calif) (To 03/26/01)	USEP2245M	USEP2226
2001	V10-6.8L	415	Crew Cab Pickup; Midship Fuel Tank (Exc.Calif) (From 03/26/01)	USEP2245M	USEP2226
2001	V10-6.8L	415	Crew Cab Pickup; Midship Fuel Tank (Exc.Calif) ((To 03/26/01)	USEP2245M	USEP2226
2001	V10-6.8L	415	Crew Cab Pickup; Midship Fuel Tank (Exc.Calif)(To 03/26/01)	USEP2245M	USEP2226
2001	V10-6.8L	415	Extended Cab Pickup; Midship Fuel Tank (Calif) (From 03/26/01)	USEP2245M	USEP2226
2001	V10-6.8L	415	Extended Cab Pickup; Midship Fuel Tank (Calif) (To 03/26/01)	USEP2245M	USEP2226
2001	V10-6.8L	415	Extended Cab Pickup; Midship Fuel Tank (Calif) (To 03/26/01)	USEP2245M	USEP2226
2001	V10-6.8L	415	Extended Cab Pickup; Midship Fuel Tank (Exc.Calif) (From 03/26/01)	USEP2245M	USEP2226
2001	V10-6.8L	415	Extended Cab Pickup; Midship Fuel Tank (Exc.Calif) ((To 03/26/01)	USEP2245M	USEP2226
2001	V10-6.8L	415	Extended Cab Pickup; Midship Fuel Tank (Exc.Calif)(To 03/26/01)	USEP2245M	USEP2226
2001	V10-6.8L	415	Standard Cab Pickup; Midship Fuel Tank (Calif) (From 03/26/01)	USEP2245M	USEP2226
2001	V10-6.8L	415	Standard Cab Pickup; Midship Fuel Tank (Calif) (To 03/26/01)	USEP2245M	USEP2226
2001	V10-6.8L	415	Standard Cab Pickup; Midship Fuel Tank (Calif)) (To 03/26/01)	USEP2245M	USEP2226
2001	V10-6.8L	415	Standard Cab Pickup; Midship Fuel Tank (Exc.Calif) (From 03/26/01)	USEP2245M	USEP2226
2001	V10-6.8L	415	Standard Cab Pickup; Midship Fuel Tank (Exc.Calif) ((To 03/26/01)	USEP2245M	USEP2226
2001	V10-6.8L	415	Standard Cab Pickup; Midship Fuel Tank (Exc.Calif)(To 03/26/01)	USEP2245M	USEP2226
2004	V10-6.8L	415	Harley-Davidson Edition; Calif; center tank	USEP2230M	
2004	V10-6.8L	415	King Ranch; Calif; center tank	USEP2230M	
2005	V10-6.8L	415	Aft Axle Fuel Tank	USEP2442M	USEP2366
2005	V10-6.8L	415	Midship Fuel Tank		USEP2386
2006	V10-6.8L	415	King Ranch	USEP2364S	USEP2377
2006	V10-6.8L	415	Lariat; Midship Fuel Tank	USEP2364S	USEP2377
2006	V10-6.8L	415	Midship Fuel Tank	USEP2364S	USEP2377
2006-2007	V10-6.8L	415	Aft Axle Fuel Tank	USEP2442M	USEP2366

Model Years	Engine Liters	Cubic Inches	Application Description	Fuel Pump Assembly	Fuel Pump Kit
2006-2007	V10-6.8L	415	Lariat; Aft Axle Fuel Tank	USEP2442M	USEP2366
2006-2007	V10-6.8L	415	King Ranch		USEP2386
2006-2007	V10-6.8L	415	Lariat; Midship Fuel Tank		USEP2386
2006-2007	V10-6.8L	415	Midship Fuel Tank		USEP2386
2007	V10-6.8L	415	King Ranch		USEP2386
2007	V10-6.8L	415	Lariat; Midship Fuel Tank		USEP2386
2007	V10-6.8L	415	Midship Fuel Tank		USEP2386
2008-2009	V10-6.8L	415	FX4		USEP2314
2008-2009	V10-6.8L	415	Harley-Davidson Edition		USEP2314
2008-2010	V10-6.8L	415	Lariat		USEP2314
2008-2010	V10-6.8L	415	XL		USEP2314
2008-2010	V10-6.8L	415	XLT		USEP2314
2008-2010	V10-6.8L	415	King Ranch		USEP2314
1999	V8-5.4L	330	Aft Axle Fuel Tank (Calif)		USEP2314
1999	V8-5.4L	330	Aft Axle Fuel Tank (Exc.Calif)		USEP2314
1999-2003	V8-5.4L	330	Crew Cab Pickup; Midship Fuel Tank (Calif)		USEP2318
1999-2003	V8-5.4L	330	Crew Cab Pickup; Midship Fuel Tank (Exc.Calif)		USEP2318
1999-2003	V8-5.4L	330	Extended Cab Pickup; Midship Fuel Tank (Calif)		USEP2318
1999-2003	V8-5.4L	330	Extended Cab Pickup; Midship Fuel Tank (Exc.Calif)		USEP2318
1999-2003	V8-5.4L	330	Standard Cab Pickup; Midship Fuel Tank (Calif)		USEP2318
1999-2003	V8-5.4L	330	Standard Cab Pickup; Midship Fuel Tank (Exc.Calif)		USEP2318
1999-2004	V8-5.4L	330	Lariat; Calif; center tank	USEP2230M	
1999-2004	V8-5.4L	330	XL; Calif; center tank	USEP2230M	
1999-2004	V8-5.4L	330	XLT; Calif; center tank	USEP2230M	
2000-2003	V8-5.4L	330	Aft Axle Fuel Tank (Exc.Calif)		USEP2312
2000-2003	V8-5.4L	330	Aft Axle Fuel Tank (Calif)	USEP2280M	
2004	V8-5.4L	330	King Ranch; Aft Axle Fuel Tank (Exc.Calif) (From 02/01/04)		USEP2312
2004	V8-5.4L	330	King Ranch; Aft Axle Fuel Tank (Exc.Calif) (To 02/01/04)		USEP2312
2004	V8-5.4L	330	Crew Cab Pickup; King Ranch; Midship Fuel Tank (Calif)		USEP2318
2004	V8-5.4L	330	Crew Cab Pickup; King Ranch; Midship Fuel Tank (Exc.Calif)		USEP2318
2004	V8-5.4L	330	King Ranch; Calif; center tank	USEP2230M	
2004	V8-5.4L	330	King Ranch; Aft Axle Fuel Tank (Calif) (From 02/01/04)	USEP2280M	
2004	V8-5.4L	330	King Ranch; Aft Axle Fuel Tank (Calif) (To 02/01/04)	USEP2280M	
2005	V8-5.4L	330	Aft Axle Fuel Tank	USEP2442M	USEP2366
2005	V8-5.4L	330	Midship Fuel Tank		USEP2386
2006	V8-5.4L	330	King Ranch	USEP2364S	USEP2377
2006	V8-5.4L	330	Lariat; Midship Fuel Tank	USEP2364S	USEP2377
2006	V8-5.4L	330	Midship Fuel Tank	USEP2364S	USEP2377
2006-2007	V8-5.4L	330	Aft Axle Fuel Tank	USEP2442M	USEP2366
2006-2007	V8-5.4L	330	Lariat; Aft Axle Fuel Tank	USEP2442M	USEP2366
2006-2007	V8-5.4L	330	King Ranch		USEP2386
2006-2007	V8-5.4L	330	Lariat; Midship Fuel Tank		USEP2386
2006-2007	V8-5.4L	330	Midship Fuel Tank		USEP2386
2007	V8-5.4L	330	King Ranch		USEP2386
2007	V8-5.4L	330	Lariat; Midship Fuel Tank		USEP2386
2007	V8-5.4L	330	Midship Fuel Tank		USEP2386
2008-2009	V8-5.4L	330	FX4		USEP2314
2008-2010	V8-5.4L	330	King Ranch		USEP2314
2008-2010	V8-5.4L	330	Lariat		USEP2314
2008-2010	V8-5.4L	330	XL		USEP2314
2008-2010	V8-5.4L	330	XLT		USEP2314
2003-2005	V8-6.0L	363	DIESEL; Turbocharged; External Pump		USEP2340
2006-2007	V8-6.0L	363	DIESEL; Harley-Davidson Edition; Turbocharged; External Pump		USEP2340
2006-2007	V8-6.0L	363	DIESEL; King Ranch; Turbocharged; External Pump		USEP2340
2006-2007	V8-6.0L	363	DIESEL; Lariat; Turbocharged; External Pump		USEP2340
2006-2007	V8-6.0L	363	DIESEL; Turbocharged; External Pump		USEP2340
1999-2003	V8-7.3L	445	DIESEL; Turbocharged; External Pump		USEP2236
F-350					
1987	L6-4.9L	300	FI; External Pump		USEP2000
1987	L6-4.9L	300	FI; Aft Axle Fuel Tank	USEP2104S	USEP2008
1987	L6-4.9L	300	FI; 19 Gallon Midship Fuel Tank	USEP2103S	USEP2035
1988-1989	L6-4.9L	300	External Pump		USEP2000
1988-1989	L6-4.9L	300	19 Gallon Midship Fuel Tank	USEP2103S	USEP2008
1988-1989	L6-4.9L	300	Aft Axle Fuel Tank	USEP2104S	USEP2035
1990-1991	L6-4.9L	300	17 Gallon Midship Fuel Tank (Steel Fuel Tank)	USEP2059MN	USEP2059
1990-1991	L6-4.9L	300	19 Gallon Aft Axle Fuel Tank (Plastic Fuel Tank)	USEP2059MN	USEP2059
1990-1991	L6-4.9L	300	19 Gallon Midship Fuel Tank (Steel Fuel Tank)	USEP2059MN	USEP2059
1990-1991	L6-4.9L	300	18 Gallon Aft Axle Fuel Tank (Steel Fuel Tank)	USEP2064MN	USEP2059
1992	L6-4.9L	300	XLT Lariat; 19 Gallon Aft Axle Fuel Tank	USEP2059MN	USEP2059



FUEL PUMP APPLICATION GUIDE

USMW
Professional Series

Model Years	Engine Liters	Cubic Inches	Application Description	Fuel Pump Assembly	Fuel Pump Kit
1992	L6-4.9L	300	Custom		USEP2059
1992	L6-4.9L	300	XLT Lariat		USEP2059
1993-1994	L6-4.9L	300	2 tube ports; 19 Gallon Midship Fuel Tank (Steel Fuel Tank)	USEP2059MN	USEP2059
1993-1994	L6-4.9L	300	3 tube ports; 19 Gallon Midship Fuel Tank (Steel Fuel Tank)	USEP2059MN	USEP2059
1993-1994	L6-4.9L	300	17 Gallon Midship Fuel Tank (Steel Fuel Tank)	USEP2059MN	USEP2059
1993-1994	L6-4.9L	300	19 Gallon Aft Axle Fuel Tank (Plastic Fuel Tank)	USEP2059MN	USEP2059
1993-1994	L6-4.9L	300	18 Gallon Aft Axle Fuel Tank (Steel Fuel Tank)	USEP2064MN	USEP2059
1995	L6-4.9L	300	XLT; 19 Gallon Aft Axle Fuel Tank	USEP2059MN	USEP2059
1995-1996	L6-4.9L	300	18 Gallon Aft Axle Fuel Tank (Steel Fuel Tank)	USEP2064MN	USEP2059
1995-1996	L6-4.9L	300	XL		USEP2059
1996	L6-4.9L	300	XL; 19 Gallon Aft Axle Fuel Tank	USEP2059MN	USEP2059
1995-1996	V8-5.0L	302	Sold in Mexico	USEP2063M	USEP2059
1988-1989	V8-5.8L	351	External Pump		USEP2000
1988-1989	V8-5.8L	351	19 Gallon Midship Fuel Tank	USEP2103S	USEP2008
1988-1989	V8-5.8L	351	Aft Axle Fuel Tank (Steel Fuel Tank)	USEP2104S	USEP2035
1988-1989	V8-5.8L	351	Aft Axle Fuel Tank (Plastic Fuel Tank)	USEP2143S	USEP2484
1990-1991	V8-5.8L	351	19 Gallon Midship Fuel Tank (Steel Fuel Tank)	USEP2059MN	USEP2059
1990-1992	V8-5.8L	351	17 Gallon Midship Fuel Tank (Steel Fuel Tank)	USEP2059MN	USEP2059
1990-1992	V8-5.8L	351	19 Gallon Aft Axle Fuel Tank (Plastic Fuel Tank)	USEP2059MN	USEP2059
1990-1992	V8-5.8L	351	18 Gallon Aft Axle Fuel Tank (Steel Fuel Tank)	USEP2064MN	USEP2059
1992	V8-5.8L	351	2 tube ports; 19 Gallon Midship Fuel Tank (Steel Fuel Tank)	USEP2059MN	USEP2059
1992	V8-5.8L	351	3 tube ports; 19 Gallon Midship Fuel Tank (Steel Fuel Tank)	USEP2059MN	USEP2059
1993-1997	V8-5.8L	351	3 tube ports; 19 Gallon Midship Fuel Tank (Steel Fuel Tank)	USEP2059MN	USEP2059
1993-1997	V8-5.8L	351	17 Gallon Midship Fuel Tank (Steel Fuel Tank)	USEP2059MN	USEP2059
1993-1997	V8-5.8L	351	19 Gallon Aft Axle Fuel Tank (Plastic Fuel Tank)	USEP2059MN	USEP2059
1993-1997	V8-5.8L	351	2 tube ports; 19 Gallon Midship Fuel Tank (Steel Fuel Tank)	USEP2059MN	USEP2059
1993-1997	V8-5.8L	351	18 Gallon Aft Axle Fuel Tank (Steel Fuel Tank)	USEP2064MN	USEP2059
1996	V8-5.8L	351	Sold in Mexico	USEP2064MN	USEP2059
1985-1986	V8-7.5L	460	CARB; Midship Fuel Tank	USEP2088S	USEP2484
1985-1986	V8-7.5L	460	CARB; 19 Gallon Aft Axle Fuel Tank (Plastic Fuel Tank)	USEP2091S	USEP2484
1985-1986	V8-7.5L	460	CARB; 18 Gallon Aft Axle Fuel Tank (Steel Fuel Tank)	USEP2128S	USEP2484
1988-1989	V8-7.5L	460	External Pump		USEP2000
1988-1989	V8-7.5L	460	19 Gallon Midship Fuel Tank	USEP2103S	USEP2008
1988-1989	V8-7.5L	460	Aft Axle Fuel Tank (Steel Fuel Tank)	USEP2104S	USEP2035
1988-1989	V8-7.5L	460	Aft Axle Fuel Tank (Plastic Fuel Tank)	USEP2143S	USEP2484
1990-1991	V8-7.5L	460	19 Gallon Midship Fuel Tank (Steel Fuel Tank)	USEP2059MN	USEP2059
1990-1992	V8-7.5L	460	17 Gallon Midship Fuel Tank (Steel Fuel Tank)	USEP2059MN	USEP2059
1990-1992	V8-7.5L	460	19 Gallon Aft Axle Fuel Tank (Plastic Fuel Tank)	USEP2059MN	USEP2059
1990-1992	V8-7.5L	460	18 Gallon Aft Axle Fuel Tank (Steel Fuel Tank)	USEP2064MN	USEP2059
1992	V8-7.5L	460	2 tube ports; 19 Gallon Midship Fuel Tank (Steel Fuel Tank)	USEP2059MN	USEP2059
1992	V8-7.5L	460	3 tube ports; 19 Gallon Midship Fuel Tank (Steel Fuel Tank)	USEP2059MN	USEP2059
1993-1997	V8-7.5L	460	2 tube ports; 19 Gallon Midship Fuel Tank (Steel Fuel Tank)	USEP2059MN	USEP2059
1993-1997	V8-7.5L	460	3 tube ports; 19 Gallon Midship Fuel Tank (Steel Fuel Tank)	USEP2059MN	USEP2059
1993-1997	V8-7.5L	460	17 Gallon Midship Fuel Tank (Steel Fuel Tank)	USEP2059MN	USEP2059
1993-1997	V8-7.5L	460	19 Gallon Aft Axle Fuel Tank (Plastic Fuel Tank)	USEP2059MN	USEP2059
1993-1997	V8-7.5L	460	18 Gallon Aft Axle Fuel Tank (Steel Fuel Tank)	USEP2064MN	USEP2059
F-350 SUPER DUTY					
1999-2000	V10-6.8L	415	Cab & Chassis; Midship Fuel Tank (Exc.Calif)	USEP2245M	USEP2226
1999-2000	V10-6.8L	415	Crew Cab Pickup; Midship Fuel Tank (Calif)	USEP2245M	USEP2226
1999-2000	V10-6.8L	415	Crew Cab Pickup; Midship Fuel Tank (Exc.Calif)	USEP2245M	USEP2226
1999-2000	V10-6.8L	415	Extended Cab Pickup; Midship Fuel Tank (Calif)	USEP2245M	USEP2226
1999-2000	V10-6.8L	415	Extended Cab Pickup; Midship Fuel Tank (Exc.Calif)	USEP2245M	USEP2226
1999-2000	V10-6.8L	415	Standard Cab Pickup; Midship Fuel Tank (Calif)	USEP2245M	USEP2226
1999-2000	V10-6.8L	415	Standard Cab Pickup; Midship Fuel Tank (Exc.Calif)	USEP2245M	USEP2226
1999-2001	V10-6.8L	415	Aft Axle Fuel Tank (Calif)	USEP2245M	USEP2226
1999-2001	V10-6.8L	415	Aft Axle Fuel Tank (Exc.Calif)	USEP2245M	USEP2226
1999-2001	V10-6.8L	415	Cab & Chassis; Midship Fuel Tank (Calif)	USEP2245M	USEP2226
1999-2004	V10-6.8L	415	Lariat; Calif; center tank	USEP2230M	
1999-2004	V10-6.8L	415	XL; Calif; center tank	USEP2230M	
1999-2004	V10-6.8L	415	XLT; Calif; center tank	USEP2230M	
2001	V10-6.8L	415	Cab & Chassis; Midship Fuel Tank (Exc.Calif) (From 05/21/01)	USEP2245M	USEP2226
2001	V10-6.8L	415	Cab & Chassis; Midship Fuel Tank (Exc.Calif) (To 05/21/01)	USEP2245M	USEP2226
2001	V10-6.8L	415	Crew Cab Pickup; Midship Fuel Tank (Calif) (From 03/26/01)	USEP2245M	USEP2226
2001	V10-6.8L	415	Crew Cab Pickup; Midship Fuel Tank (Calif) (To 03/26/01)	USEP2245M	USEP2226
2001	V10-6.8L	415	Crew Cab Pickup; Midship Fuel Tank (Calif) (To 03/26/01)	USEP2245M	USEP2226
2001	V10-6.8L	415	Crew Cab Pickup; Midship Fuel Tank (Exc.Calif) (From 03/26/01)	USEP2245M	USEP2226
2001	V10-6.8L	415	Crew Cab Pickup; Midship Fuel Tank (Exc.Calif) (To 03/26/01)	USEP2245M	USEP2226
2001	V10-6.8L	415	Crew Cab Pickup; Midship Fuel Tank (Exc.Calif)(To 03/26/01)	USEP2245M	USEP2226
2001	V10-6.8L	415	Extended Cab Pickup; Midship Fuel Tank (Calif) (From 03/26/01)	USEP2245M	USEP2226

Model Years	Engine Liters	Cubic Inches	Application Description	Fuel Pump Assembly	Fuel Pump Kit
2001	V10-6.8L	415	Extended Cab Pickup; Midship Fuel Tank (Calif) (To 03/26/01)	USEP2245M	USEP2226
2001	V10-6.8L	415	Extended Cab Pickup; Midship Fuel Tank (Calif) (To 03/26/01)	USEP2245M	USEP2226
2001	V10-6.8L	415	Extended Cab Pickup; Midship Fuel Tank (Exc.Calif) (From 03/26/01)	USEP2245M	USEP2226
2001	V10-6.8L	415	Extended Cab Pickup; Midship Fuel Tank (Exc.Calif) (To 03/26/01)	USEP2245M	USEP2226
2001	V10-6.8L	415	Extended Cab Pickup; Midship Fuel Tank (Exc.Calif)(To 03/26/01)	USEP2245M	USEP2226
2001	V10-6.8L	415	Standard Cab Pickup; Midship Fuel Tank (Calif) (From 03/26/01)	USEP2245M	USEP2226
2001	V10-6.8L	415	Standard Cab Pickup; Midship Fuel Tank (Calif) (To 03/26/01)	USEP2245M	USEP2226
2001	V10-6.8L	415	Standard Cab Pickup; Midship Fuel Tank (Calif) (To 03/26/01)	USEP2245M	USEP2226
2001	V10-6.8L	415	Standard Cab Pickup; Midship Fuel Tank (Exc.Calif) (From 03/26/01)	USEP2245M	USEP2226
2001	V10-6.8L	415	Standard Cab Pickup; Midship Fuel Tank (Exc.Calif) (To 03/26/01)	USEP2245M	USEP2226
2001	V10-6.8L	415	Standard Cab Pickup; Midship Fuel Tank (Exc.Calif)(To 03/26/01)	USEP2245M	USEP2226
2004	V10-6.8L	415	Harley-Davidson Edition; Calif; center tank	USEP2230M	
2004	V10-6.8L	415	King Ranch; Calif; center tank	USEP2230M	
2005	V10-6.8L	415	Aft Axle Fuel Tank	USEP2442M	USEP2366
2005	V10-6.8L	415	Harley-Davidson Edition; Midship Fuel Tank		USEP2386
2005	V10-6.8L	415	Midship Fuel Tank		USEP2386
2006	V10-6.8L	415	King Ranch	USEP2364S	USEP2377
2006	V10-6.8L	415	Lariat; Midship Fuel Tank	USEP2364S	USEP2377
2006	V10-6.8L	415	Midship Fuel Tank	USEP2364S	USEP2377
2006-2007	V10-6.8L	415	Aft Axle Fuel Tank	USEP2442M	USEP2366
2006-2007	V10-6.8L	415	Lariat; Aft Axle Fuel Tank	USEP2442M	USEP2366
2006-2007	V10-6.8L	415	King Ranch		USEP2386
2006-2007	V10-6.8L	415	Lariat; Midship Fuel Tank		USEP2386
2006-2007	V10-6.8L	415	Midship Fuel Tank		USEP2386
2007	V10-6.8L	415	Aft Axle Fuel Tank	USEP2442M	USEP2366
2007	V10-6.8L	415	King Ranch		USEP2386
2007	V10-6.8L	415	Lariat; Midship Fuel Tank		USEP2386
2007	V10-6.8L	415	Midship Fuel Tank		USEP2386
2008-2009	V10-6.8L	415	FX4		USEP2314
2008-2009	V10-6.8L	415	Harley-Davidson Edition		USEP2314
2008-2010	V10-6.8L	415	King Ranch		USEP2314
2008-2010	V10-6.8L	415	Lariat		USEP2314
2008-2010	V10-6.8L	415	XL		USEP2314
2009-2010	V10-6.8L	415	XLT		USEP2314
1999	V8-5.4L	330	Aft Axle Fuel Tank (Calif)		USEP2314
1999	V8-5.4L	330	Aft Axle Fuel Tank (Exc.Calif)		USEP2314
1999-2002	V8-5.4L	330	Crew Cab Pickup; Midship Fuel Tank (Exc.Calif)		USEP2318
1999-2002	V8-5.4L	330	Extended Cab Pickup; Midship Fuel Tank (Exc.Calif)		USEP2318
1999-2002	V8-5.4L	330	Standard Cab Pickup; Midship Fuel Tank (Exc.Calif)		USEP2318
1999-2003	V8-5.4L	330	Cab & Chassis; Midship Fuel Tank (Calif)		USEP2312
1999-2003	V8-5.4L	330	Cab & Chassis; Midship Fuel Tank (Exc.Calif)		USEP2312
1999-2003	V8-5.4L	330	Crew Cab Pickup; Midship Fuel Tank (Calif)		USEP2318
1999-2003	V8-5.4L	330	Crew Cab Pickup; Midship Fuel Tank (Exc.Calif)		USEP2318
1999-2003	V8-5.4L	330	Extended Cab Pickup; Midship Fuel Tank (Calif)		USEP2318
1999-2003	V8-5.4L	330	Extended Cab Pickup; Midship Fuel Tank (Exc.Calif)		USEP2318
1999-2003	V8-5.4L	330	Standard Cab Pickup; Midship Fuel Tank (Calif)		USEP2318
1999-2003	V8-5.4L	330	Standard Cab Pickup; Midship Fuel Tank (Exc.Calif)		USEP2318
1999-2004	V8-5.4L	330	Lariat; Calif; center tank	USEP2230M	
1999-2004	V8-5.4L	330	XL; Calif; center tank	USEP2230M	
1999-2004	V8-5.4L	330	XLT; Calif; center tank	USEP2230M	
2000-2003	V8-5.4L	330	Aft Axle Fuel Tank (Exc.Calif)		USEP2312
2000-2003	V8-5.4L	330	Aft Axle Fuel Tank (Calif)	USEP2280M	
2002	V8-5.4L	330	Sold in Mexico	USEP2234M	
2003	V8-5.4L	330	Rear Fuel Tank	USEP2281M	
2004	V8-5.4L	330	King Ranch; Aft Axle Fuel Tank (Exc.Calif) (From 02/01/04)		USEP2312
2004	V8-5.4L	330	King Ranch; Aft Axle Fuel Tank (Exc.Calif) (To 02/01/04)		USEP2312
2004	V8-5.4L	330	Crew Cab Pickup; King Ranch; Midship Fuel Tank (Calif)		USEP2318
2004	V8-5.4L	330	Crew Cab Pickup; King Ranch; Midship Fuel Tank (Exc.Calif)		USEP2318
2004	V8-5.4L	330	King Ranch; Calif; center tank	USEP2230M	
2004	V8-5.4L	330	King Ranch; Aft Axle Fuel Tank (Calif) (From 02/01/04)	USEP2280M	
2004	V8-5.4L	330	King Ranch; Aft Axle Fuel Tank (Calif) (To 02/01/04)	USEP2280M	
2005	V8-5.4L	330	Aft Axle Fuel Tank	USEP2442M	USEP2366
2005	V8-5.4L	330	King Ranch; Midship Fuel Tank		USEP2386
2006	V8-5.4L	330	King Ranch	USEP2364S	USEP2377
2006	V8-5.4L	330	Lariat; Midship Fuel Tank	USEP2364S	USEP2377
2006	V8-5.4L	330	Midship Fuel Tank	USEP2364S	USEP2377
2006-2007	V8-5.4L	330	Aft Axle Fuel Tank	USEP2442M	USEP2366
2006-2007	V8-5.4L	330	Lariat; Aft Axle Fuel Tank	USEP2442M	USEP2366
2006-2007	V8-5.4L	330	King Ranch		USEP2386

APPLICATIONS



FUEL PUMP APPLICATION GUIDE

USMW
Professional Series

Model Years	Engine Liters	Cubic Inches	Application Description	Fuel Pump Assembly	Fuel Pump Kit
2006-2007	V8-5.4L	330	Lariat; Midship Fuel Tank		USEP2386
2006-2007	V8-5.4L	330	Midship Fuel Tank		USEP2386
2007	V8-5.4L	330	Aft Axle Fuel Tank	USEP2442M	USEP2386
2007	V8-5.4L	330	King Ranch		USEP2386
2007	V8-5.4L	330	Lariat; Midship Fuel Tank		USEP2386
2007	V8-5.4L	330	Midship Fuel Tank		USEP2386
2008-2009	V8-5.4L	330	FX4		USEP2314
2008-2010	V8-5.4L	330	King Ranch		USEP2314
2008-2010	V8-5.4L	330	Lariat		USEP2314
2008-2010	V8-5.4L	330	XL		USEP2314
2009-2010	V8-5.4L	330	XLT		USEP2314
2003-2004	V8-6.0L	363	DIESEL; Turbocharged; External Pump		USEP2340
2005	V8-6.0L	363	DIESEL; FI; Harley-Davidson Edition		USEP2340
2005	V8-6.0L	363	DIESEL; FI; King Ranch		USEP2340
2005	V8-6.0L	363	DIESEL; FI; Lariat		USEP2340
2005	V8-6.0L	363	DIESEL; FI; XL		USEP2340
2005	V8-6.0L	363	DIESEL; FI; XLT		USEP2340
2006-2007	V8-6.0L	363	DIESEL; Harley-Davidson Edition; Turbocharged; External Pump		USEP2340
2006-2007	V8-6.0L	363	DIESEL; King Ranch; Turbocharged; External Pump		USEP2340
2006-2007	V8-6.0L	363	DIESEL; Lariat; Turbocharged; External Pump		USEP2340
2006-2007	V8-6.0L	363	DIESEL; Turbocharged; External Pump		USEP2340
1999-2003	V8-7.3L	445	DIESEL; Turbocharged; External Pump		USEP2236
F-450 SUPER DUTY					
1999-2000	V10-6.8L	415	Cab & Chassis; Midship Fuel Tank (Exc.Calif)	USEP2245M	USEP2226
1999-2001	V10-6.8L	415	Aft Axle Fuel Tank (Calif)	USEP2245M	USEP2226
1999-2001	V10-6.8L	415	Aft Axle Fuel Tank (Exc.Calif)	USEP2245M	USEP2226
1999-2001	V10-6.8L	415	Cab & Chassis; Midship Fuel Tank (Calif)	USEP2245M	USEP2226
2001	V10-6.8L	415	Cab & Chassis; Midship Fuel Tank (Exc.Calif) (From 05/21/01)	USEP2245M	USEP2226
2001	V10-6.8L	415	Cab & Chassis; Midship Fuel Tank (Exc.Calif) (To 05/21/01)	USEP2245M	USEP2226
2001	V10-6.8L	415	Cab & Chassis; Midship Fuel Tank (Exc.Calif) (From 05/21/01)		USEP2226
2001	V10-6.8L	415	Cab & Chassis; Midship Fuel Tank (Exc.Calif) (To 05/21/01)		USEP2226
2001-2002	V10-6.8L	415	Sold in Mexico	USEP2234M	
2002	V10-6.8L	415	Lariat; Calif; center tank	USEP2230M	
2002	V10-6.8L	415	XL; Calif; center tank	USEP2230M	
2003	V10-6.8L	415	Sold in Mexico; center tank; center tank	USEP2238M	
2003	V10-6.8L	415	Rear Fuel Tank	USEP2281M	
2005-2007	V10-6.8L	415	Aft Axle Fuel Tank	USEP2442M	USEP2366
2005-2007	V10-6.8L	415	Lariat; Aft Axle Fuel Tank	USEP2442M	USEP2366
2005-2007	V10-6.8L	415	Lariat; Midship Fuel Tank		USEP2386
2005-2007	V10-6.8L	415	Midship Fuel Tank		USEP2386
2008	V10-6.8L	415	King Ranch		USEP2314
2008-2010	V10-6.8L	415	Lariat		USEP2314
2008-2010	V10-6.8L	415	XL		USEP2314
2008-2010	V10-6.8L	415	XLT		USEP2314
2003	V8-6.0L	363	DIESEL; Turbocharged; External Pump		USEP2340
2004	V8-6.0L	363	DIESEL; Turbocharged; External Pump		USEP2340
2005	V8-6.0L	363	DIESEL; FI; Lariat		USEP2340
2005	V8-6.0L	363	DIESEL; FI; XL		USEP2340
2005	V8-6.0L	363	DIESEL; FI; XLT		USEP2340
2006-2007	V8-6.0L	363	DIESEL; Lariat; Turbocharged; External Pump		USEP2340
2006-2007	V8-6.0L	363	DIESEL; Turbocharged; External Pump		USEP2340
1999-2003	V8-7.3L	445	DIESEL; Turbocharged; External Pump		USEP2236
F53					
1988-1989	V8-7.5L	460		USEP2063M	USEP2059
1990-1997	V8-7.5L	460		USEP2247M	
F-550 SUPER DUTY					
1999	V10-6.8L	415	Stripped Chassis; Midship Fuel Tank (Calif)	USEP2245M	USEP2226
1999	V10-6.8L	415	Stripped Chassis; Midship Fuel Tank (Exc.Calif)	USEP2245M	USEP2226
1999-2000	V10-6.8L	415	Cab & Chassis; Midship Fuel Tank (Exc.Calif)	USEP2245M	USEP2226
1999-2001	V10-6.8L	415	Aft Axle Fuel Tank (Calif)	USEP2245M	USEP2226
1999-2001	V10-6.8L	415	Aft Axle Fuel Tank (Exc.Calif)	USEP2245M	USEP2226
1999-2001	V10-6.8L	415	Cab & Chassis; Midship Fuel Tank (Calif)	USEP2245M	USEP2226
2001	V10-6.8L	415	Cab & Chassis; Midship Fuel Tank (Exc.Calif) (From 05/21/01)	USEP2245M	USEP2226
2001	V10-6.8L	415	Cab & Chassis; Midship Fuel Tank (Exc.Calif) (To 05/21/01)	USEP2245M	USEP2226
2003	V10-6.8L	415	Sold in Mexico; center tank	USEP2234M	
2003	V10-6.8L	415	Rear Fuel Tank	USEP2281M	
2005-2007	V10-6.8L	415	Aft Axle Fuel Tank	USEP2442M	USEP2366
2005-2007	V10-6.8L	415	Lariat; Aft Axle Fuel Tank	USEP2442M	USEP2366
2005-2007	V10-6.8L	415	Lariat; Midship Fuel Tank		USEP2386

Model Years	Engine Liters	Cubic Inches	Application Description	Fuel Pump Assembly	Fuel Pump Kit
2005-2007	V10-6.8L	415	Midship Fuel Tank		USEP2386
2003	V8-6.0L	363	DIESEL; Turbocharged; External Pump		USEP2340
2004	V8-6.0L	363	DIESEL; Turbocharged; External Pump		USEP2340
2005	V8-6.0L	363	DIESEL; FI; Lariat		USEP2340
2005	V8-6.0L	363	DIESEL; FI; XL		USEP2340
2005	V8-6.0L	363	DIESEL; FI; XLT		USEP2340
2006-2007	V8-6.0L	363	DIESEL; Lariat; Turbocharged; External Pump		USEP2340
2006-2007	V8-6.0L	363	DIESEL; Turbocharged; External Pump		USEP2340
1999-2003	V8-7.3L	445	DIESEL; Turbocharged; External Pump		USEP2236
FESTIVA					
1989	L4-1.3L	79	FI; L		USEP8023
1989	L4-1.3L	79	FI; LX		USEP8023
1990	L4-1.3L	79	L Plus		USEP8023
1990	L4-1.3L	79	LX		USEP8023
1990-1993	L4-1.3L	79	L		USEP8023
1991-1993	L4-1.3L	79	GL		USEP8023
FIESTA					
1998-1999	L4-1.3L	79	SOLD IN MEXICO; FI	USEP12142M	
1998-2001	L4-1.3L	79	SOLD IN MEXICO; FI		USEP2157
1998-1999	L4-1.4L	85	SOLD IN MEXICO; FI DOHC	USEP12142M	
1998-2001	L4-1.4L	85	SOLD IN MEXICO; FI DOHC		USEP2157
2001	L4-1.6L	97	SOLD IN MEXICO; MFI		USEP2157
2007	L4-1.6L	97	SOLD IN MEXICO; FI		USEP12027
2002-2006	L4-1.6L	97	SOLD IN MEXICO; FI		USEP2226
2008-2009	L4-1.6L	97	SOLD IN MEXICO; FI		USEP2314
FIESTA FIRST					
2010	L4-1.6L	97	SOLD IN MEXICO; SFI SOHC		USEP2314
FIESTA IKON					
2002	L4-1.6L	97	SOLD IN MEXICO; MFI		USEP2157
2003-2005	L4-1.6L	97	SOLD IN MEXICO; FI		USEP2226
2006-2007	L4-1.6L	97	SOLD IN MEXICO; FI		USEP2471
FIVE HUNDRED					
2005-2006	V6-3.0L	183	SE	USEP2467M	USEP2522
2005-2007	V6-3.0L	183	Limited	USEP2467M	USEP2522
2005-2007	V6-3.0L	183	SEL	USEP2467M	USEP2522
FOCUS					
2000	L4-2.0L	121	Sony Limited Edition	USEP2299M	USEP2448
2000	L4-2.0L	121	LX	USEP2299M	USEP2448
2000	L4-2.0L	121	SE	USEP2299M	USEP2448
2000	L4-2.0L	121		USEP2299M	USEP2448
2000-2001	L4-2.0L	121	LX		USEP2448
2000-2001	L4-2.0L	121	SE		USEP2448
2000-2001	L4-2.0L	121			USEP2448
2001	L4-2.0L	121	S2		USEP2448
2001	L4-2.0L	121	SE		USEP2448
2001	L4-2.0L	121	Street		USEP2448
2002	L4-2.0L	121	From 05/22/02	USEP2325M	USEP2386
2002	L4-2.0L	121	LX; From 05/22/02	USEP2325M	USEP2386
2002	L4-2.0L	121	S2; From 05/22/02	USEP2325M	USEP2386
2002	L4-2.0L	121	SE; From 05/22/02	USEP2325M	USEP2386
2002	L4-2.0L	121	Street; From 05/22/02	USEP2325M	USEP2386
2002	L4-2.0L	121	SVT; From 05/22/02	USEP2325M	USEP2386
2002	L4-2.0L	121	LX; To 05/22/02		USEP2448
2002	L4-2.0L	121	S2; To 05/22/02		USEP2448
2002	L4-2.0L	121	SE; To 05/22/02		USEP2448
2002	L4-2.0L	121	Street; To 05/22/02		USEP2448
2002	L4-2.0L	121	SVT; To 05/22/02		USEP2448
2002	L4-2.0L	121	To 05/22/02		USEP2448
2003	L4-2.0L	121		USEP2326M	USEP2386
2003-2004	L4-2.0L	121	SE	USEP2326M	USEP2386
2003-2004	L4-2.0L	121	SVT	USEP2326M	USEP2386
2003-2004	L4-2.0L	121		USEP2326M	USEP2386
2005-2006	L4-2.0L	121			USEP2314
2007	L4-2.0L	121	S		USEP2314
2007	L4-2.0L	121	SE		USEP2314
2007	L4-2.0L	121	SES		USEP2314
2003-2004	L4-2.3L	140	LX	USEP2368M	USEP2369
2003-2004	L4-2.3L	140	SE	USEP2368M	USEP2369
2003-2004	L4-2.3L	140		USEP2368M	USEP2369

APPLICATIONS



FUEL PUMP APPLICATION GUIDE

USMW
Professional Series

Model Years	Engine Liters	Cubic Inches	Application Description	Fuel Pump Assembly	Fuel Pump Kit
2005-2006	L4-2.3L	140			USEP2314
2007	L4-2.3L	140	ST		USEP2314
FOCUS AMBIENTE					
2008	L4-2.0L	121	SOLD IN MEXICO; FI DOHC		USEP2230
2009	L4-2.0L	121	SOLD IN MEXICO; FI DOHC		USEP2231
2007-2009	L4-2.0L	121	SOLD IN MEXICO; FI DOHC		USEP2229
FOCUS SPORT					
2008	L4-2.0L	121	SOLD IN MEXICO; FI DOHC		USEP2233
2009	L4-2.0L	121	SOLD IN MEXICO; FI DOHC		USEP2234
2007-2008	L4-2.0L	121	SOLD IN MEXICO; FI DOHC		USEP2232
FOCUS ST					
2008	L5-2.5L	154	SOLD IN MEXICO; Turbo DOHC		USEP2236
2009	L5-2.5L	154	SOLD IN MEXICO; Turbo DOHC		USEP2237
2007-2009	L5-2.5L	154	SOLD IN MEXICO; Turbo DOHC		USEP2235
FREESTAR					
2004	V6-3.9L	238	SE; (Incl.Tank Seal)	USEP2383M	USEP2386
2004	V6-3.9L	238	SES; (Incl.Tank Seal)	USEP2383M	USEP2386
2005	V6-3.9L	238	S; (Incl.Tank Seal)	USEP2383M	USEP2386
2006-2007	V6-3.9L	238	SE	USEP2466M	
2006-2007	V6-3.9L	238		USEP2466M	
2004	V6-4.2L	256	Limited; (Incl.Tank Seal)	USEP2383M	USEP2386
2004-2005	V6-4.2L	256	Sold in Mexico	USEP2383M	USEP2386
2005	V6-4.2L	256	SEL; (Incl.Tank Seal)	USEP2383M	USEP2386
2006-2007	V6-4.2L	256	Limited	USEP2466M	
2006-2007	V6-4.2L	256	SEL	USEP2466M	
FREESTYLE					
2005-2006	V6-3.0L	183	SE	USEP2465M	
2005-2007	V6-3.0L	183	Limited	USEP2465M	
2005-2007	V6-3.0L	183	SEL	USEP2465M	
FUSION					
2006-2007	L4-2.3L	140	S	USEP2459M	
2006-2007	L4-2.3L	140	SE	USEP2459M	
2006-2007	L4-2.3L	140	SEL	USEP2459M	
2010	V6-3.0L	183	SOLD IN MEXICO; SFI DOHC		USEP2518
2006	V6-3.0L	183	SE	USEP2458M	
2006	V6-3.0L	183	SEL	USEP2458M	
FUSION SE					
2011-2012	V6-3.0L	181	SOLD IN MEXICO; SFI DOHC		USEP2518
FUSION SEL					
2011-2012	V6-3.0L	181	SOLD IN MEXICO; SFI DOHC		USEP2518
GHIA					
1990-1992	L4-2.3L	140	SOLD IN MEXICO; FI		USEP2001
1991-1992	L4-2.3L	140	SOLD IN MEXICO; FI	USEP2101S	
1994	V6-3.0L	182	SOLD IN MEXICO; Wide terminals.; FI		USEP2068
1992-1993	V6-3.0L	182	SOLD IN MEXICO; FI	USEP2101S	USEP2001
GRAND MARQUIS					
1993-1997	V8-4.6L	281	SOLD IN MEXICO; Wide terminals.; MFI SOHC		USEP2068
1993-1997	V8-4.6L	281	SOLD IN MEXICO; MFI SOHC	USEP2122H	
1998-2002	V8-4.6L	281	SOLD IN MEXICO; Thin terminals.; MFI SOHC		USEP2157
2003-2004	V8-4.6L	281	SOLD IN MEXICO; MFI SOHC	USEP2336S	USEP2337
1991-1992	V8-5.0L	302	SOLD IN MEXICO; FI		USEP2001
KA					
2001-2008	L4-1.6L	97	SOLD IN MEXICO; Thin terminals.; MFI		USEP2157
LTD					
1985	V6-3.8L	232	Brougham; FI; External Pump		USEP2000
1985	V6-3.8L	232	FI; External Pump		USEP2000
1985	V6-3.8L	232	Brougham; FI; Sedan; (Extended Range Fuel Tank) (Exc.Electronic Instrument Cluster) (To 05/85)	USEP2131S	USEP2003
1985	V6-3.8L	232	Brougham; FI; Sedan; (Standard Range Fuel Tank) (Exc.Electronic Instrument Cluster) (To 05/85)	USEP2131S	USEP2035
1985	V6-3.8L	232	FI; Sedan; (Extended Range Fuel Tank) (Exc.Electronic Instrument Cluster) (To 05/85)	USEP2131S	USEP2035
1985	V6-3.8L	232	FI; Sedan; (Standard Range Fuel Tank) (Exc.Electronic Instrument Cluster) (To 05/85)	USEP2131S	USEP2035
1985	V6-3.8L	232	Brougham; FI; Sedan; (Standard Range Fuel Tank) (From 05/85)	USEP2132S	USEP2035
1985	V6-3.8L	232	FI; Sedan; (Standard Range Fuel Tank) (From 05/85)	USEP2132S	USEP2035
1985	V6-3.8L	232	FI; (Exc.Electronic Instrument Cluster)	USEP2146S	USEP2035
1985	V6-3.8L	232	Brougham; FI; Sedan; (Extended Range Fuel Tank) (From 05/85)		USEP2035
1985	V6-3.8L	232	FI; Sedan; (Extended Range Fuel Tank) (From 05/85)		USEP2035
1986	V6-3.8L	232	Brougham; FI; External Pump		USEP2000
1986	V6-3.8L	232	FI; External Pump		USEP2000
1986	V6-3.8L	232	FI	USEP2146S	USEP2003

Model Years	Engine Liters	Cubic Inches	Application Description	Fuel Pump Assembly	Fuel Pump Kit
1986	V6-3.8L	232	Brougham; FI; Sedan		USEP2035
1986	V6-3.8L	232	FI; Sedan		USEP2035
1985	V8-5.0L	302	Brougham; CARB; External Pump		USEP2000
1985	V8-5.0L	302	CARB; External Pump		USEP2000
1985	V8-5.0L	302	CARB; LX Brougham; External Pump		USEP2000
1985	V8-5.0L	302	Brougham; CARB; Standard Range Fuel Tank	USEP2131S	USEP2003
1985	V8-5.0L	302	Brougham; CARB; Extended Range Fuel Tank	USEP2146S	USEP2003
1985	V8-5.0L	302	CARB; Extended Range Fuel Tank	USEP2131S	USEP2035
1985	V8-5.0L	302	CARB; LX Brougham; Standard Range Fuel Tank	USEP2131S	USEP2035
1985	V8-5.0L	302	CARB; Standard Range Fuel Tank	USEP2131S	USEP2035
1985	V8-5.0L	302	CARB; LX Brougham; Extended Range Fuel Tank	USEP2146S	USEP2035
1985	V8-5.0L	302	Country Squire; FI; External Pump		USEP2182
1985	V8-5.0L	302	Crown Victoria; FI; External Pump		USEP2182
1985	V8-5.0L	302	Crown Victoria; FI; Sedan; External Pump		USEP2182
1986	V8-5.0L	302	Country Squire LX; FI; External Pump		USEP2182
1986	V8-5.0L	302	Crown Victoria LX; FI; External Pump		USEP2182
1986	V8-5.0L	302	Crown Victoria LX; FI; Sedan; External Pump		USEP2182
LTD CROWN VICTORIA					
1987-1988	V8-5.0L	302	FI; S	USEP2087H	USEP2182
1987-1989	V8-5.0L	302	FI	USEP2087H	USEP2182
1987-1989	V8-5.0L	302	FI; LX	USEP2087H	USEP2182
1987-1989	V8-5.0L	302	FI; LX; Sedan; External Pump	USEP2087H	USEP2182
1987-1989	V8-5.0L	302	FI; S; Sedan; External Pump	USEP2087H	USEP2182
1987-1989	V8-5.0L	302	FI; Sedan; External Pump	USEP2087H	USEP2182
1990-1991	V8-5.0L	302	FI; LX; Sedan	USEP2059MN	USEP2059
1990-1991	V8-5.0L	302	FI; S; Sedan	USEP2059MN	USEP2059
1990-1991	V8-5.0L	302	FI; Sedan	USEP2059MN	USEP2059
MONDEO					
2001-2005	L4-2.0L	122	SOLD IN MEXICO; FI		USEP2226
2001-2007	L4-2.0L	122	SOLD IN MEXICO; FI	USEP10546M	
2002-2005	V6-2.5L	155	SOLD IN MEXICO; FI DOHC		USEP2226
2002-2007	V6-2.5L	155	SOLD IN MEXICO; FI DOHC	USEP10546M	
MONDEO ST					
2005	V6-3.0L	181	SOLD IN MEXICO; FI DOHC	USEP10546M	
MONDEO TREND					
2001	V6-2.5L	155	SOLD IN MEXICO; FI	USEP10546M	USEP2226
MUSTANG					
1983	L4-2.3L	140			USEP2000
1985-1986	L4-2.3L	140	SVO	USEP2110H	USEP2061
1985-1993	L4-2.3L	140	LX	USEP2110H	USEP2061
1986	L4-2.3L	140	FI; SVO; Turbocharged; External Pump		USEP2000
1986	L4-2.3L	140	FI; SVO; Turbocharged		USEP2061
1987-1990	L4-2.3L	140	LX		USEP2061
1991-1993	L4-2.3L	140	LX		USEP2061
1985-1986	V6-3.8L	232	LX	USEP2110H	USEP2061
1986	V6-3.8L	232	FI; LX		USEP2061
1994-1997	V6-3.8L	232		USEP2191H	USEP2061
1994-1997	V6-3.8L	232			USEP2061
1998	V6-3.8L	232	Calif	USEP2218M	
1998	V6-3.8L	232	Exc.Calif	USEP2218M	
1999-2000	V6-3.8L	232		USEP2244M	
2001-2002	V6-3.8L	232		USEP2301M	
2003-2004	V6-3.8L	232		USEP2301M	
2004	V6-3.9L	238		USEP2301M	
2005	V6-4.0L	245	FI	USEP2457M	
1996-1997	V8-4.6L	281	GT	USEP2191H	USEP2061
1996-1997	V8-4.6L	281	Sold in Mexico		USEP2061
1996-1997	V8-4.6L	281	SVT Cobra	USEP2160H	
1998	V8-4.6L	281	GT; Calif	USEP2200M	
1998	V8-4.6L	281	GT; Exc.Calif	USEP2200M	
1998	V8-4.6L	281	SVT Cobra; Exc.Calif	USEP2200M	
1999	V8-4.6L	281	SVT Cobra	USEP2244M	
1999-2000	V8-4.6L	281	GT	USEP2244M	
2001	V8-4.6L	281	GT Bullitt	USEP2301M	
2001	V8-4.6L	281	SVT Cobra	USEP2301M	
2001-2002	V8-4.6L	281	GT	USEP2301M	
2003	V8-4.6L	281	SVT Cobra 10th Anniversary; Supercharged	USEP2301M	
2003-2004	V8-4.6L	281	GT	USEP2301M	
2003-2004	V8-4.6L	281	Mach I	USEP2301M	



FUEL PUMP APPLICATION GUIDE

USMW
Professional Series

Model Years	Engine Liters	Cubic Inches	Application Description	Fuel Pump Assembly	Fuel Pump Kit
2005	V8-4.6L	281	FI; GT	USEP2457M	
2005	V8-4.6L	281	FI; GT	USEP2457M	
2005	V8-4.6L	281	FI; GT Equipado	USEP2457M	
1969-1984	V8-5.0L	302	SOLD IN MEXICO; 4BL		USEP8004
1984	V8-5.0L	302			USEP2000
1985-1993	V8-5.0L	302	GT	USEP2110H	USEP2061
1985-1993	V8-5.0L	302	LX	USEP2110H	USEP2061
1986	V8-5.0L	302	FI; GT		USEP2061
1986	V8-5.0L	302	FI; LX		USEP2061
1987-1993	V8-5.0L	302	GT		USEP2061
1988-1993	V8-5.0L	302	LX		USEP2061
1993	V8-5.0L	302	SVT Cobra	USEP2110H	USEP2061
1993	V8-5.0L	302	SVT Cobra R	USEP2110H	USEP2061
1995	V8-5.0L	302	Sold in Mexico		USEP2061
1977	V8-5.8L	351	SOLD IN MEXICO; 2BL		USEP8004
1974-1977	V8-5.8L	351	SOLD IN MEXICO; 4BL		USEP8004
MYSTIQUE					
1997	L4-2.0L	122	SOLD IN MEXICO; Thin terminals.; SFI		USEP2157
1994-1996	L4-2.0L	121	SOLD IN MEXICO; Wide terminals.; SFI		USEP2068
1997	V6-2.5L	155	SOLD IN MEXICO; FI DOHC	USEP2188S	
2000	V6-2.5L	155	SOLD IN MEXICO; FI DOHC		USEP2158
1995-1996	V6-2.5L	155	SOLD IN MEXICO; Wide terminals.; FI DOHC		USEP2068
1997	V6-2.5L	155	Sold in Mexico	USEP2188S	USEP2373
1997-1999	V6-2.5L	155	SOLD IN MEXICO; FI DOHC		USEP2226
1997-1999	V6-2.5L	155	Sold in Mexico		USEP2226
PROBE					
1993	L4-2.0L	122	SE	USEP2156H	USEP2068
1993,1996	L4-2.0L	122	SE		USEP2068
1994	L4-2.0L	122	SE; From 07/94	USEP2156H	USEP2068
1994	L4-2.0L	122	SE; To 07/94	USEP2156H	USEP2068
1995	L4-2.0L	122	SE; From 03/01/95	USEP2118H	USEP2068
1995	L4-2.0L	122	SE; To 03/01/95	USEP2156H	USEP2068
1996	L4-2.0L	122	SE	USEP2118H	USEP2068
1997	L4-2.0L	122	GTS	USEP2118H	USEP2068
1989	L4-2.2L	133	LX		USEP8023
1989-1992	L4-2.2L	133	GL		USEP8023
1989-1992	L4-2.2L	133	GT; Turbocharged		USEP8023
1993	V6-2.5L	152	GT	USEP2156H	USEP2068
1994	V6-2.5L	152	GT; From 07/94	USEP2156H	USEP2068
1994	V6-2.5L	152	GT; To 07/94	USEP2156H	USEP2068
1995	V6-2.5L	152	GT; From 03/01/95	USEP2118H	USEP2068
1995	V6-2.5L	152	GT; To 03/01/95	USEP2156H	USEP2068
1996-1997	V6-2.5L	152	GT	USEP2118H	USEP2068
1991-1992	V6-3.0L	182	SE		USEP2051
RANGER					
1985	L4-2.3L	140	FI; Midship Fuel Tank	USEP2095S	USEP2036
1985	L4-2.3L	140	FI; Aft Axle Fuel Tank	USEP2096S	USEP2036
1985,1987	L4-2.3L	140	FI; External Pump		USEP2000
1985-1987	L4-2.3L	140	DIESEL; FI; Turbocharged; External Pump		USEP2054
1986	L4-2.3L	140	FI; External Pump		USEP2000
1986-1987	L4-2.3L	140	Cab & Chassis; FI; Midship Fuel Tank	USEP2095S	USEP2036
1986-1987	L4-2.3L	140	FI; Standard Cab Pickup; Midship Fuel Tank	USEP2095S	USEP2036
1986-1987	L4-2.3L	140	FI; Stripped Chassis; Midship Fuel Tank	USEP2095S	USEP2036
1986-1987	L4-2.3L	140	FI; Rear Fuel Tank	USEP2096S	USEP2036
1988	L4-2.3L	140	FI; External Pump		USEP2000
1988	L4-2.3L	140	FI; Standard Cab Pickup; Midship Fuel Tank	USEP2095S	USEP2036
1988	L4-2.3L	140	FI; Rear Fuel Tank	USEP2096S	USEP2036
1989	L4-2.3L	140			USEP2002
1989-1992	L4-2.3L	140	Custom; Standard Cab Pickup	USEP2078S	
1989-1992	L4-2.3L	140	S; Standard Cab Pickup	USEP2078S	
1989-1997	L4-2.3L	140	Standard Cab Pickup; XLT	USEP2078S	
1989-1997	L4-2.3L	140	STX; Standard Cab Pickup	USEP2078S	
1990	L4-2.3L	140	S Plus; Standard Cab Pickup	USEP2078S	
1990-1993	L4-2.3L	140		USEP2106S	USEP2001
1990-1997	L4-2.3L	140	Extended Cab Pickup	USEP2106S	USEP2001
1990-1997	L4-2.3L	140	Standard Cab Pickup		USEP2002
1991-1993	L4-2.3L	140	Sport; Standard Cab Pickup	USEP2078S	
1993-1997	L4-2.3L	140	Splash; Standard Cab Pickup	USEP2078S	
1993-1997	L4-2.3L	140	Standard Cab Pickup; XL	USEP2078S	

Model Years	Engine Liters	Cubic Inches	Application Description	Fuel Pump Assembly	Fuel Pump Kit
1994-1997	L4-2.3L	140		USEP2106S	USEP2001
1994-1997	L4-2.3L	140	Standard Cab Pickup	USEP2078S	
1995	L4-2.3L	140	Standard Cab Pickup; XL Sport	USEP2078S	
2001-2002	L4-2.3L	140	FI; 112" WHEELBASE	USEP2293M	USEP2293
2001-2002	L4-2.3L	140	FI; 118" WHEELBASE	USEP2295M	USEP2293
2003	L4-2.3L	140	126" WHEELBASE	USEP2293M	USEP2293
2003	L4-2.3L	140	118" WHEELBASE	USEP2295M	USEP2293
2004	L4-2.3L	140	118" WHEELBASE	USEP2356M	USEP2293
2004	L4-2.3L	140	126" WHEELBASE	USEP2363M	USEP2293
2004	L4-2.3L	140	112" WHEELBASE	USEP2537M	USEP2293
2005	L4-2.3L	140	112" WHEELBASE	USEP2537M	USEP2293
2005-2006	L4-2.3L	140	118" WHEELBASE	USEP2356M	USEP2293
2005-2006	L4-2.3L	140	126" WHEELBASE	USEP2363M	USEP2293
2005-2006	L4-2.3L	140	112" WHEELBASE	USEP2537M	USEP2293
2006	L4-2.3L	140	112" WHEELBASE	USEP2537M	USEP2293
1998	L4-2.5L	153	Extended Cab Pickup; FI	USEP2207S	USEP2068
1998	L4-2.5L	153	FI; Standard Cab Pickup; (Extended Range Fuel Tank)	USEP2207S	USEP2068
1998	L4-2.5L	153	FI; Standard Cab Pickup; (Standard Range Fuel Tank)	USEP2207S	USEP2068
1998	L4-2.5L	153	FI	USEP2208S	USEP2068
1999	L4-2.5L	153	FI	USEP2261S	USEP2226
1999-2001	L4-2.5L	153	FI		USEP2226
2000-2001	L4-2.5L	153	FI; 112" WHEELBASE	USEP2269S	USEP2068
2000-2001	L4-2.5L	153	FI; 126" WHEELBASE	USEP2270S	USEP2068
2000-2001	L4-2.5L	153	FI; 118" WHEELBASE	USEP2278S	USEP2068
1986	V6-2.9L	177	FI; External Pump		USEP2000
1986-1987	V6-2.9L	177	Cab & Chassis; FI; Midship Fuel Tank	USEP2095S	USEP2036
1986-1987	V6-2.9L	177	FI; Standard Cab Pickup; Midship Fuel Tank	USEP2095S	USEP2036
1986-1987	V6-2.9L	177	FI; Stripped Chassis; Midship Fuel Tank	USEP2095S	USEP2036
1986-1987	V6-2.9L	177	FI; Rear Fuel Tank	USEP2096S	USEP2036
1987	V6-2.9L	177	FI; External Pump		USEP2000
1988	V6-2.9L	177	FI; External Pump		USEP2000
1988	V6-2.9L	177	FI; Standard Cab Pickup; Midship Fuel Tank	USEP2095S	USEP2036
1988	V6-2.9L	177	FI; Rear Fuel Tank	USEP2096S	USEP2036
1989	V6-2.9L	177			USEP2002
1989	V6-2.9L	177	GT; Standard Cab Pickup	USEP2078S	
1989-1992	V6-2.9L	177	Custom; Standard Cab Pickup	USEP2078S	
1989-1992	V6-2.9L	177	S; Standard Cab Pickup	USEP2078S	
1989-1992	V6-2.9L	177	Standard Cab Pickup; XLT	USEP2078S	
1989-1992	V6-2.9L	177	STX; Standard Cab Pickup	USEP2078S	
1990	V6-2.9L	177	S Plus; Standard Cab Pickup	USEP2078S	
1990-1992	V6-2.9L	177	Extended Cab Pickup	USEP2106S	USEP2001
1990-1992	V6-2.9L	177		USEP2106S	USEP2001
1990-1992	V6-2.9L	177	Standard Cab Pickup		USEP2002
1991-1992	V6-2.9L	177	Sport; Standard Cab Pickup	USEP2078S	
1991-1992	V6-3.0L	182	Custom; Standard Cab Pickup	USEP2078S	
1991-1992	V6-3.0L	182	S; Standard Cab Pickup	USEP2078S	
1991-1993	V6-3.0L	182		USEP2106S	USEP2001
1991-1993	V6-3.0L	182	Sport; Standard Cab Pickup	USEP2078S	
1991-1997	V6-3.0L	182	Extended Cab Pickup	USEP2106S	USEP2001
1991-1997	V6-3.0L	182	Standard Cab Pickup		USEP2002
1991-1997	V6-3.0L	182	Standard Cab Pickup; XLT	USEP2078S	
1991-1997	V6-3.0L	182	STX; Standard Cab Pickup	USEP2078S	
1993-1997	V6-3.0L	182	Splash; Standard Cab Pickup	USEP2078S	
1993-1997	V6-3.0L	182	Standard Cab Pickup; XL	USEP2078S	
1994-1997	V6-3.0L	182		USEP2106S	USEP2001
1994-1997	V6-3.0L	182	Standard Cab Pickup	USEP2078S	
1995	V6-3.0L	182	Standard Cab Pickup; XL Sport	USEP2078S	
1998	V6-3.0L	182	Extended Cab Pickup; FI	USEP2207S	USEP2068
1998	V6-3.0L	182	FI; Standard Cab Pickup; (Extended Range Fuel Tank)	USEP2207S	USEP2068
1998	V6-3.0L	182	FI; Standard Cab Pickup; (Standard Range Fuel Tank)	USEP2207S	USEP2068
1998	V6-3.0L	182	FI	USEP2208S	USEP2068
1999-2001	V6-3.0L	182	FLEX; XL		USEP2258
1999-2001	V6-3.0L	182	FLEX; XLT		USEP2258
2000	V6-3.0L	182	FI; FLEX	USEP2267S	
2001	V6-3.0L	182	Edge; FLEX		USEP2258
2001-2002	V6-3.0L	182	Edge; FI; 112" WHEELBASE	USEP2293M	USEP2293
2001-2002	V6-3.0L	182	FI; 112" WHEELBASE	USEP2293M	USEP2293
2001-2002	V6-3.0L	182	Edge; FI; 118" WHEELBASE	USEP2295M	USEP2293
2001-2002	V6-3.0L	182	FI; 118" WHEELBASE	USEP2295M	USEP2293

APPLICATIONS



FUEL PUMP APPLICATION GUIDE

USMW
Professional Series

Model Years	Engine Liters	Cubic Inches	Application Description	Fuel Pump Assembly	Fuel Pump Kit
2002	V6-3.0L	182	Sold in Mexico; 112" WHEELBASE	USEP2293M	USEP2293
2003	V6-3.0L	182	Edge; 126" WHEELBASE	USEP2293M	USEP2293
2003	V6-3.0L	182	126" WHEELBASE	USEP2293M	USEP2293
2003	V6-3.0L	182	Edge; 118" WHEELBASE	USEP2295M	USEP2293
2003	V6-3.0L	182	118" WHEELBASE	USEP2295M	USEP2293
2004	V6-3.0L	182	FLEX; Tremor	USEP2277S	USEP2293
2004	V6-3.0L	182	Edge; 126" WHEELBASE	USEP2363M	USEP2293
2004	V6-3.0L	182	Tremor; 126" WHEELBASE	USEP2363M	USEP2293
2004	V6-3.0L	182	Edge; 112" WHEELBASE	USEP2537M	USEP2293
2004	V6-3.0L	182	Tremor; 112" WHEELBASE	USEP2537M	USEP2293
2005	V6-3.0L	182	Edge; 118" WHEELBASE	USEP2356M	USEP2293
2005	V6-3.0L	182	Edge; 126" WHEELBASE	USEP2363M	USEP2293
2005	V6-3.0L	182	Edge; 112" WHEELBASE	USEP2537M	USEP2293
2005	V6-3.0L	182	112" WHEELBASE	USEP2537M	USEP2293
2005-2006	V6-3.0L	182	118" WHEELBASE	USEP2356M	USEP2293
2005-2006	V6-3.0L	182	STX; 126" WHEELBASE	USEP2363M	USEP2293
2005-2006	V6-3.0L	182	126" WHEELBASE	USEP2363M	USEP2293
2005-2006	V6-3.0L	182	STX; 112" WHEELBASE	USEP2537M	USEP2293
2005-2006	V6-3.0L	182	112" WHEELBASE	USEP2537M	USEP2293
2006	V6-3.0L	182	Sport; 126" WHEELBASE	USEP2363M	USEP2293
2006	V6-3.0L	182	Sport; 112" WHEELBASE	USEP2537M	USEP2293
2006	V6-3.0L	182	112" WHEELBASE	USEP2537M	USEP2293
1990	V6-4.0L	245	S Plus; Standard Cab Pickup	USEP2078S	
1990-1992	V6-4.0L	245	Custom; Standard Cab Pickup	USEP2078S	
1990-1992	V6-4.0L	245	S; Standard Cab Pickup	USEP2078S	
1990-1993	V6-4.0L	245		USEP2106S	USEP2001
1990-1997	V6-4.0L	245	Extended Cab Pickup	USEP2106S	USEP2001
1990-1997	V6-4.0L	245	Standard Cab Pickup		USEP2002
1990-1997	V6-4.0L	245	Standard Cab Pickup; XLT	USEP2078S	
1990-1997	V6-4.0L	245	STX; Standard Cab Pickup	USEP2078S	
1991-1993	V6-4.0L	245	Sport; Standard Cab Pickup	USEP2078S	
1993-1997	V6-4.0L	245	Splash; Standard Cab Pickup	USEP2078S	
1993-1997	V6-4.0L	245	Standard Cab Pickup; XL	USEP2078S	
1994-1997	V6-4.0L	245		USEP2106S	USEP2001
1994-1997	V6-4.0L	245	Standard Cab Pickup	USEP2078S	
1995	V6-4.0L	245	Standard Cab Pickup; XL Sport	USEP2078S	
1998	V6-4.0L	245	Extended Cab Pickup; FI	USEP2207S	USEP2068
1998	V6-4.0L	245	FI; Standard Cab Pickup; (Extended Range Fuel Tank)	USEP2207S	USEP2068
1998	V6-4.0L	245	FI; Standard Cab Pickup; (Standard Range Fuel Tank)	USEP2207S	USEP2068
1998	V6-4.0L	245	FI	USEP2208S	USEP2068
1999	V6-4.0L	245	FI	USEP2261S	USEP2226
1999-2000	V6-4.0L	245	FI		USEP2226
2000	V6-4.0L	245	FI; 112" WHEELBASE	USEP2269S	USEP2068
2000	V6-4.0L	245	FI; 126" WHEELBASE	USEP2270S	USEP2068
2000	V6-4.0L	245	FI; 118" WHEELBASE	USEP2278S	USEP2068
2000	V6-4.0L	245	FI		USEP2068
2001-2002	V6-4.0L	245	Edge; FI; 112" WHEELBASE	USEP2293M	USEP2293
2001-2002	V6-4.0L	245	FI; 112" WHEELBASE	USEP2293M	USEP2293
2001-2002	V6-4.0L	245	Edge; FI; 118" WHEELBASE	USEP2295M	USEP2293
2001-2002	V6-4.0L	245	FI; 118" WHEELBASE	USEP2295M	USEP2293
2003	V6-4.0L	245	Edge; 126" WHEELBASE	USEP2293M	USEP2293
2003	V6-4.0L	245	126" WHEELBASE	USEP2293M	USEP2293
2003	V6-4.0L	245	Edge; 118" WHEELBASE	USEP2295M	USEP2293
2003	V6-4.0L	245	118" WHEELBASE	USEP2295M	USEP2293
2004	V6-4.0L	245	Edge; 126" WHEELBASE	USEP2363M	USEP2293
2004	V6-4.0L	245	Tremor; 126" WHEELBASE	USEP2363M	USEP2293
2004	V6-4.0L	245	Edge; 112" WHEELBASE	USEP2537M	USEP2293
2004	V6-4.0L	245	Tremor; 112" WHEELBASE	USEP2537M	USEP2293
2005	V6-4.0L	245	Edge; 118" WHEELBASE	USEP2356M	USEP2293
2005	V6-4.0L	245	FX4; 118" WHEELBASE	USEP2356M	USEP2293
2005	V6-4.0L	245	Edge; 126" WHEELBASE	USEP2363M	USEP2293
2005	V6-4.0L	245	FX4; 126" WHEELBASE	USEP2363M	USEP2293
2005	V6-4.0L	245	Edge; 112" WHEELBASE	USEP2537M	USEP2293
2005	V6-4.0L	245	FX4; 112" WHEELBASE	USEP2537M	USEP2293
2005	V6-4.0L	245	112" WHEELBASE	USEP2537M	USEP2293
2005-2006	V6-4.0L	245	118" WHEELBASE	USEP2356M	USEP2293
2005-2006	V6-4.0L	245	126" WHEELBASE	USEP2363M	USEP2293
2005-2006	V6-4.0L	245	112" WHEELBASE	USEP2537M	USEP2293
2006	V6-4.0L	245	Sport; 126" WHEELBASE	USEP2363M	USEP2293

Model Years	Engine Liters	Cubic Inches	Application Description	Fuel Pump Assembly	Fuel Pump Kit
2006	V6-4.0L	245	STX; 126" WHEELBASE	USEP2363M	USEP2293
2006	V6-4.0L	245	FX4; 126" WHEELBASE	USEP2363M	USEP2293
2006	V6-4.0L	245	Sport, 112" WHEELBASE	USEP2537M	USEP2293
2006	V6-4.0L	245	STX, 112" WHEELBASE	USEP2537M	USEP2293
2006	V6-4.0L	245	112" WHEELBASE	USEP2537M	USEP2293
SABLE					
1996	V6-3.0L	183	SOLD IN MEXICO; MFI		USEP2238
1997	V6-3.0L	183	SOLD IN MEXICO; MFI	USEP2184M	
1999	V6-3.0L	181	SOLD IN MEXICO; FI	USEP2243M	
2000	V6-3.0L	181	SOLD IN MEXICO; FI		USEP2239
2001	V6-3.0L	181	SOLD IN MEXICO; Without flex fuel; FI	USEP2294M	USEP2447
2001	V6-3.0L	181	SOLD IN MEXICO; With flex fuel; FI		USEP2497
2002	V6-3.0L	181	SOLD IN MEXICO; FI DOHC	USEP2313M	USEP2314
1996-1997	V6-3.0L	183	SOLD IN MEXICO; Optional; MFI		USEP2303
1996-1997	V6-3.0L	183	SOLD IN MEXICO; MFI	USEP2159M	
1998	V6-3.0L	183	Sold in Mexico		USEP2284
1998-1999	V6-3.0L	181	SOLD IN MEXICO; FI		USEP2284
1994	V6-3.8L	232	SOLD IN MEXICO; With 18.6 gallon tank; Without digital readout; FI	USEP2077S	
1994-1995	V6-3.8L	232	SOLD IN MEXICO; FI		USEP2042
1994-1995	V6-3.8L	232	SOLD IN MEXICO; Wide terminals; FI		USEP2068
1994-1995	V6-3.8L	232	SOLD IN MEXICO; With 16 gallon tank; FI	USEP2076S	
1994-1995	V6-3.8L	232	SOLD IN MEXICO; With 18.6 gallon tank; With digital readout; FI	USEP2108S	
TAURUS					
1986	L4-2.5L	153	16 Gallon Fuel Tank		USEP2001
1986	L4-2.5L	153	18.6 Gallon Fuel Tank (Exc.Digital Instrument Cluster)	USEP2077S	USEP2042
1986	L4-2.5L	153	18.6 Gallon Fuel Tank (Digital Instrument Cluster)	USEP2079S	USEP2042
1986-1987	L4-2.5L	153	LX; 16 Gallon Fuel Tank	USEP2076S	USEP2001
1986-1988	L4-2.5L	153	MT5; 16 Gallon Fuel Tank	USEP2076S	USEP2001
1986-1990	L4-2.5L	153	L; 16 Gallon Fuel Tank	USEP2076S	USEP2001
1986-1991	L4-2.5L	153	GL; 16 Gallon Fuel Tank	USEP2076S	USEP2001
1987	L4-2.5L	153	LX; 18.6 Gallon Fuel Tank (Exc.Digital Instrument Cluster)	USEP2077S	USEP2042
1987	L4-2.5L	153	LX; 18.6 Gallon Fuel Tank (Digital Instrument Cluster)	USEP2079S	USEP2042
1987-1988	L4-2.5L	153	MT5; 16 Gallon Fuel Tank		USEP2001
1987-1988	L4-2.5L	153	MT5; 18.6 Gallon Fuel Tank (Exc.Digital Instrument Cluster)	USEP2077S	USEP2042
1987-1988	L4-2.5L	153	MT5; 18.6 Gallon Fuel Tank (Digital Instrument Cluster)	USEP2079S	USEP2042
1987-1989	L4-2.5L	153	GL; 16 Gallon Fuel Tank		USEP2001
1987-1989	L4-2.5L	153	L; 16 Gallon Fuel Tank		USEP2001
1987-1989	L4-2.5L	153	GL; 18.6 Gallon Fuel Tank (Digital Instrument Cluster)	USEP2079S	USEP2042
1987-1989	L4-2.5L	153	L; 18.6 Gallon Fuel Tank (Digital Instrument Cluster)	USEP2079S	USEP2042
1987-1990	L4-2.5L	153	GL; 18.6 Gallon Fuel Tank (Exc.Digital Instrument Cluster)	USEP2077S	USEP2042
1987-1990	L4-2.5L	153	L; 18.6 Gallon Fuel Tank (Exc.Digital Instrument Cluster)	USEP2077S	USEP2042
1990	L4-2.5L	153	GL; 18.6 Gallon Fuel Tank (Digital Instrument Cluster)	USEP2108S	USEP2042
1990	L4-2.5L	153	L; 18.6 Gallon Fuel Tank (Digital Instrument Cluster)	USEP2108S	USEP2042
1990	L4-2.5L	153	GL; 16 Gallon Fuel Tank		USEP2042
1990	L4-2.5L	153	L; 16 Gallon Fuel Tank		USEP2042
1991	L4-2.5L	153	GL; Exc.Digital Instrument Cluster		USEP2042
1986	V6-3.0L	182	MT5; 16 Gallon Fuel Tank	USEP2076S	USEP2001
1986	V6-3.0L	182	16 Gallon Fuel Tank		USEP2001
1986	V6-3.0L	182	18.6 Gallon Fuel Tank (Exc.Digital Instrument Cluster)	USEP2077S	USEP2042
1986	V6-3.0L	182	18.6 Gallon Fuel Tank (Digital Instrument Cluster)	USEP2079S	USEP2042
1986-1992	V6-3.0L	182	L; 16 Gallon Fuel Tank	USEP2076S	USEP2001
1986-1995	V6-3.0L	182	LX; 16 Gallon Fuel Tank	USEP2076S	USEP2001
1986-1995	V6-3.0L	182	GL; 16 Gallon Fuel Tank	USEP2076S	USEP2001
1987-1989	V6-3.0L	182	GL; 16 Gallon Fuel Tank		USEP2001
1987-1989	V6-3.0L	182	L; 16 Gallon Fuel Tank		USEP2001
1987-1989	V6-3.0L	182	LX; 16 Gallon Fuel Tank		USEP2001
1987-1989	V6-3.0L	182	GL; 18.6 Gallon Fuel Tank (Digital Instrument Cluster)	USEP2079S	USEP2042
1987-1989	V6-3.0L	182	L; 18.6 Gallon Fuel Tank (Digital Instrument Cluster)	USEP2079S	USEP2042
1987-1989	V6-3.0L	182	LX; 18.6 Gallon Fuel Tank (Digital Instrument Cluster)	USEP2079S	USEP2042
1987-1992	V6-3.0L	182	GL; 18.6 Gallon Fuel Tank (Exc.Digital Instrument Cluster)	USEP2077S	USEP2042
1987-1992	V6-3.0L	182	L; 18.6 Gallon Fuel Tank (Exc.Digital Instrument Cluster)	USEP2077S	USEP2042
1987-1992	V6-3.0L	182	LX; 18.6 Gallon Fuel Tank (Exc.Digital Instrument Cluster)	USEP2077S	USEP2042
1987-1992	V6-3.0L	182	GL; 18.6 Gallon Fuel Tank (Digital Instrument Cluster)		USEP2042
1987-1992	V6-3.0L	182	L; 18.6 Gallon Fuel Tank (Digital Instrument Cluster)		USEP2042
1987-1992	V6-3.0L	182	LX; 18.6 Gallon Fuel Tank (Digital Instrument Cluster)		USEP2042
1989-1992	V6-3.0L	182	SHO	USEP2115S	USEP2001
1990-1992	V6-3.0L	182	GL; 18.6 Gallon Fuel Tank (Digital Instrument Cluster)	USEP2108S	USEP2042
1990-1992	V6-3.0L	182	L; 18.6 Gallon Fuel Tank (Digital Instrument Cluster)	USEP2108S	USEP2042
1990-1992	V6-3.0L	182	LX; 18.6 Gallon Fuel Tank (Digital Instrument Cluster)	USEP2108S	USEP2042



FUEL PUMP APPLICATION GUIDE

USMW
Professional Series

Model Years	Engine Liters	Cubic Inches	Application Description	Fuel Pump Assembly	Fuel Pump Kit
1990-1992	V6-3.0L	182	GL; 16 Gallon Fuel Tank		USEP2042
1990-1992	V6-3.0L	182	L; 16 Gallon Fuel Tank		USEP2042
1990-1992	V6-3.0L	182	LX; 16 Gallon Fuel Tank		USEP2042
1993,1995	V6-3.0L	182	GL; 18.6 Gallon Fuel Tank (Exc.Digital Instrument Cluster)	USEP2077S	USEP2042
1993,1995	V6-3.0L	182	LX; 18.6 Gallon Fuel Tank (Exc.Digital Instrument Cluster)	USEP2077S	USEP2042
1993,1995	V6-3.0L	182	GL; 18.6 Gallon Fuel Tank (Digital Instrument Cluster)	USEP2108S	USEP2042
1993,1995	V6-3.0L	182	LX; 18.6 Gallon Fuel Tank (Digital Instrument Cluster)	USEP2108S	USEP2042
1993-1994	V6-3.0L	182	FLEX; GL	USEP2072S	
1993-1995	V6-3.0L	182	SHO		USEP2001
1993-1995	V6-3.0L	182	GL; 16 Gallon Fuel Tank		USEP2042
1993-1995	V6-3.0L	182	LX; 16 Gallon Fuel Tank		USEP2042
1994	V6-3.0L	182	GL; 18.6 Gallon Fuel Tank (Exc.Digital Instrument Cluster) (From 01/94)	USEP2077S	USEP2042
1994	V6-3.0L	182	GL; 18.6 Gallon Fuel Tank (Exc.Digital Instrument Cluster) (To 01/94)	USEP2077S	USEP2042
1994	V6-3.0L	182	LX; 18.6 Gallon Fuel Tank (Exc.Digital Instrument Cluster) (From 01/94)	USEP2077S	USEP2042
1994	V6-3.0L	182	LX; 18.6 Gallon Fuel Tank (Exc.Digital Instrument Cluster) (To 01/94)	USEP2077S	USEP2042
1994	V6-3.0L	182	GL; 18.6 Gallon Fuel Tank (Digital Instrument Cluster) (From 01/94)	USEP2108S	USEP2042
1994	V6-3.0L	182	GL; 18.6 Gallon Fuel Tank (Digital Instrument Cluster) (To 01/94)	USEP2108S	USEP2042
1994	V6-3.0L	182	LX; 18.6 Gallon Fuel Tank (Digital Instrument Cluster) (From 01/94)	USEP2108S	USEP2042
1994	V6-3.0L	182	LX; 18.6 Gallon Fuel Tank (Digital Instrument Cluster) (To 01/94)	USEP2108S	USEP2042
1994-1995	V6-3.0L	182	SHO	USEP2115S	USEP2001
1995	V6-3.0L	182	SE; 16 Gallon Fuel Tank	USEP2076S	USEP2001
1995	V6-3.0L	182	SE; 18.6 Gallon Fuel Tank (Exc.Digital Instrument Cluster)	USEP2077S	USEP2042
1995	V6-3.0L	182	SE; 18.6 Gallon Fuel Tank (Digital Instrument Cluster)	USEP2108S	USEP2042
1995	V6-3.0L	182	FLEX; SE	USEP2072S	
1996	V6-3.0L	182	LX	USEP2153M	USEP2303
1996	V6-3.0L	182	FLEX; GL	USEP2154M	
1997	V6-3.0L	182	FLEX; GL	USEP2183M	USEP2284
1997	V6-3.0L	182	LX; 16 Gallon Fuel Tank	USEP2185M	USEP2284
1997	V6-3.0L	182	LX; 18 Gallon Fuel Tank	USEP2185M	USEP2284
1997	V6-3.0L	182	G; Extended Range Fuel Tank		USEP2303
1997	V6-3.0L	182	G; Standard Range Fuel Tank		USEP2303
1997	V6-3.0L	182	GL; Extended Range Fuel Tank		USEP2303
1997	V6-3.0L	182	GL; Standard Range Fuel Tank		USEP2303
1998	V6-3.0L	182	LX	USEP2192M	USEP2284
1998	V6-3.0L	182	SE Comfort	USEP2198M	USEP2305
1998	V6-3.0L	182	FLEX; SE Comfort	USEP2204M	
1999	V6-3.0L	182	SE	USEP2243M	USEP2284
1999	V6-3.0L	182	FLEX; SE	USEP2242M	
2000	V6-3.0L	182	SVG; 16 Gallon Fuel Tank (White Label)	USEP2283M	USEP2284
2000	V6-3.0L	182	SVG; 18 Gallon Fuel Tank (Red Label)	USEP2283M	USEP2284
2000	V6-3.0L	182	FLEX; SVG	USEP2285M	
2001-2003	V6-3.0L	182		USEP2285M	
2003	V6-3.0L	182		USEP2313M	USEP2314
2003	V6-3.0L	182	FLEX; Exc.Extended Range Fuel Tank		USEP2497
2003-2005	V6-3.0L	182			USEP2314
2004-2005	V6-3.0L	182		USEP2435M	USEP2314
2004-2005	V6-3.0L	182	FLEX	USEP2455M	USEP2497
2006	V6-3.0L	182	SE	USEP2435M	USEP2314
2006	V6-3.0L	182	SEL	USEP2435M	USEP2314
2006	V6-3.0L	182	FLEX; SE	USEP2455M	USEP2497
2006	V6-3.0L	182	FLEX; SEL	USEP2455M	USEP2497
2007	V6-3.0L	182	SE	USEP2435M	USEP2314
2007	V6-3.0L	182	SEL	USEP2435M	USEP2314
1993-1995	V6-3.2L	195	SHO	USEP2115S	USEP2001
1988	V6-3.8L	232	L; 16 Gallon Fuel Tank		USEP2001
1988	V6-3.8L	232	L; 18.6 Gallon Fuel Tank (Digital Instrument Cluster)	USEP2079S	USEP2042
1988-1989	V6-3.8L	232	GL; 16 Gallon Fuel Tank		USEP2001
1988-1989	V6-3.8L	232	LX; 16 Gallon Fuel Tank		USEP2001
1988-1989	V6-3.8L	232	GL; 18.6 Gallon Fuel Tank (Digital Instrument Cluster)	USEP2079S	USEP2042
1988-1989	V6-3.8L	232	LX; 18.6 Gallon Fuel Tank (Digital Instrument Cluster)	USEP2079S	USEP2042
1988-1992	V6-3.8L	232	GL; 18.6 Gallon Fuel Tank (Exc.Digital Instrument Cluster)	USEP2077S	USEP2042
1988-1992	V6-3.8L	232	LX; 18.6 Gallon Fuel Tank (Exc.Digital Instrument Cluster)	USEP2077S	USEP2042
1988-1992	V6-3.8L	232	GL; 18.6 Gallon Fuel Tank (Digital Instrument Cluster)		USEP2042
1988-1992	V6-3.8L	232	LX; 18.6 Gallon Fuel Tank (Digital Instrument Cluster)		USEP2042
1988-1995	V6-3.8L	232	GL; 16 Gallon Fuel Tank	USEP2076S	USEP2001
1988-1995	V6-3.8L	232	LX; 16 Gallon Fuel Tank	USEP2076S	USEP2001
1990-1992	V6-3.8L	232	GL; 18.6 Gallon Fuel Tank (Digital Instrument Cluster)	USEP2108S	USEP2042
1990-1992	V6-3.8L	232	LX; 18.6 Gallon Fuel Tank (Digital Instrument Cluster)	USEP2108S	USEP2042
1990-1992	V6-3.8L	232	GL; 16 Gallon Fuel Tank		USEP2042

Model Years	Engine Liters	Cubic Inches	Application Description	Fuel Pump Assembly	Fuel Pump Kit
1990-1992	V6-3.8L	232	LX; 16 Gallon Fuel Tank		USEP2042
1991-1992	V6-3.8L	232	L; 18.6 Gallon Fuel Tank (Digital Instrument Cluster)	USEP2108S	USEP2042
1991-1992	V6-3.8L	232	L; 16 Gallon Fuel Tank		USEP2042
1993,1995	V6-3.8L	232	GL; 18.6 Gallon Fuel Tank (Exc.Digital Instrument Cluster)	USEP2077S	USEP2042
1993,1995	V6-3.8L	232	LX; 18.6 Gallon Fuel Tank (Exc.Digital Instrument Cluster)	USEP2077S	USEP2042
1993,1995	V6-3.8L	232	GL; 18.6 Gallon Fuel Tank (Digital Instrument Cluster)	USEP2108S	USEP2042
1993,1995	V6-3.8L	232	LX; 18.6 Gallon Fuel Tank (Digital Instrument Cluster)	USEP2108S	USEP2042
1993-1995	V6-3.8L	232	GL; 16 Gallon Fuel Tank		USEP2042
1993-1995	V6-3.8L	232	LX; 16 Gallon Fuel Tank		USEP2042
1994	V6-3.8L	232	GL; 18.6 Gallon Fuel Tank (Exc.Digital Instrument Cluster) (From 01/94)	USEP2077S	USEP2042
1994	V6-3.8L	232	GL; 18.6 Gallon Fuel Tank (Exc.Digital Instrument Cluster) (To 01/94)	USEP2077S	USEP2042
1994	V6-3.8L	232	LX; 18.6 Gallon Fuel Tank (Exc.Digital Instrument Cluster) (From 01/94)	USEP2077S	USEP2042
1994	V6-3.8L	232	LX; 18.6 Gallon Fuel Tank (Exc.Digital Instrument Cluster) (To 01/94)	USEP2077S	USEP2042
1994	V6-3.8L	232	GL; 18.6 Gallon Fuel Tank (Digital Instrument Cluster) (From 01/94)	USEP2108S	USEP2042
1994	V6-3.8L	232	GL; 18.6 Gallon Fuel Tank (Digital Instrument Cluster) (To 01/94)	USEP2108S	USEP2042
1994	V6-3.8L	232	LX; 18.6 Gallon Fuel Tank (Digital Instrument Cluster) (From 01/94)	USEP2108S	USEP2042
1994	V6-3.8L	232	LX; 18.6 Gallon Fuel Tank (Digital Instrument Cluster) (To 01/94)	USEP2108S	USEP2042
1995	V6-3.8L	232	SE; 16 Gallon Fuel Tank	USEP2076S	USEP2001
1995	V6-3.8L	232	SE; 18.6 Gallon Fuel Tank (Exc.Digital Instrument Cluster)	USEP2077S	USEP2042
1995	V6-3.8L	232	SE; 18.6 Gallon Fuel Tank (Digital Instrument Cluster)	USEP2108S	USEP2042
1996	V8-3.4L	207	SHO	USEP2153M	USEP2303
1997	V8-3.4L	207	SHO	USEP2165M	
1998-1999	V8-3.4L	207	SHO	USEP2264M	USEP2306
TEMPO					
1985	L4-2.3L	140	FI	USEP2081S	USEP2015
1985-1986	L4-2.3L	140	FI; GL	USEP2081S	USEP2015
1985-1986	L4-2.3L	140	FI; LX	USEP2081S	USEP2015
1987	L4-2.3L	140	FI; GL	USEP2081S	USEP2015
1987	L4-2.3L	140	FI; GLS	USEP2081S	USEP2015
1987	L4-2.3L	140	FI; LX	USEP2081S	USEP2015
1987	L4-2.3L	140	FI; Sport	USEP2081S	USEP2015
1987	L4-2.3L	140	AWD; FI		USEP2015
1988-1989	L4-2.3L	140	AWD		USEP2052
1988-1989	L4-2.3L	140	GL		USEP2065
1988-1989	L4-2.3L	140	GLS		USEP2065
1988-1989	L4-2.3L	140	LX		USEP2065
1988-1989	L4-2.3L	140	Sport		USEP2065
1988-1991	L4-2.3L	140	GLS	USEP2101S	USEP2068
1988-1991	L4-2.3L	140	Sport	USEP2101S	USEP2068
1988-1994	L4-2.3L	140	GL	USEP2101S	USEP2068
1988-1994	L4-2.3L	140	LX	USEP2101S	USEP2068
1989	L4-2.3L	140	AWD		USEP2052
1990	L4-2.3L	140	AWD; LX AWD		USEP2052
1990	L4-2.3L	140	Sport		USEP2068
1990-1991	L4-2.3L	140	L	USEP2101S	USEP2068
1990-1994	L4-2.3L	140	GL		USEP2068
1990-1994	L4-2.3L	140	LX		USEP2068
1991	L4-2.3L	140	FWD; Sport		USEP2068
1991	L4-2.3L	140	GLS		USEP2068
1991	L4-2.3L	140	L		USEP2068
1992	V6-3.0L	182	Sport	USEP2101S	USEP2068
1992	V6-3.0L	182	GLS	USEP2101S	USEP2068
1992-1994	V6-3.0L	182	GL	USEP2101S	USEP2068
1992-1994	V6-3.0L	182	LX	USEP2101S	USEP2068
THUNDERBIRD					
1983-1984	L4-2.3L	140			USEP2000
1985-1986	L4-2.3L	140	Turbo; Turbocharged	USEP2084H	USEP2044
1988	L4-2.3L	140	Turbo; Turbocharged		USEP2044
1985	V6-3.8L	232	Sport	USEP2099M	
1986	V6-3.8L	232	Sport	USEP2100H	USEP2024
1987	V6-3.8L	232	LX		USEP2024
1987	V6-3.8L	232			USEP2024
1988	V6-3.8L	232	LX		USEP2024
1988	V6-3.8L	232			USEP2024
1989-1992	V6-3.8L	232		USEP2098S	USEP2044
1989-1995	V6-3.8L	232	LX	USEP2098S	USEP2044
1989-1995	V6-3.8L	232	Super Coupe; Supercharged	USEP2098S	USEP2044
1996-1997	V6-3.8L	232		USEP2098S	USEP2044
2002	V8-3.9L	242	Electronic; FI		USEP2314



FUEL PUMP APPLICATION GUIDE

USMW
Professional Series

Model Years	Engine Liters	Cubic Inches	Application Description	Fuel Pump Assembly	Fuel Pump Kit
2002	V8-3.9L	242		USEP2322M	
2003-2005	V8-3.9L	242			USEP2337
1994-1995	V8-4.6L	281	LX	USEP2098S	USEP2044
1996-1997	V8-4.6L	281		USEP2098S	USEP2044
1983	V8-5.0L	302			USEP2000
1985	V8-5.0L	302	Sport	USEP2099M	
1986	V8-5.0L	302	Sport	USEP2100H	USEP2024
1986-1988	V8-5.0L	302	Sport		USEP2024
1987-1988	V8-5.0L	302	LX		USEP2024
1987-1988	V8-5.0L	302			USEP2024
1991-1992	V8-5.0L	302		USEP2098S	USEP2044
1991-1993	V8-5.0L	302	LX	USEP2098S	USEP2044
TOPAZ					
1994	L4-2.3L	140	SOLD IN MEXICO; Built from 07/1994; Wide terminals; TBI		USEP2068
1994	L4-2.3L	140	SOLD IN MEXICO; Built to 06/1994; TBI	USEP2101S	
1988-1993	L4-2.3L	140	SOLD IN MEXICO; FI		USEP2001
1988-1993	L4-2.3L	140	SOLD IN MEXICO; FI HP		USEP2001
1992-1993	V6-3.0L	182	SOLD IN MEXICO; FI	USEP2101S	
VAGONETA					
1997	L4-1.9L	114	SOLD IN MEXICO; MFI	USEP2151H	
1996-1997	L4-1.9L	114	SOLD IN MEXICO; MFI		USEP2001
WINDSTAR					
1995	V6-3.0L	182			USEP2068
1996	V6-3.0L	182		USEP2116H	USEP2044
1998	V6-3.0L	182		USEP2199M	USEP2308
1999	V6-3.0L	182	SEL	USEP2248M	
1999-2000	V6-3.0L	182			USEP2284
2000	V6-3.0L	182		USEP2248M	
1995	V6-3.8L	232			USEP2068
1995-1997	V6-3.8L	232	Sold in Mexico		USEP2044
1996	V6-3.8L	232		USEP2116H	USEP2044
1998	V6-3.8L	232		USEP2199M	USEP2308
1998	V6-3.8L	232	Sold in Mexico		USEP2308
1999	V6-3.8L	232	SEL	USEP2248M	
1999-2000	V6-3.8L	232	Sold in Mexico		USEP2284
1999-2000	V6-3.8L	232			USEP2284
2000	V6-3.8L	232		USEP2248M	
2001-2002	V6-3.8L	232		USEP2290M	USEP2290
2003	V6-3.8L	232	From 01/02/03	USEP2290M	USEP2290
2003	V6-3.8L	232	To 01/02/03	USEP2290M	USEP2290
FORD TRUCK					
B150 1/2 TON					
1985	V8-5.0L	302	SOLD IN MEXICO; 2BL		USEP2001
COURIER					
2002	L4-1.6L	97	SOLD IN MEXICO; Without Check Valve; MFI		USEP2241
2003	L4-1.6L	97	SOLD IN MEXICO; Without Check Valve; MFI		USEP2242
2004	L4-1.6L	97	SOLD IN MEXICO; Without Check Valve; MFI		USEP2243
2005	L4-1.6L	97	SOLD IN MEXICO; Without Check Valve; MFI		USEP2244
2006	L4-1.6L	97	SOLD IN MEXICO; MFI		USEP2226
2001-2004	L4-1.6L	97	SOLD IN MEXICO; Without Check Valve; MFI		USEP2240
2001-2005	L4-1.6L	97	SOLD IN MEXICO; With check valve; MFI		USEP12087
2007-2009	L4-1.6L	97	SOLD IN MEXICO; MFI	USEP12211M	
ECONOLINE WAGON					
1999-2002	V6-4.2L	256	SOLD IN MEXICO; Thin terminals; FI		USEP2157
1999-2002	V8-5.0L	305	SOLD IN MEXICO; With rear tank; FI		USEP2226
1999-2002	V8-5.0L	305	SOLD IN MEXICO; With 3 tube ports; FI		USEP2284
1999-2002	V8-5.0L	305	SOLD IN MEXICO; With center tank; FI		USEP2337
1999-2002	V8-5.0L	305	SOLD IN MEXICO; With 2 tube ports; FI		USEP2377
ECOSPORT					
2004-2006	L4-2.0L	121	SOLD IN MEXICO; SFI		USEP2226
2007-2009	L4-2.0L	121	SOLD IN MEXICO; SFI		USEP12087
EXPEDITION					
1996	V8-4.6L	281	SOLD IN MEXICO; MFI SOHC		USEP2001
EXPLORER 2WD					
1990	V6-4.0L	245	SOLD IN MEXICO; MFI	USEP2144S	USEP2001
1998	V6-4.8L	294	SOLD IN MEXICO; FI SOHC		USEP2158
EXPLORER XLT 2WD					
2010	V8-4.6L	281	SOLD IN MEXICO; SFI SOHC		USEP2518

Model Years	Engine Liters	Cubic Inches	Application Description	Fuel Pump Assembly	Fuel Pump Kit
F150 1/2 TON P/U 2WD					
1991-1995	V6-3.8L	232	SOLD IN MEXICO; FI		USEP2044
1997	V6-4.9L	300	SOLD IN MEXICO; FI	USEP2059MN	USEP2059
F150 1/2 TON P/U 4WD					
1991-1995	V6-3.8L	232	SOLD IN MEXICO; FI		USEP2044
1997	V6-4.9L	300	SOLD IN MEXICO; FI	USEP2059MN	USEP2059
1986	V8-5.0L	302	SOLD IN MEXICO; 2BL		USEP8004
F200 3/4 TON P/U 2WD					
1990	V8-5.0L	302	SOLD IN MEXICO; 2BL		USEP2059
1990	V8-5.8L	351	SOLD IN MEXICO; 2BL		USEP2059
F250 3/4 TON P/U 2WD					
2004	V8-4.6L	281	SOLD IN MEXICO; MFI SOHC		USEP2312
2004	V8-4.6L	281	SOLD IN MEXICO; Center tank.; MFI SOHC		USEP2318
2005	V8-4.6L	281	SOLD IN MEXICO; Thin terminals.; MFI SOHC		USEP2068
2009	V8-4.6L	281	SOLD IN MEXICO; MFI SOHC		USEP2314
2000-2005	V8-4.6L	281	SOLD IN MEXICO; Thin terminals.; MFI SOHC		USEP2157
2000-2005	V8-4.6L	281	SOLD IN MEXICO; MFI SOHC	USEP2237S	
2006-2008	V8-4.6L	281	SOLD IN MEXICO; 126" and 132.5" Wheelbase; MFI SOHC	USEP2434M	
2006-2008	V8-4.6L	281	SOLD IN MEXICO; 144.5" and 163" Wheelbase; MFI SOHC	USEP2441M	
1997	V8-5.0L	302	SOLD IN MEXICO; FI	USEP2059MN	USEP2059
F250 3/4 TON P/U 4WD					
2001	V8-4.6L	281	SOLD IN MEXICO; MFI SOHC	USEP2237S	
2009	V8-4.6L	281	SOLD IN MEXICO; MFI SOHC		USEP2314
2001-2004	V8-4.6L	281	SOLD IN MEXICO; Thin terminals.; MFI SOHC		USEP2157
2005-2008	V8-4.6L	281	SOLD IN MEXICO; MFI SOHC		USEP2377
2006-2008	V8-4.6L	281	SOLD IN MEXICO; 126" and 132.5" Wheelbase; MFI SOHC	USEP2434M	
2006-2008	V8-4.6L	281	SOLD IN MEXICO; 144.5" and 163" Wheelbase; MFI SOHC	USEP2441M	
1997	V8-5.0L	302	SOLD IN MEXICO; FI	USEP2059MN	USEP2059
F350 1 TON P/U 2WD					
1980-1990	V8-5.0L	302	SOLD IN MEXICO; 2BL		USEP8004
1991-1997	V8-5.0L	302	SOLD IN MEXICO; FI	USEP2059MN	USEP2059
1995-1996	V8-5.0L	302	SOLD IN MEXICO; FI	USEP2063M	
1999	V8-5.4L	330	SOLD IN MEXICO; With rear tank.; FI SOHC	USEP2233M	
2000	V8-5.4L	330	SOLD IN MEXICO; With center tank.; FI SOHC	USEP2234M	USEP2284
2000	V8-5.4L	330	SOLD IN MEXICO; With rear tank.; FI SOHC	USEP2281M	USEP2314
1999-2000	V8-5.4L	330	SOLD IN MEXICO; FI SOHC		USEP2245
F350 1 TON P/U 4WD					
1980-1990	V8-5.0L	302	SOLD IN MEXICO; 2BL		USEP8004
1991-1997	V8-5.0L	302	SOLD IN MEXICO; FI	USEP2059MN	USEP2059
LOBO 2WD					
1997	V8-4.6L	281	SOLD IN MEXICO; Optional. ; MFI SOHC	USEP2221S	
2009	V8-4.6L	281	SOLD IN MEXICO; MFI SOHC		USEP2314
1997-2005	V8-4.6L	281	SOLD IN MEXICO; MFI SOHC		USEP2284
1999-2002	V8-4.6L	281	SOLD IN MEXICO; MFI SOHC	USEP2237S	
2006-2008	V8-4.6L	281	SOLD IN MEXICO; With 126", 132.5" and 138.5" wheelbase; MFI SOHC	USEP2434M	USEP2293
2006	V8-5.4L	330	SOLD IN MEXICO; With rear tank.; FI SOHC		USEP2366
2006	V8-5.4L	330	SOLD IN MEXICO; With rear tank. ; FI SOHC	USEP2442M	
2009	V8-5.4L	330	SOLD IN MEXICO; FI SOHC		USEP2314
1999-2002	V8-5.4L	330	SOLD IN MEXICO; FI SOHC	USEP2237S	
1999-2004	V8-5.4L	330	SOLD IN MEXICO; FI SOHC		USEP2284
2007-2008	V8-5.4L	330	SOLD IN MEXICO; With 126", 132.5" and 138.5" wheelbase; FI SOHC	USEP2434M	USEP2293
LOBO 4WD					
2002	V8-4.6L	281	SOLD IN MEXICO; MFI SOHC	USEP2237S	
1998-2004	V8-4.6L	281	SOLD IN MEXICO; MFI SOHC		USEP2284
2008-2009	V8-4.6L	281	SOLD IN MEXICO; MFI SOHC		USEP2314
1999-2006	V8-5.4L	330	SOLD IN MEXICO; FI SOHC		USEP2284
2008-2009	V8-5.4L	330	SOLD IN MEXICO; FI SOHC		USEP2314
LOBO HARLEY-D					
2003	V8-5.4L	330	SOLD IN MEXICO; With center tank.; SOHC		USEP2318
2003	V8-5.4L	330	SOLD IN MEXICO; Optional; With center tank.; SOHC		USEP2366
P350 MICROBUS					
1991-1997	V8-5.8L	351	SOLD IN MEXICO; KIT; FI		USEP2059
1991-1997	V8-5.8L	351	SOLD IN MEXICO; MODULE; FI	USEP2059MN	
RANGER XL 2WD					
2012	L4-2.3L	140	SOLD IN MEXICO; MFI DOHC		USEP2293
2013	L4-2.5L	152	SOLD IN MEXICO; FI SOHC		USEP2293



FUEL PUMP APPLICATION GUIDE

USMW
Professional Series

Model Years	Engine Liters	Cubic Inches	Application Description	Fuel Pump Assembly	Fuel Pump Kit
RANGER XLT 2WD					
2012	L4-2.3L	140	SOLD IN MEXICO; MFI DOHC		USEP2293
2013	L4-2.5L	152	SOLD IN MEXICO; FI SOHC		USEP2293
WINDSTAR					
1994	V6-3.8L	232	SOLD IN MEXICO; FI		USEP2044
FREIGHTLINER					
SPRINTER 2500					
2002-2003	L5-2.7L	165			USEP8023
2004-2006	L5-2.7L	165			USEP8023
2007-2008	V6-3.0L	182	DIESEL; EXM Desig.; Turbocharged		USEP8023
2007-2008	V6-3.5L	215	EG2 Desig.		USEP8023
SPRINTER 3500					
2002-2003	L5-2.7L	165			USEP8023
2004-2006	L5-2.7L	165			USEP8023
2007-2008	V6-3.0L	182	DIESEL; EXM Desig.; Turbocharged		USEP8023
2007-2008	V6-3.5L	215	EG2 Desig.		USEP8023
GEO					
METRO					
1989	L3-1.0L	61	LSi		USEP8076
1989	L3-1.0L	61	XFI		USEP8076
1990	L3-1.0L	61	LSi		USEP8076
1990	L3-1.0L	61	XFI		USEP8076
1990	L3-1.0L	61			USEP8076
1991	L3-1.0L	61	LSi		USEP8076
1991	L3-1.0L	61	XFI		USEP8076
1991	L3-1.0L	61			USEP8076
1992-1993	L3-1.0L	61			USEP8076
1992-1994	L3-1.0L	61			USEP8076
1993-1994	L3-1.0L	61	LSi		USEP8076
1996	L3-1.0L	61	LSi		USEP8229
1996	L3-1.0L	61			USEP8229
1997	L3-1.0L	61			USEP8229
1995	L4-1.3L	79			USEP8076
1996	L4-1.3L	79	LSi		USEP8229
1997	L4-1.3L	79	LSi		USEP8229
PRIZM					
1989	L4-1.6L	98			USEP8023
1990	L4-1.6L	97	4AFE Desig.		USEP8023
1990-1992	L4-1.6L	97	4AGE Desig.; GSi		USEP8119
1991	L4-1.6L	97	4AFE Desig.		USEP8119
1991-1992	L4-1.6L	97	4AFE Desig.; LSi		USEP8119
1993-1997	L4-1.6L	98	LSi		USEP8213
1993-1997	L4-1.6L	98			USEP8213
1993-1997	L4-1.8L	110	LSi		USEP8213
STORM					
1990-1991	L4-1.6L	98	2+2 GSi	USEP8275H	USEP8229
1990-1993	L4-1.6L	98	2+2	USEP8275H	USEP8229
1990-1993	L4-1.6L	98		USEP8275H	USEP8229
1992-1993	L4-1.8L	110	2+2 GSi	USEP8275H	USEP8229
TRACKER					
1989-1997	L4-1.6L	98		USEP3975H	USEP8229
1995	L4-1.6L	97	Sold in Mexico; 2 inch pump diameter		USEP3222
1996	L4-1.6L	98	Softtop	USEP3975H	USEP8229
GMC					
C1500					
1988-1993	V6-4.3L	262	Sierra	USEP3621S	USEP3902
1988-1993	V6-4.3L	262	Sierra SLX	USEP3621S	USEP3902
1988-1995	V6-4.3L	262	Sierra SLE	USEP3621S	USEP3902
1990-1991	V6-4.3L	262			USEP3567
1994-1995	V6-4.3L	262	Sierra SL	USEP3621S	USEP3902
1994-1995	V6-4.3L	262	Sierra SLT	USEP3621S	USEP3902
1994-1995	V6-4.3L	262	Sierra Special	USEP3621S	USEP3902
1996	V6-4.3L	262	Sierra SL	USEP3622S	USEP3270
1996	V6-4.3L	262	Sierra SLE	USEP3622S	USEP3270
1996	V6-4.3L	262	Sierra SLT	USEP3622S	USEP3270
1996	V6-4.3L	262	Sierra Special	USEP3622S	USEP3270

Model Years	Engine Liters	Cubic Inches	Application Description	Fuel Pump Assembly	Fuel Pump Kit
1997	V6-4.3L	262	Exc.Radio Frequency Interference Filter (Module Stamped GAV); 1.5" Pump		USEP3240R
1997	V6-4.3L	262	Radio Frequency Interference Filter (Module Stamped GDJ,GFK); 1.5" Pump		USEP3240R
1997	V6-4.3L	262	Exc.Radio Frequency Interference Filter (Module Stamped GAV); 1.75" pump		USEP3947
1997	V6-4.3L	262	Radio Frequency Interference Filter (Module Stamped GDJ,GFK); 1.75" pump		USEP3947
1997	V6-4.3L	262	Exc.Radio Frequency Interference Filter (Module Stamped GAV)	USEP3947M	
1997	V6-4.3L	262	Radio Frequency Interference Filter (Module Stamped GDJ,GFK)	USEP3947M	
1998	V6-4.3L	262	Exc.Radio Frequency Interference Filter (Module Stamped GAV); 1.5" Pump		USEP3240R
1998	V6-4.3L	262	Radio Frequency Interference Filter (Module Stamped GDJ,GFK); 1.5" Pump		USEP3240R
1998	V6-4.3L	262	Exc.Radio Frequency Interference Filter (Module Stamped GAV); 1.75" pump		USEP3947
1998	V6-4.3L	262	Radio Frequency Interference Filter (Module Stamped GDJ,GFK); 1.75" pump		USEP3947
1998	V6-4.3L	262	Exc.Radio Frequency Interference Filter (Module Stamped GAV)	USEP3947M	
1998	V6-4.3L	262	Radio Frequency Interference Filter (Module Stamped GDJ,GFK)	USEP3947M	
1988-1993	V8-5.0L	305	Sierra	USEP3621S	USEP3902
1988-1993	V8-5.0L	305	Sierra SLX	USEP3621S	USEP3902
1988-1995	V8-5.0L	305	Sierra SLE	USEP3621S	USEP3902
1990-1991	V8-5.0L	305			USEP3567
1994-1995	V8-5.0L	305	Sierra SL	USEP3621S	USEP3902
1994-1995	V8-5.0L	305	Sierra SLT	USEP3621S	USEP3902
1994-1995	V8-5.0L	305	Sierra Special	USEP3621S	USEP3902
1996-1997	V8-5.0L	305	Sierra SL	USEP3622S	USEP3270
1996-1997	V8-5.0L	305	Sierra SLE	USEP3622S	USEP3270
1996-1997	V8-5.0L	305	Sierra SLT	USEP3622S	USEP3270
1996-1997	V8-5.0L	305	Sierra Special	USEP3622S	USEP3270
1997	V8-5.0L	305	Sierra GT	USEP3622S	USEP3270
1998-1999	V8-5.0L	305	Exc.Radio Frequency Interference Filter (Module Stamped GAV); 1.5" Pump		USEP3240R
1998-1999	V8-5.0L	305	Radio Frequency Interference Filter (Module Stamped GDJ,GFK); 1.5" Pump		USEP3240R
1998-1999	V8-5.0L	305	Exc.Radio Frequency Interference Filter (Module Stamped GAV); 1.75" pump		USEP3947
1998-1999	V8-5.0L	305	Radio Frequency Interference Filter (Module Stamped GDJ,GFK); 1.75" pump		USEP3947
1998-1999	V8-5.0L	305	Exc.Radio Frequency Interference Filter (Module Stamped GAV)	USEP3947M	
1998-1999	V8-5.0L	305	Radio Frequency Interference Filter (Module Stamped GDJ,GFK)	USEP3947M	
1988-1993	V8-5.7L	350	Sierra	USEP3621S	USEP3902
1988-1993	V8-5.7L	350	Sierra SLX	USEP3621S	USEP3902
1988-1995	V8-5.7L	350	Sierra SLE	USEP3621S	USEP3902
1990-1991	V8-5.7L	350			USEP3567
1994-1995	V8-5.7L	350	Sierra SL	USEP3621S	USEP3902
1994-1995	V8-5.7L	350	Sierra SLT	USEP3621S	USEP3902
1994-1995	V8-5.7L	350	Sierra Special	USEP3621S	USEP3902
1996-1997	V8-5.7L	350	Sierra SL	USEP3622S	USEP3270
1996-1997	V8-5.7L	350	Sierra SLE	USEP3622S	USEP3270
1996-1997	V8-5.7L	350	Sierra SLT	USEP3622S	USEP3270
1996-1997	V8-5.7L	350	Sierra Special	USEP3622S	USEP3270
1997	V8-5.7L	350	Sierra GT	USEP3622S	USEP3270
1998-1999	V8-5.7L	350	Exc.Radio Frequency Interference Filter (Module Stamped GAV); 1.5" Pump		USEP3240R
1998-1999	V8-5.7L	350	Radio Frequency Interference Filter (Module Stamped GDJ,GFK); 1.5" Pump		USEP3240R
1998-1999	V8-5.7L	350	Exc.Radio Frequency Interference Filter (Module Stamped GAV); 1.75" pump		USEP3947
1998-1999	V8-5.7L	350	Radio Frequency Interference Filter (Module Stamped GDJ,GFK); 1.75" pump		USEP3947
1998-1999	V8-5.7L	350	Exc.Radio Frequency Interference Filter (Module Stamped GAV)	USEP3947M	
1998-1999	V8-5.7L	350	Radio Frequency Interference Filter (Module Stamped GDJ,GFK)	USEP3947M	
1988-1993	V8-6.2L	379	DIESEL; External Pump		USEP3158
1994	V8-6.5L	395	DIESEL; Sierra SLT; External Pump		USEP3309
1994	V8-6.5L	395	DIESEL; Sierra Special; External Pump		USEP3309
1994-1996	V8-6.5L	395	DIESEL; Sierra SLT; Turbocharged; External Pump		USEP3309
1994-1996	V8-6.5L	395	DIESEL; Sierra Special; Turbocharged; External Pump		USEP3309
1997	V8-6.5L	395	DIESEL; Turbocharged; External Pump		USEP3309
C1500 SUBURBAN					
1996-1997	V8-5.7L	350			USEP3270
1998-1999	V8-5.7L	350		USEP3967M	USEP3240R
1998-1999	V8-5.7L	350	1.5" Pump		USEP3240R
1995-1998	V8-6.5L	395	DIESEL; Turbocharged; External Pump		USEP3309
1999	V8-6.5L	395	DIESEL; Turbocharged; External Pump		USEP3540
C2500					
1988-1993	V6-4.3L	262	Sierra	USEP3621S	USEP3902
1988-1993	V6-4.3L	262	Sierra SLX	USEP3621S	USEP3902
1988-1995	V6-4.3L	262	Sierra SLE	USEP3621S	USEP3902
1994-1995	V6-4.3L	262	Sierra SL	USEP3621S	USEP3902
1988-1993	V8-5.0L	305	Sierra	USEP3621S	USEP3902
1988-1993	V8-5.0L	305	Sierra SLX	USEP3621S	USEP3902
1988-1995	V8-5.0L	305	Sierra SLE	USEP3621S	USEP3902
1994-1995	V8-5.0L	305	Sierra SL	USEP3621S	USEP3902



FUEL PUMP APPLICATION GUIDE

USMW
Professional Series

Model Years	Engine Liters	Cubic Inches	Application Description	Fuel Pump Assembly	Fuel Pump Kit
1994-1995	V8-5.0L	305	Sierra SLT	USEP3621S	USEP3902
1996-1997	V8-5.0L	305	Sierra SL	USEP3622S	USEP3270
1996-1997	V8-5.0L	305	Sierra SLE	USEP3622S	USEP3270
1996-1997	V8-5.0L	305	Sierra SLT	USEP3622S	USEP3270
1998	V8-5.0L	305	Exc.Radio Frequency Interference Filter (Module Stamped GFT); 1.5" Pump		USEP3240R
1998	V8-5.0L	305	Radio Frequency Interference Filter (Module Stamped GDJ,GFK); 1.5" Pump		USEP3240R
1998	V8-5.0L	305	Exc.Radio Frequency Interference Filter (Module Stamped GFT); 1.75" pump		USEP3947
1998	V8-5.0L	305	Radio Frequency Interference Filter (Module Stamped GDJ,GFK); 1.75" pump		USEP3947
1998	V8-5.0L	305	Exc.Radio Frequency Interference Filter (Module Stamped GFT)	USEP3947M	
1998	V8-5.0L	305	Radio Frequency Interference Filter (Module Stamped GDJ,GFK)	USEP3947M	
1988-1993	V8-5.7L	350	Sierra	USEP3621S	USEP3902
1988-1993	V8-5.7L	350	Sierra SLX	USEP3621S	USEP3902
1988-1995	V8-5.7L	350	Sierra SLE	USEP3621S	USEP3902
1994-1995	V8-5.7L	350	Sierra SL	USEP3621S	USEP3902
1994-1995	V8-5.7L	350	Sierra SLT	USEP3621S	USEP3902
1996-1997	V8-5.7L	350	Sierra SL	USEP3622S	USEP3270
1996-1997	V8-5.7L	350	Sierra SLE	USEP3622S	USEP3270
1996-1997	V8-5.7L	350	Sierra SLT	USEP3622S	USEP3270
1998-1999	V8-5.7L	350	Exc.Radio Frequency Interference Filter (Module Stamped GAV); 1.5" Pump		USEP3240R
1998-1999	V8-5.7L	350	Radio Frequency Interference Filter (Module Stamped GDJ,GFK); 1.5" Pump		USEP3240R
1998-1999	V8-5.7L	350	Exc.Radio Frequency Interference Filter (Module Stamped GAV); 1.75" pump		USEP3947
1998-1999	V8-5.7L	350	Radio Frequency Interference Filter (Module Stamped GDJ,GFK); 1.75" pump		USEP3947
1998-1999	V8-5.7L	350	Exc.Radio Frequency Interference Filter (Module Stamped GAV)	USEP3947M	
1998-1999	V8-5.7L	350	Radio Frequency Interference Filter (Module Stamped GDJ,GFK)	USEP3947M	
1998-1999	V8-5.7L	350	Exc.Radio Frequency Interference Filter (Module Stamped GFT)	USEP3962M	
2000	V8-5.7L	350	Calif (Exc.Radio Frequency Interference Filter); 1.5" Pump		USEP3240R
2000	V8-5.7L	350	Radio Frequency Interference Filter; 1.5" Pump		USEP3240R
2000	V8-5.7L	350	Calif (Exc.Radio Frequency Interference Filter); 1.75" pump		USEP3947
2000	V8-5.7L	350	Radio Frequency Interference Filter; 1.75" pump		USEP3947
2000	V8-5.7L	350	Calif (Exc.Radio Frequency Interference Filter)	USEP3947M	
2000	V8-5.7L	350	Radio Frequency Interference Filter	USEP3947M	
2000	V8-5.7L	350	Exc.Calif (Exc.Radio Frequency Interference Filter)	USEP3962M	
1988-1991	V8-6.2L	379	DIESEL; External Pump		USEP3158
1989-1991	V8-6.2L	379	DIESEL; External Pump		USEP3158
1992-1993	V8-6.2L	379	DIESEL; External Pump		USEP3158
1992-1993	V8-6.5L	395	DIESEL; Turbocharged; External Pump		USEP3158
1994	V8-6.5L	395	DIESEL; External Pump		USEP3309
1995	V8-6.5L	395	DIESEL; Sierra SLE; Turbocharged; External Pump		USEP3309
1995	V8-6.5L	395	DIESEL; Sierra SLT; Turbocharged; External Pump		USEP3309
1996-1998	V8-6.5L	395	DIESEL; Turbocharged; External Pump		USEP3309
1999-2000	V8-6.5L	395	DIESEL; Turbocharged; External Pump		USEP3540
1991-1993	V8-7.4L	454	Sierra	USEP3621S	USEP3902
1991-1993	V8-7.4L	454	Sierra SLE	USEP3621S	USEP3902
1991-1993	V8-7.4L	454	Sierra SLX	USEP3621S	USEP3902
1994-1995	V8-7.4L	454	Sierra SLE		USEP3212
1994-1995	V8-7.4L	454	Sierra SLT		USEP3212
1996-1997	V8-7.4L	454	Sierra SL	USEP3622S	USEP3270
1996-1997	V8-7.4L	454	Sierra SLE	USEP3622S	USEP3270
1996-1997	V8-7.4L	454	Sierra SLT	USEP3622S	USEP3270
1998-1999	V8-7.4L	454	Exc.Radio Frequency Interference Filter (Module Stamped GAV); 1.5" Pump		USEP3240R
1998-1999	V8-7.4L	454	Radio Frequency Interference Filter (Module Stamped GDJ,GFK); 1.5" Pump		USEP3240R
1998-1999	V8-7.4L	454	Exc.Radio Frequency Interference Filter (Module Stamped GAV); 1.75" pump		USEP3947
1998-1999	V8-7.4L	454	Radio Frequency Interference Filter (Module Stamped GDJ,GFK); 1.75" pump		USEP3947
1998-1999	V8-7.4L	454	Exc.Radio Frequency Interference Filter (Module Stamped GAV)	USEP3947M	
1998-1999	V8-7.4L	454	Radio Frequency Interference Filter (Module Stamped GDJ,GFK)	USEP3947M	
1998-1999	V8-7.4L	454	Exc.Radio Frequency Interference Filter (Module Stamped GFT)	USEP3962M	
2000	V8-7.4L	454	Calif (Exc.Radio Frequency Interference Filter); 1.5" Pump		USEP3240R
2000	V8-7.4L	454	Radio Frequency Interference Filter; 1.5" Pump		USEP3240R
2000	V8-7.4L	454	Calif (Exc.Radio Frequency Interference Filter); 1.75" pump		USEP3947
2000	V8-7.4L	454	Radio Frequency Interference Filter; 1.75" pump		USEP3947
2000	V8-7.4L	454	Calif (Exc.Radio Frequency Interference Filter)	USEP3947M	
2000	V8-7.4L	454	Radio Frequency Interference Filter	USEP3947M	
2000	V8-7.4L	454	Exc.Calif (Exc.Radio Frequency Interference Filter)	USEP3962M	
C2500 SUBURBAN					
1992-1993	V8-5.7L	350			USEP3902
1994-1995	V8-5.7L	350			USEP3902
1996-1997	V8-5.7L	350			USEP3270
1998-1999	V8-5.7L	350	Calif	USEP3967M	USEP3240R
1998-1999	V8-5.7L	350	Calif; 1.5" Pump		USEP3240R

Model Years	Engine Liters	Cubic Inches	Application Description	Fuel Pump Assembly	Fuel Pump Kit
1998-1999	V8-5.7L	350	Exc.Calif	USEP3994M	
1994-1998	V8-6.5L	395	DIESEL; Turbocharged; External Pump		USEP3309
1999	V8-6.5L	395	DIESEL; Turbocharged; External Pump		USEP3540
1992-1993	V8-7.4L	454			USEP3902
1994-1995	V8-7.4L	454			USEP3212
1996-1997	V8-7.4L	454			USEP3270
1998-1999	V8-7.4L	454	Calif	USEP3967M	USEP3240R
1998-1999	V8-7.4L	454	Calif; 1.5" Pump		USEP3240R
1998-1999	V8-7.4L	454	Exc.Calif	USEP3994M	
C3500					
1988-1993	V8-5.7L	350	Sierra	USEP3621S	USEP3902
1988-1993	V8-5.7L	350	Sierra SLX	USEP3621S	USEP3902
1988-1995	V8-5.7L	350	Sierra SLE	USEP3621S	USEP3902
1994-1995	V8-5.7L	350	Sierra SL	USEP3621S	USEP3902
1994-1995	V8-5.7L	350	Sierra SLT	USEP3621S	USEP3902
1996-1997	V8-5.7L	350	Sierra SL	USEP3622S	USEP3270
1996-1997	V8-5.7L	350	Sierra SLE	USEP3622S	USEP3270
1996-1997	V8-5.7L	350	Sierra SLT	USEP3622S	USEP3270
1998-1999	V8-5.7L	350	Exc.Radio Frequency Interference Filter (Module Stamped GAV); 1.5" Pump		USEP3240R
1998-1999	V8-5.7L	350	Radio Frequency Interference Filter (Module Stamped GDJ,GFK); 1.5" Pump		USEP3240R
1998-1999	V8-5.7L	350	Exc.Radio Frequency Interference Filter (Module Stamped GAV); 1.75" pump		USEP3947
1998-1999	V8-5.7L	350	Radio Frequency Interference Filter (Module Stamped GDJ,GFK); 1.75" pump		USEP3947
1998-1999	V8-5.7L	350	Exc.Radio Frequency Interference Filter (Module Stamped GAV)	USEP3947M	
1998-1999	V8-5.7L	350	Radio Frequency Interference Filter (Module Stamped GDJ,GFK)	USEP3947M	
1998-1999	V8-5.7L	350	Exc.Radio Frequency Interference Filter (Module Stamped GFT)	USEP3962M	
2000	V8-5.7L	350	Crew Cab Pickup; (Calif); 1.5" Pump		USEP3240R
2000	V8-5.7L	350	Extended Cab Pickup; (Calif); 1.5" Pump		USEP3240R
2000	V8-5.7L	350	Standard Cab Pickup; (Calif); 1.5" Pump		USEP3240R
2000	V8-5.7L	350	Crew Cab Pickup; (Calif); 1.75" pump		USEP3947
2000	V8-5.7L	350	Extended Cab Pickup; (Calif); 1.75" pump		USEP3947
2000	V8-5.7L	350	Standard Cab Pickup; (Calif); 1.75" pump		USEP3947
2000	V8-5.7L	350	Crew Cab Pickup; (Calif)	USEP3947M	
2000	V8-5.7L	350	Extended Cab Pickup; (Calif)	USEP3947M	
2000	V8-5.7L	350	Standard Cab Pickup; (Calif)	USEP3947M	
2000	V8-5.7L	350	Cab & Chassis; (Exc.Calif)	USEP3956M	
2000	V8-5.7L	350	Cab & Chassis; (Calif)	USEP3957M	
2000	V8-5.7L	350	Crew Cab Pickup; (Exc.Calif)	USEP3962M	
2000	V8-5.7L	350	Extended Cab Pickup; (Exc.Calif)	USEP3962M	
2000	V8-5.7L	350	Standard Cab Pickup; (Exc.Calif)	USEP3962M	
1988-1991	V8-6.2L	379	DIESEL; External Pump		USEP3158
1992-1993	V8-6.2L	379	DIESEL; External Pump		USEP3158
1992-1993	V8-6.5L	395	DIESEL; Turbocharged; External Pump		USEP3158
1994-1995	V8-6.5L	395	DIESEL; Sierra SLE; Turbocharged; External Pump		USEP3309
1994-1995	V8-6.5L	395	DIESEL; Sierra SLT; Turbocharged; External Pump		USEP3309
1996-1998	V8-6.5L	395	DIESEL; Turbocharged; External Pump		USEP3309
1998	V8-6.5L	395	DIESEL; Turbocharged; External Pump		USEP3309
1999-2000	V8-6.5L	395	DIESEL; Turbocharged; External Pump		USEP3540
1988-1993	V8-7.4L	454	Sierra	USEP3621S	USEP3902
1988-1993	V8-7.4L	454	Sierra SLE	USEP3621S	USEP3902
1988-1993	V8-7.4L	454	Sierra SLX	USEP3621S	USEP3902
1995	V8-7.4L	454			USEP3212
1996-1997	V8-7.4L	454	Sierra SL	USEP3622S	USEP3270
1996-1997	V8-7.4L	454	Sierra SLE	USEP3622S	USEP3270
1996-1997	V8-7.4L	454	Sierra SLT	USEP3622S	USEP3270
1998	V8-7.4L	454	Exc.Radio Frequency Interference Filter (Module Stamped GAV); 1.5" Pump		USEP3240R
1998	V8-7.4L	454	Radio Frequency Interference Filter (Module Stamped GDJ,GFK); 1.5" Pump		USEP3240R
1998	V8-7.4L	454	Exc.Radio Frequency Interference Filter (Module Stamped GAV); 1.75" pump		USEP3947
1998	V8-7.4L	454	Radio Frequency Interference Filter (Module Stamped GDJ,GFK); 1.75" pump		USEP3947
1998	V8-7.4L	454	Exc.Radio Frequency Interference Filter (Module Stamped GAV)	USEP3947M	
1998	V8-7.4L	454	Radio Frequency Interference Filter (Module Stamped GDJ,GFK)	USEP3947M	
1998	V8-7.4L	454	Exc.Radio Frequency Interference Filter (Module Stamped GFT)	USEP3962M	
1999	V8-7.4L	454	Calif; 1.5" Pump		USEP3240R
1999	V8-7.4L	454	Calif; 1.75" pump		USEP3947
1999	V8-7.4L	454	Calif	USEP3947M	
1999	V8-7.4L	454	Exc.Calif (Radio Frequency Interference Filter)	USEP3956M	
1999	V8-7.4L	454	Exc.Calif (Exc.Radio Frequency Interference Filter)	USEP3957M	
2000	V8-7.4L	454	Crew Cab Pickup; (Calif); 1.5" Pump		USEP3240R
2000	V8-7.4L	454	Extended Cab Pickup; (Calif); 1.5" Pump		USEP3240R
2000	V8-7.4L	454	Standard Cab Pickup; (Calif); 1.5" Pump		USEP3240R

APPLICATIONS



FUEL PUMP APPLICATION GUIDE

USMW
Professional Series

Model Years	Engine Liters	Cubic Inches	Application Description	Fuel Pump Assembly	Fuel Pump Kit
2000	V8-7.4L	454	Crew Cab Pickup; (Calif); 1.75" pump		USEP3947
2000	V8-7.4L	454	Extended Cab Pickup; (Calif); 1.75" pump		USEP3947
2000	V8-7.4L	454	Standard Cab Pickup; (Calif); 1.75" pump		USEP3947
2000	V8-7.4L	454	Crew Cab Pickup; (Calif)	USEP3947M	
2000	V8-7.4L	454	Extended Cab Pickup; (Calif)	USEP3947M	
2000	V8-7.4L	454	Standard Cab Pickup; (Calif)	USEP3947M	
2000	V8-7.4L	454	Cab & Chassis; (Exc.Calif)	USEP3956M	
2000	V8-7.4L	454	Cab & Chassis; (Calif)	USEP3957M	
2000	V8-7.4L	454	Crew Cab Pickup; (Exc.Calif)	USEP3962M	
2000	V8-7.4L	454	Extended Cab Pickup; (Exc.Calif)	USEP3962M	
2000	V8-7.4L	454	Standard Cab Pickup; (Exc.Calif)	USEP3962M	
CABALLERO					
1985-1987	V6-4.3L	262	FI		USEP3902
CANYON					
2004	L4-2.8L	169	SLE	USEP3614M	
2004-2005	L4-2.8L	169		USEP3614M	
2006	L4-2.8L	169	SL	USEP3688M	
2006	L4-2.8L	169	SLE	USEP3688M	
2006	L4-2.8L	169		USEP3688M	
2007-2008	L4-2.9L	178	SL	USEP3688M	
2007-2008	L4-2.9L	178	SLE	USEP3688M	
2007-2008	L4-2.9L	178		USEP3688M	
2008	L4-2.9L	178	SLT	USEP3688M	
2004	L5-3.5L	211	SLE	USEP3614M	
2004-2005	L5-3.5L	211		USEP3614M	
2006	L5-3.5L	211	SLE	USEP3688M	
2006	L5-3.5L	211	SLT	USEP3688M	
2006	L5-3.5L	211		USEP3688M	
2007-2008	L5-3.7L	223	SLE	USEP3688M	
2007-2008	L5-3.7L	223	SLT	USEP3688M	
2007-2008	L5-3.7L	223		USEP3688M	
ENVOY					
2002	L6-4.2L	256	SLT	USEP3549M	
2003-2004	L6-4.2L	256	SLT	USEP3549M	
2005-2009	L6-4.2L	256	SLE	USEP3707M	
2005-2009	L6-4.2L	256	SLT	USEP3707M	
2005	V8-5.3L	323	Denali	USEP3707M	
2006-2009	V8-5.3L	325	Denali	USEP3707M	
G1500					
1987-1993	V6-4.3L	262	Rally STX		USEP3902
1987-1995	V6-4.3L	262			USEP3902
1987-1995	V8-5.0L	305	Rally STX		USEP3902
1987-1995	V8-5.0L	305			USEP3902
1987-1993	V8-5.7L	350	Rally STX		USEP3902
G2500					
1987-1995	V6-4.3L	262	Rally STX		USEP3902
1987-1995	V6-4.3L	262			USEP3902
1987-1995	V8-5.0L	305			USEP3902
1988-1995	V8-5.0L	305	Rally STX		USEP3902
1987-1995	V8-5.7L	350	Rally STX		USEP3902
1987-1995	V8-5.7L	350			USEP3902
1988	V8-6.2L	379	DIESEL; External Pump		USEP3158
1988	V8-6.2L	379	DIESEL; Rally STX; External Pump		USEP3158
G3500					
1987-1988	V6-4.3L	262	FI		USEP3902
1989-1991	V6-4.3L	262			USEP3902
1992-1995	V6-4.3L	262			USEP3902
1987-1988	V8-5.7L	350	FI		USEP3902
1987-1988	V8-5.7L	350	FI; Magnavan		USEP3902
1987-1988	V8-5.7L	350	FI; Rally STX		USEP3902
1989-1991	V8-5.7L	350			USEP3902
1989-1993	V8-5.7L	350	Rally STX		USEP3902
1989-1995	V8-5.7L	350	Magnavan		USEP3902
1992-1995	V8-5.7L	350			USEP3902
1996	V8-5.7L	350	Magnavan		USEP3268
1996	V8-5.7L	350	Rally STX		USEP3268
1996	V8-5.7L	350			USEP3268
1988	V8-6.2L	379	DIESEL; FI; External Pump		USEP3158
1988	V8-6.2L	379	DIESEL; FI; Magnavan; External Pump		USEP3158

Model Years	Engine Liters	Cubic Inches	Application Description	Fuel Pump Assembly	Fuel Pump Kit
1988	V8-6.2L	379	DIESEL; FI; Rally STX; External Pump		USEP3158
1988	V8-7.4L	454	FI; Magnavan		USEP3902
1989-1991	V8-7.4L	454			USEP3902
1989-1993	V8-7.4L	454	Rally STX		USEP3902
1992-1993	V8-7.4L	454			USEP3902
1994-1996	V8-7.4L	454	Magnavan		USEP3212
1994-1996	V8-7.4L	454	Rally STX		USEP3212
1994-1996	V8-7.4L	454			USEP3212
1996	V8-7.4L	454			USEP3212
JIMMY					
1992-1994	V6-4.3L	262	Electronic; FI; Front	USEP3625S	USEP3270
1992-1994	V6-4.3L	262	Electronic; FI; Front; SLE	USEP3625S	USEP3270
1992-1994	V6-4.3L	262	Electronic; FI; Front; SLT	USEP3625S	USEP3270
1992-1994	V6-4.3L	262	MFI		USEP3270
1992-1994	V6-4.3L	262	TBI		USEP3902
1993-1994	V6-4.3L	262	Electronic; FI; Front; SLS	USEP3625S	USEP3270
1995	V6-4.3L	262			USEP3270
1996	V6-4.3L	262	4 Dr.	USEP3925M	USEP3240R
1996	V6-4.3L	262	4 Dr.; 1.5" Pump		USEP3240R
1996	V6-4.3L	262	2 Dr.	USEP3929M	
1997	V6-4.3L	262	4 Dr.	USEP3953M	USEP3240R
1997	V6-4.3L	262	4 Dr.; 1.5" Pump		USEP3240R
1997	V6-4.3L	262	2 Dr.; 1.5" Pump		USEP3240R
1997-2002	V6-4.3L	262	2 Dr.	USEP3954M	
1998	V6-4.3L	262	4 Dr.; SLT; (Exc.18 Gallon Fuel Tank)	USEP3953M	USEP3240R
1998	V6-4.3L	262	Envoy; Exc.18 Gallon Fuel Tank	USEP3953M	USEP3240R
1998	V6-4.3L	262	4 Dr.; SLT; (18 Gallon Fuel Tank)	USEP3992M	USEP3240R
1998	V6-4.3L	262	Envoy; 18 Gallon Fuel Tank	USEP3992M	USEP3240R
1998	V6-4.3L	262	4 Dr.; SLT; (18 Gallon Fuel Tank); 1.5" Pump		USEP3240R
1998	V6-4.3L	262	4 Dr.; SLT; (Exc.18 Gallon Fuel Tank); 1.5" Pump		USEP3240R
1998	V6-4.3L	262	Envoy; 18 Gallon Fuel Tank; 1.5" Pump		USEP3240R
1998	V6-4.3L	262	Envoy; Exc.18 Gallon Fuel Tank; 1.5" Pump		USEP3240R
1999-2000	V6-4.3L	262	Envoy	USEP3992M	USEP3240R
1999-2000	V6-4.3L	262	Envoy; 1.5" Pump		USEP3240R
1999-2001	V6-4.3L	262	4 Dr.; SLT	USEP3992M	USEP3240R
1999-2001	V6-4.3L	262	4 Dr.; SLT; 1.5" Pump		USEP3240R
1987	V8-5.0L	305			USEP3902
1987-1991	V8-5.7L	350			USEP3902
1988-1990	V8-5.7L	350	Sierra Classic	USEP3633S	USEP3902
1988-1991	V8-5.7L	350		USEP3633S	USEP3902
K1500					
1988-1993	V6-4.3L	262	Sierra	USEP3621S	USEP3902
1988-1993	V6-4.3L	262	Sierra SLX	USEP3621S	USEP3902
1988-1995	V6-4.3L	262	Sierra SLE	USEP3621S	USEP3902
1990-1991	V6-4.3L	262			USEP3567
1993	V6-4.3L	262	Sierra SLX		USEP3902
1993	V6-4.3L	262	Sierra Sport		USEP3902
1994-1995	V6-4.3L	262	Sierra SL	USEP3621S	USEP3902
1994-1995	V6-4.3L	262	Sierra SLT	USEP3621S	USEP3902
1994-1995	V6-4.3L	262	Sierra Special	USEP3621S	USEP3902
1995	V6-4.3L	262	Sierra SLS	USEP3621S	USEP3902
1996	V6-4.3L	262	Sierra SL	USEP3622S	USEP3270
1996	V6-4.3L	262	Sierra SLE	USEP3622S	USEP3270
1996	V6-4.3L	262	Sierra SLT	USEP3622S	USEP3270
1996	V6-4.3L	262	Sierra Special	USEP3622S	USEP3270
1997-1998	V6-4.3L	262	Sierra SLT; Exc.Radio Frequency Interference Filter (Module Stamped GAV); 1.5" Pump		USEP3240R
1997-1998	V6-4.3L	262	Sierra SLT; Radio Frequency Interference Filter (Module Stamped GDJ,GFK); 1.5" Pump		USEP3240R
1997-1998	V6-4.3L	262	Sierra Special; Exc.Radio Frequency Interference Filter (Module Stamped GAV); 1.5" Pump		USEP3240R
1997-1998	V6-4.3L	262	Sierra Special; Radio Frequency Interference Filter (Module Stamped GDJ,GFK); 1.5" Pump		USEP3240R
1997-1998	V6-4.3L	262	Sierra SLT; Exc.Radio Frequency Interference Filter (Module Stamped GAV); 1.75" pump		USEP3947
1997-1998	V6-4.3L	262	Sierra SLT; Radio Frequency Interference Filter (Module Stamped GDJ,GFK); 1.75" pump		USEP3947
1997-1998	V6-4.3L	262	Sierra Special; Exc.Radio Frequency Interference Filter (Module Stamped GAV); 1.75" pump		USEP3947
1997-1998	V6-4.3L	262	Sierra Special; Radio Frequency Interference Filter (Module Stamped GDJ,GFK); 1.75" pump		USEP3947
1997-1998	V6-4.3L	262	Sierra SLT; Exc.Radio Frequency Interference Filter (Module Stamped GAV)	USEP3947M	
1997-1998	V6-4.3L	262	Sierra SLT; Radio Frequency Interference Filter (Module Stamped GDJ,GFK)	USEP3947M	
1997-1998	V6-4.3L	262	Sierra Special; Exc.Radio Frequency Interference Filter (Module Stamped GAV)	USEP3947M	
1997-1998	V6-4.3L	262	Sierra Special; Radio Frequency Interference Filter (Module Stamped GDJ,GFK)	USEP3947M	
1988-1993	V8-5.0L	305	Sierra	USEP3621S	USEP3902
1988-1993	V8-5.0L	305	Sierra SLX	USEP3621S	USEP3902

APPLICATIONS



FUEL PUMP APPLICATION GUIDE

USMW
Professional Series

Model Years	Engine Liters	Cubic Inches	Application Description	Fuel Pump Assembly	Fuel Pump Kit
1988-1995	V8-5.0L	305	Sierra SLE	USEP3621S	USEP3902
1990-1991	V8-5.0L	305			USEP3567
1993	V8-5.0L	305	Sierra SLX		USEP3902
1993	V8-5.0L	305	Sierra Sport		USEP3902
1994-1995	V8-5.0L	305	Sierra SL	USEP3621S	USEP3902
1994-1995	V8-5.0L	305	Sierra SLT	USEP3621S	USEP3902
1994-1995	V8-5.0L	305	Sierra Special	USEP3621S	USEP3902
1995	V8-5.0L	305	Sierra SLS	USEP3621S	USEP3902
1996-1997	V8-5.0L	305	Sierra SL	USEP3622S	USEP3270
1996-1997	V8-5.0L	305	Sierra SLE	USEP3622S	USEP3270
1996-1997	V8-5.0L	305	Sierra SLT	USEP3622S	USEP3270
1996-1997	V8-5.0L	305	Sierra Special	USEP3622S	USEP3270
1998	V8-5.0L	305	Sierra SLT; Exc.Radio Frequency Interference Filter (Module Stamped GAV); 1.5" Pump		USEP3240R
1998	V8-5.0L	305	Sierra SLT; Radio Frequency Interference Filter (Module Stamped GDJ,GFK); 1.5" Pump		USEP3240R
1998	V8-5.0L	305	Sierra Special; Exc.Radio Frequency Interference Filter (Module Stamped GAV); 1.5" Pump		USEP3240R
1998	V8-5.0L	305	Sierra Special; Radio Frequency Interference Filter (Module Stamped GDJ,GFK); 1.5" Pump		USEP3240R
1998	V8-5.0L	305	Sierra SLT; Exc.Radio Frequency Interference Filter (Module Stamped GAV); 1.75" pump		USEP3947
1998	V8-5.0L	305	Sierra SLT; Radio Frequency Interference Filter (Module Stamped GDJ,GFK); 1.75" pump		USEP3947
1998	V8-5.0L	305	Sierra Special; Exc.Radio Frequency Interference Filter (Module Stamped GAV); 1.75" pump		USEP3947
1998	V8-5.0L	305	Sierra Special; Radio Frequency Interference Filter (Module Stamped GDJ,GFK); 1.75" pump		USEP3947
1998	V8-5.0L	305	Sierra SLT; Exc.Radio Frequency Interference Filter (Module Stamped GAV)	USEP3947M	
1998	V8-5.0L	305	Sierra SLT; Radio Frequency Interference Filter (Module Stamped GDJ,GFK)	USEP3947M	
1998	V8-5.0L	305	Sierra Special; Exc.Radio Frequency Interference Filter (Module Stamped GAV)	USEP3947M	
1998	V8-5.0L	305	Sierra Special; Radio Frequency Interference Filter (Module Stamped GDJ,GFK)	USEP3947M	
1999	V8-5.0L	305	Exc.Radio Frequency Interference Filter (Module Stamped GAV); 1.5" Pump		USEP3240R
1999	V8-5.0L	305	Radio Frequency Interference Filter (Module Stamped GDJ,GFK); 1.5" Pump		USEP3240R
1999	V8-5.0L	305	Exc.Radio Frequency Interference Filter (Module Stamped GAV); 1.75" pump		USEP3947
1999	V8-5.0L	305	Radio Frequency Interference Filter (Module Stamped GDJ,GFK); 1.75" pump		USEP3947
1999	V8-5.0L	305	Exc.Radio Frequency Interference Filter (Module Stamped GAV)	USEP3947M	
1999	V8-5.0L	305	Radio Frequency Interference Filter (Module Stamped GDJ,GFK)	USEP3947M	
1988-1993	V8-5.7L	350	Sierra	USEP3621S	USEP3902
1988-1993	V8-5.7L	350	Sierra SLX	USEP3621S	USEP3902
1988-1995	V8-5.7L	350	Sierra SLE	USEP3621S	USEP3902
1990-1991	V8-5.7L	350			USEP3567
1993	V8-5.7L	350	Sierra SLX		USEP3902
1993	V8-5.7L	350	Sierra Sport		USEP3902
1994-1995	V8-5.7L	350	Sierra SL	USEP3621S	USEP3902
1994-1995	V8-5.7L	350	Sierra SLT	USEP3621S	USEP3902
1994-1995	V8-5.7L	350	Sierra Special	USEP3621S	USEP3902
1995	V8-5.7L	350	Sierra SLS	USEP3621S	USEP3902
1996-1997	V8-5.7L	350	Sierra SL	USEP3622S	USEP3270
1996-1997	V8-5.7L	350	Sierra SLE	USEP3622S	USEP3270
1996-1997	V8-5.7L	350	Sierra SLT	USEP3622S	USEP3270
1996-1997	V8-5.7L	350	Sierra Special	USEP3622S	USEP3270
1998	V8-5.7L	350	Sierra SLT; Exc.Radio Frequency Interference Filter (Module Stamped GAV); 1.5" Pump		USEP3240R
1998	V8-5.7L	350	Sierra SLT; Radio Frequency Interference Filter (Module Stamped GDJ,GFK); 1.5" Pump		USEP3240R
1998	V8-5.7L	350	Sierra Special; Exc.Radio Frequency Interference Filter (Module Stamped GAV); 1.5" Pump		USEP3240R
1998	V8-5.7L	350	Sierra Special; Radio Frequency Interference Filter (Module Stamped GDJ,GFK); 1.5" Pump		USEP3240R
1998	V8-5.7L	350	Sierra SLT; Exc.Radio Frequency Interference Filter (Module Stamped GAV); 1.75" pump		USEP3947
1998	V8-5.7L	350	Sierra SLT; Radio Frequency Interference Filter (Module Stamped GDJ,GFK); 1.75" pump		USEP3947
1998	V8-5.7L	350	Sierra Special; Exc.Radio Frequency Interference Filter (Module Stamped GAV); 1.75" pump		USEP3947
1998	V8-5.7L	350	Sierra Special; Radio Frequency Interference Filter (Module Stamped GDJ,GFK); 1.75" pump		USEP3947
1998	V8-5.7L	350	Sierra SLT; Exc.Radio Frequency Interference Filter (Module Stamped GAV)	USEP3947M	
1998	V8-5.7L	350	Sierra SLT; Radio Frequency Interference Filter (Module Stamped GDJ,GFK)	USEP3947M	
1998	V8-5.7L	350	Sierra Special; Exc.Radio Frequency Interference Filter (Module Stamped GAV)	USEP3947M	
1998	V8-5.7L	350	Sierra Special; Radio Frequency Interference Filter (Module Stamped GDJ,GFK)	USEP3947M	
1999	V8-5.7L	350	Exc.Radio Frequency Interference Filter (Module Stamped GAV); 1.5" Pump		USEP3240R
1999	V8-5.7L	350	Radio Frequency Interference Filter (Module Stamped GDJ,GFK); 1.5" Pump		USEP3240R
1999	V8-5.7L	350	Exc.Radio Frequency Interference Filter (Module Stamped GAV); 1.75" pump		USEP3947
1999	V8-5.7L	350	Radio Frequency Interference Filter (Module Stamped GDJ,GFK); 1.75" pump		USEP3947
1999	V8-5.7L	350	Exc.Radio Frequency Interference Filter (Module Stamped GAV)	USEP3947M	
1999	V8-5.7L	350	Radio Frequency Interference Filter (Module Stamped GDJ,GFK)	USEP3947M	
1988-1993	V8-6.2L	379	DIESEL; External Pump		USEP3158
1994	V8-6.5L	395	DIESEL; Sierra SLT; External Pump		USEP3309
1994	V8-6.5L	395	DIESEL; Sierra Special; External Pump		USEP3309
1994-1995	V8-6.5L	395	DIESEL; Sierra SLT; Turbocharged; External Pump		USEP3309
1994-1995	V8-6.5L	395	DIESEL; Sierra Special; Turbocharged; External Pump		USEP3309
1996	V8-6.5L	395	DIESEL; Turbocharged; External Pump		USEP3309
1997	V8-6.5L	395	DIESEL; Sierra SLT; Turbocharged; External Pump		USEP3309

Model Years	Engine Liters	Cubic Inches	Application Description	Fuel Pump Assembly	Fuel Pump Kit
K1500 SUBURBAN					
1996-1997	V8-5.7L	350			USEP3270
1998-1999	V8-5.7L	350		USEP3967M	USEP3240R
1998-1999	V8-5.7L	350	1.5" Pump		USEP3240R
1995-1998	V8-6.5L	395	DIESEL; Turbocharged; External Pump		USEP3309
1999	V8-6.5L	395	DIESEL; Turbocharged; External Pump		USEP3540
K2500					
1988-1993	V6-4.3L	262	Sierra	USEP3621S	USEP3902
1988-1993	V6-4.3L	262	Sierra SLX	USEP3621S	USEP3902
1988-1995	V6-4.3L	262	Sierra SLE	USEP3621S	USEP3902
1990-1991	V6-4.3L	262			USEP3567
1994-1995	V6-4.3L	262	Sierra SL	USEP3621S	USEP3902
1988-1993	V8-5.0L	305	Sierra	USEP3621S	USEP3902
1988-1993	V8-5.0L	305	Sierra SLX	USEP3621S	USEP3902
1988-1995	V8-5.0L	305	Sierra SLE	USEP3621S	USEP3902
1990-1991	V8-5.0L	305			USEP3567
1994-1995	V8-5.0L	305	Sierra SLT	USEP3621S	USEP3902
1994-1995	V8-5.0L	305	Sierra SL	USEP3621S	USEP3902
1998	V8-5.0L	305	Exc.Radio Frequency Interference Filter (Module Stamped GAV); 1.5" Pump		USEP3240R
1998	V8-5.0L	305	Radio Frequency Interference Filter (Module Stamped GDJ,GFK); 1.5" Pump		USEP3240R
1998	V8-5.0L	305	Exc.Radio Frequency Interference Filter (Module Stamped GAV); 1.75" pump		USEP3947
1998	V8-5.0L	305	Radio Frequency Interference Filter (Module Stamped GDJ,GFK); 1.75" pump		USEP3947
1998	V8-5.0L	305	Exc.Radio Frequency Interference Filter (Module Stamped GAV)	USEP3947M	
1998	V8-5.0L	305	Radio Frequency Interference Filter (Module Stamped GDJ,GFK)	USEP3947M	
1988-1993	V8-5.7L	350	Sierra	USEP3621S	USEP3902
1988-1993	V8-5.7L	350	Sierra SLX	USEP3621S	USEP3902
1988-1995	V8-5.7L	350	Sierra SLE	USEP3621S	USEP3902
1990-1991	V8-5.7L	350			USEP3567
1994-1995	V8-5.7L	350	Sierra SLT	USEP3621S	USEP3902
1994-1995	V8-5.7L	350	Sierra SL	USEP3621S	USEP3902
1996-1997	V8-5.7L	350	Sierra SL	USEP3622S	USEP3270
1996-1997	V8-5.7L	350	Sierra SLE	USEP3622S	USEP3270
1996-1997	V8-5.7L	350	Sierra SLT	USEP3622S	USEP3270
1998-1999	V8-5.7L	350	Exc.Radio Frequency Interference Filter (Module Stamped GAV); 1.5" Pump		USEP3240R
1998-1999	V8-5.7L	350	Radio Frequency Interference Filter (Module Stamped GDJ,GFK); 1.5" Pump		USEP3240R
1998-1999	V8-5.7L	350	Exc.Radio Frequency Interference Filter (Module Stamped GAV); 1.75" pump		USEP3947
1998-1999	V8-5.7L	350	Radio Frequency Interference Filter (Module Stamped GDJ,GFK); 1.75" pump		USEP3947
1998-1999	V8-5.7L	350	Exc.Radio Frequency Interference Filter (Module Stamped GAV)	USEP3947M	
1998-1999	V8-5.7L	350	Radio Frequency Interference Filter (Module Stamped GDJ,GFK)	USEP3947M	
1998-1999	V8-5.7L	350	Exc.Radio Frequency Interference Filter (Module Stamped GFT)	USEP3962M	
2000	V8-5.7L	350	Calif (Exc.Radio Frequency Interference Filter); 1.5" Pump		USEP3240R
2000	V8-5.7L	350	Radio Frequency Interference Filter; 1.5" Pump		USEP3240R
2000	V8-5.7L	350	Calif (Exc.Radio Frequency Interference Filter); 1.75" pump		USEP3947
2000	V8-5.7L	350	Radio Frequency Interference Filter; 1.75" pump		USEP3947
2000	V8-5.7L	350	Calif (Exc.Radio Frequency Interference Filter)	USEP3947M	
2000	V8-5.7L	350	Radio Frequency Interference Filter	USEP3947M	
2000	V8-5.7L	350	Exc.Calif (Exc.Radio Frequency Interference Filter)	USEP3962M	
1988-1991	V8-6.2L	379	DIESEL; External Pump		USEP3158
1989-1991	V8-6.2L	379	DIESEL; External Pump		USEP3158
1992-1993	V8-6.2L	379	DIESEL; External Pump		USEP3158
1992-1993	V8-6.5L	395	DIESEL; Turbocharged; External Pump		USEP3158
1994	V8-6.5L	395	DIESEL; Sierra SLE; External Pump		USEP3309
1994	V8-6.5L	395	DIESEL; Sierra SLE; Turbocharged; External Pump		USEP3309
1994	V8-6.5L	395	DIESEL; Sierra SLT; External Pump		USEP3309
1994	V8-6.5L	395	DIESEL; Sierra SLT; Turbocharged; External Pump		USEP3309
1995-1998	V8-6.5L	395	DIESEL; Turbocharged; External Pump		USEP3309
1999-2000	V8-6.5L	395	DIESEL; Turbocharged; External Pump		USEP3540
1991	V8-7.4L	454			USEP3902
1991-1993	V8-7.4L	454	Sierra	USEP3621S	USEP3902
1991-1993	V8-7.4L	454	Sierra SLE	USEP3621S	USEP3902
1991-1993	V8-7.4L	454	Sierra SLX	USEP3621S	USEP3902
1994-1995	V8-7.4L	454	Sierra SLE		USEP3212
1994-1995	V8-7.4L	454	Sierra SLT		USEP3212
1996-1997	V8-7.4L	454	Sierra SL	USEP3622S	USEP3270
1996-1997	V8-7.4L	454	Sierra SLE	USEP3622S	USEP3270
1996-1997	V8-7.4L	454	Sierra SLT	USEP3622S	USEP3270
1998-1999	V8-7.4L	454	Exc.Radio Frequency Interference Filter (Module Stamped GAV); 1.5" Pump		USEP3240R
1998-1999	V8-7.4L	454	Radio Frequency Interference Filter (Module Stamped GDJ,GFK); 1.5" Pump		USEP3240R
1998-1999	V8-7.4L	454	Exc.Radio Frequency Interference Filter (Module Stamped GAV); 1.75" pump		USEP3947



FUEL PUMP APPLICATION GUIDE

USMW
Professional Series

Model Years	Engine Liters	Cubic Inches	Application Description	Fuel Pump Assembly	Fuel Pump Kit
1998-1999	V8-7.4L	454	Radio Frequency Interference Filter (Module Stamped GDJ,GFK); 1.75" pump		USEP3947
1998-1999	V8-7.4L	454	Exc.Radio Frequency Interference Filter (Module Stamped GAV)	USEP3947M	
1998-1999	V8-7.4L	454	Radio Frequency Interference Filter (Module Stamped GDJ,GFK)	USEP3947M	
1998-1999	V8-7.4L	454	Exc.Radio Frequency Interference Filter (Module Stamped GFT)	USEP3962M	
2000	V8-7.4L	454	Calif (Exc.Radio Frequency Interference Filter); 1.5" Pump		USEP3240R
2000	V8-7.4L	454	Radio Frequency Interference Filter; 1.5" Pump		USEP3240R
2000	V8-7.4L	454	Calif (Exc.Radio Frequency Interference Filter); 1.75" pump		USEP3947
2000	V8-7.4L	454	Radio Frequency Interference Filter; 1.75" pump		USEP3947
2000	V8-7.4L	454	Calif (Exc.Radio Frequency Interference Filter)	USEP3947M	
2000	V8-7.4L	454	Radio Frequency Interference Filter	USEP3947M	
2000	V8-7.4L	454	Exc.Calif (Exc.Radio Frequency Interference Filter)	USEP3962M	
K2500 SUBURBAN					
1996-1997	V8-5.7L	350			USEP3270
1998-1999	V8-5.7L	350	Calif	USEP3967M	USEP3240R
1998-1999	V8-5.7L	350	Calif; 1.5" Pump		USEP3240R
1998-1999	V8-5.7L	350	Exc.Calif	USEP3994M	
1994-1998	V8-6.5L	395	DIESEL; Turbocharged; External Pump		USEP3309
1999	V8-6.5L	395	DIESEL; Turbocharged; External Pump		USEP3540
1994-1995	V8-7.4L	454			USEP3212
1996-1997	V8-7.4L	454			USEP3270
1998-1999	V8-7.4L	454	Calif	USEP3967M	USEP3240R
1998-1999	V8-7.4L	454	Calif; 1.5" Pump		USEP3240R
1998-1999	V8-7.4L	454	Exc.Calif	USEP3994M	
K3500					
1988-1993	V8-5.7L	350	Sierra	USEP3621S	USEP3902
1988-1993	V8-5.7L	350	Sierra SLX	USEP3621S	USEP3902
1988-1995	V8-5.7L	350	Sierra SLE	USEP3621S	USEP3902
1994-1995	V8-5.7L	350	Sierra SL	USEP3621S	USEP3902
1994-1995	V8-5.7L	350	Sierra SLT	USEP3621S	USEP3902
1996-1997	V8-5.7L	350	Sierra SL	USEP3622S	USEP3270
1996-1997	V8-5.7L	350	Sierra SLE	USEP3622S	USEP3270
1996-1997	V8-5.7L	350	Sierra SLT	USEP3622S	USEP3270
1998-1999	V8-5.7L	350	Exc.Radio Frequency Interference Filter (Module Stamped GAV); 1.5" Pump		USEP3240R
1998-1999	V8-5.7L	350	Radio Frequency Interference Filter (Module Stamped GDJ,GFK); 1.5" Pump		USEP3240R
1998-1999	V8-5.7L	350	Exc.Radio Frequency Interference Filter (Module Stamped GAV); 1.75" pump		USEP3947
1998-1999	V8-5.7L	350	Radio Frequency Interference Filter (Module Stamped GDJ,GFK); 1.75" pump		USEP3947
1998-1999	V8-5.7L	350	Exc.Radio Frequency Interference Filter (Module Stamped GAV)	USEP3947M	
1998-1999	V8-5.7L	350	Radio Frequency Interference Filter (Module Stamped GDJ,GFK)	USEP3947M	
1998-1999	V8-5.7L	350	Exc.Radio Frequency Interference Filter (Module Stamped GFR)	USEP3957M	
1998-1999	V8-5.7L	350	Radio Frequency Interference Filter (Module Stamped GFS)	USEP3957M	
1998-1999	V8-5.7L	350	Exc.Radio Frequency Interference Filter (Module Stamped GFT)	USEP3962M	
2000	V8-5.7L	350	Crew Cab Pickup; (Calif); 1.5" Pump		USEP3240R
2000	V8-5.7L	350	Extended Cab Pickup; (Calif); 1.5" Pump		USEP3240R
2000	V8-5.7L	350	Standard Cab Pickup; (Calif); 1.5" Pump		USEP3240R
2000	V8-5.7L	350	Crew Cab Pickup; (Calif); 1.75" pump		USEP3947
2000	V8-5.7L	350	Extended Cab Pickup; (Calif); 1.75" pump		USEP3947
2000	V8-5.7L	350	Standard Cab Pickup; (Calif); 1.75" pump		USEP3947
2000	V8-5.7L	350	Crew Cab Pickup; (Calif)	USEP3947M	
2000	V8-5.7L	350	Extended Cab Pickup; (Calif)	USEP3947M	
2000	V8-5.7L	350	Standard Cab Pickup; (Calif)	USEP3947M	
2000	V8-5.7L	350	Cab & Chassis; (Exc.Calif)	USEP3956M	
2000	V8-5.7L	350	Cab & Chassis; (Calif)	USEP3957M	
2000	V8-5.7L	350	Crew Cab Pickup; (Exc.Calif)	USEP3962M	
2000	V8-5.7L	350	Extended Cab Pickup; (Exc.Calif)	USEP3962M	
2000	V8-5.7L	350	Standard Cab Pickup; (Exc.Calif)	USEP3962M	
1988-1991	V8-6.2L	379	DIESEL; External Pump		USEP3158
1992-1993	V8-6.2L	379	DIESEL; External Pump		USEP3158
1992-1993	V8-6.5L	395	DIESEL; Turbocharged; External Pump		USEP3158
1994	V8-6.5L	395	DIESEL; Sierra SLE; Turbocharged; External Pump		USEP3309
1994	V8-6.5L	395	DIESEL; Sierra SLT; Turbocharged; External Pump		USEP3309
1995-1998	V8-6.5L	395	DIESEL; Turbocharged; External Pump		USEP3309
1999-2000	V8-6.5L	395	DIESEL; Turbocharged; External Pump		USEP3540
1988-1993	V8-7.4L	454	Sierra	USEP3621S	USEP3902
1988-1993	V8-7.4L	454	Sierra SLE	USEP3621S	USEP3902
1988-1993	V8-7.4L	454	Sierra SLX	USEP3621S	USEP3902
1994	V8-7.4L	454			USEP3212
1995	V8-7.4L	454	Sierra SLE		USEP3212
1995	V8-7.4L	454	Sierra SLT		USEP3212
1996-1997	V8-7.4L	454	Sierra SL	USEP3622S	USEP3270

Model Years	Engine Liters	Cubic Inches	Application Description	Fuel Pump Assembly	Fuel Pump Kit
1996-1997	V8-7.4L	454	Sierra SLE	USEP3622S	USEP3270
1996-1997	V8-7.4L	454	Sierra SLT	USEP3622S	USEP3270
1998-1999	V8-7.4L	454	Exc.Radio Frequency Interference Filter (Module Stamped GAV); 1.5" Pump		USEP3240R
1998-1999	V8-7.4L	454	Radio Frequency Interference Filter (Module Stamped GDJ,GFK); 1.5" Pump		USEP3240R
1998-1999	V8-7.4L	454	Exc.Radio Frequency Interference Filter (Module Stamped GAV); 1.75" pump		USEP3947
1998-1999	V8-7.4L	454	Radio Frequency Interference Filter (Module Stamped GDJ,GFK); 1.75" pump		USEP3947
1998-1999	V8-7.4L	454	Exc.Radio Frequency Interference Filter (Module Stamped GAV)	USEP3947M	
1998-1999	V8-7.4L	454	Radio Frequency Interference Filter (Module Stamped GDJ,GFK)	USEP3947M	
1998-1999	V8-7.4L	454	Radio Frequency Interference Filter (Module Stamped GFP)	USEP3956M	
1998-1999	V8-7.4L	454	Exc.Radio Frequency Interference Filter (Module Stamped GFR)	USEP3957M	
1998-1999	V8-7.4L	454	Radio Frequency Interference Filter (Module Stamped GFS)	USEP3957M	
1998-1999	V8-7.4L	454	Exc.Radio Frequency Interference Filter (Module Stamped GFT)	USEP3962M	
2000	V8-7.4L	454	Crew Cab Pickup; (Calif); 1.5" Pump		USEP3240R
2000	V8-7.4L	454	Extended Cab Pickup; (Calif); 1.5" Pump		USEP3240R
2000	V8-7.4L	454	Standard Cab Pickup; (Calif); 1.5" Pump		USEP3240R
2000	V8-7.4L	454	Crew Cab Pickup; (Calif); 1.75" pump		USEP3947
2000	V8-7.4L	454	Extended Cab Pickup; (Calif); 1.75" pump		USEP3947
2000	V8-7.4L	454	Standard Cab Pickup; (Calif); 1.75" pump		USEP3947
2000	V8-7.4L	454	Crew Cab Pickup; (Calif)	USEP3947M	
2000	V8-7.4L	454	Extended Cab Pickup; (Calif)	USEP3947M	
2000	V8-7.4L	454	Standard Cab Pickup; (Calif)	USEP3947M	
2000	V8-7.4L	454	Cab & Chassis; (Exc.Calif)	USEP3956M	
2000	V8-7.4L	454	Cab & Chassis; (Calif)	USEP3957M	
2000	V8-7.4L	454	Crew Cab Pickup; (Exc.Calif)	USEP3962M	
2000	V8-7.4L	454	Extended Cab Pickup; (Exc.Calif)	USEP3962M	
2000	V8-7.4L	454	Standard Cab Pickup; (Exc.Calif)	USEP3962M	
P2500					
1988	V8-5.7L	350			USEP3902
1989	V8-5.7L	350	FI		USEP3902
1988	V8-6.2L	379	DIESEL; External Pump		USEP3158
P3500					
1990-1991	V6-4.3L	262			USEP3268
1992-1995	V6-4.3L	262			USEP3268
1996	V6-4.3L	262			USEP3270
1997	V6-4.3L	262			USEP3270
1998-1999	V6-4.3L	262		USEP3968M	USEP3240R
1987-1988	V8-5.7L	350	FI		USEP3268
1989	V8-5.7L	350	FI		USEP3268
1990-1991	V8-5.7L	350			USEP3268
1992-1996	V8-5.7L	350			USEP3268
1996	V8-5.7L	350			USEP3270
1997	V8-5.7L	350			USEP3270
1998-1999	V8-5.7L	350	Exc.School Bus (Calif)	USEP3965M	USEP3240R
1998-1999	V8-5.7L	350	Exc.School Bus (Exc.Calif)	USEP3968M	USEP3240R
1998-1999	V8-5.7L	350	Exc.School Bus (Calif); 1.5" Pump		USEP3240R
1998-1999	V8-5.7L	350	Exc.School Bus (Exc.Calif); 1.5" Pump		USEP3240R
1998-1999	V8-5.7L	350	School Bus	USEP3969M	
1988	V8-6.2L	379	DIESEL; FI; External Pump		USEP3158
1994-1996	V8-6.5L	395	DIESEL; External Pump		USEP3309
1997-1998	V8-6.5L	395	DIESEL; Turbocharged; External Pump		USEP3309
1999	V8-6.5L	395	DIESEL; External Pump		USEP3540
1999	V8-6.5L	395	DIESEL; Turbocharged; External Pump		USEP3540
1990-1991	V8-7.4L	454			USEP3268
1992-1993	V8-7.4L	454			USEP3268
1994-1995	V8-7.4L	454			USEP3212
1996	V8-7.4L	454	L19 Desig.		USEP3270
1996	V8-7.4L	454			USEP3270
1997	V8-7.4L	454			USEP3270
1998-1999	V8-7.4L	454	Exc.80 Gallon Fuel Tank	USEP3968M	USEP3240R
1998-1999	V8-7.4L	454	Exc.80 Gallon Fuel Tank; 1.5" Pump		USEP3240R
1998-1999	V8-7.4L	454	80 Gallon Fuel Tank	USEP3982M	
R1500					
1987	V6-4.3L	262			USEP3902
1987	V8-5.0L	305			USEP3902
1987	V8-5.7L	350			USEP3902
R1500 SUBURBAN					
1987	V8-5.0L	305			USEP3902
1987-1988	V8-5.7L	350			USEP3902
1990-1991	V8-5.7L	350			USEP3902



FUEL PUMP APPLICATION GUIDE

USMW
Professional Series

Model Years	Engine Liters	Cubic Inches	Application Description	Fuel Pump Assembly	Fuel Pump Kit
R2500					
1987	V6-4.3L	262	FI		USEP3902
1987	V8-5.0L	305	FI		USEP3902
1987-1988	V8-5.7L	350	FI		USEP3902
1989	V8-5.7L	350			USEP3902
1987-1988	V8-7.4L	454	FI		USEP3902
1989	V8-7.4L	454			USEP3902
R2500 SUBURBAN					
1987-1991	V8-5.7L	350			USEP3902
1987-1991	V8-7.4L	454			USEP3902
R3500					
1987-1989	V8-5.7L	350	FI		USEP3902
1990-1991	V8-5.7L	350			USEP3902
1988	V8-6.2L	379	DIESEL; FI; External Pump		USEP3158
1987-1989	V8-7.4L	454	FI		USEP3902
1990-1991	V8-7.4L	454			USEP3902
S15					
1985	L4-2.5L	151	FI		USEP3567
1985-1990	L4-2.5L	151	High Sierra	USEP3637S	USEP3902
1985-1990	L4-2.5L	151	Sierra Classic	USEP3637S	USEP3902
1985-1990	L4-2.5L	151		USEP3637S	USEP3902
1986	L4-2.5L	151	50 Liter Fuel Tank		USEP3902
1986	L4-2.5L	151	76 Liter Fuel Tank		USEP3902
1986-1988	L4-2.5L	151	Gypsy	USEP3637S	USEP3902
1987	L4-2.5L	151	EL	USEP3637S	USEP3902
1987-1990	L4-2.5L	151			USEP3902
1986	V6-2.8L	173	50 Liter Fuel Tank		USEP3902
1986	V6-2.8L	173	76 Liter Fuel Tank		USEP3902
1986-1988	V6-2.8L	173	Gypsy	USEP3637S	USEP3902
1986-1990	V6-2.8L	173	High Sierra	USEP3637S	USEP3902
1986-1990	V6-2.8L	173	Sierra Classic	USEP3637S	USEP3902
1986-1990	V6-2.8L	173		USEP3637S	USEP3902
1987	V6-2.8L	173	EL	USEP3637S	USEP3902
1987-1990	V6-2.8L	173			USEP3902
1988	V6-4.3L	262	Gypsy	USEP3637S	USEP3902
1988-1990	V6-4.3L	262	High Sierra	USEP3637S	USEP3902
1988-1990	V6-4.3L	262	Sierra Classic	USEP3637S	USEP3902
S15 JIMMY					
1985	L4-2.5L	151	FI		USEP3567
1985	L4-2.5L	151	High Sierra	USEP3632S	USEP3902
1985-1988	L4-2.5L	151	Gypsy	USEP3632S	USEP3902
1985-1988	L4-2.5L	151	Sierra Classic	USEP3632S	USEP3902
1985-1988	L4-2.5L	151		USEP3632S	USEP3902
1986	L4-2.5L	151	50 Liter Fuel Tank		USEP3902
1986	L4-2.5L	151	76 Liter Fuel Tank		USEP3902
1987	L4-2.5L	151	High Country	USEP3632S	USEP3902
1988	L4-2.5L	151	Timberline	USEP3632S	USEP3902
1986	V6-2.8L	173	50 Liter Fuel Tank		USEP3902
1986	V6-2.8L	173	76 Liter Fuel Tank		USEP3902
1986-1989	V6-2.8L	173	Gypsy	USEP3632S	USEP3902
1986-1989	V6-2.8L	173	Sierra Classic	USEP3632S	USEP3902
1986-1989	V6-2.8L	173		USEP3632S	USEP3902
1987	V6-2.8L	173	High Country	USEP3632S	USEP3902
1989	V6-2.8L	173	Timberline	USEP3632S	USEP3902
1988	V6-4.3L	262	Timberline	USEP3632S	USEP3902
1988,1990	V6-4.3L	262	Gypsy	USEP3632S	USEP3902
1988,1990	V6-4.3L	262	Sierra Classic	USEP3632S	USEP3902
1988-1991	V6-4.3L	262		USEP3632S	USEP3902
1991	V6-4.3L	262	SLE	USEP3632S	USEP3902
1991	V6-4.3L	262	SLS	USEP3632S	USEP3902
1991	V6-4.3L	262	SLT	USEP3632S	USEP3902
1991	V6-4.3L	262			USEP3902
SAFARI					
1985	L4-2.5L	151	FI		USEP3567
1986-1990	L4-2.5L	151			USEP3902
1986-1994	V6-4.3L	262			USEP3902
1990-1991	V6-4.3L	262			USEP3902

Model Years	Engine Liters	Cubic Inches	Application Description	Fuel Pump Assembly	Fuel Pump Kit
1992-1994	V6-4.3L	262			USEP3270
1992-1995	V6-4.3L	262		USEP3650S	USEP3270
1993	V6-4.3L	262	GT	USEP3650S	USEP3270
1993	V6-4.3L	262	SLT		USEP3270
1995	V6-4.3L	262	SL	USEP3650S	USEP3270
1995-1996	V6-4.3L	262			USEP3270
1997-1999	V6-4.3L	262		USEP3940M	USEP3240R
1997-1999	V6-4.3L	262	1.5" Pump		USEP3240R
2000-2005	V6-4.3L	262		USEP3506M	
SAVANA 1500					
1996	V6-4.3L	262		USEP3927M	
1997	V6-4.3L	262	Exc.Fitting for Fuel Line	USEP3966M	USEP3240R
1997	V6-4.3L	262	Exc.Fitting for Fuel Line; 1.5" Pump		USEP3240R
1998-2002	V6-4.3L	262	Exc.Fitting for Fuel Line	USEP3971M	USEP3240R
2003	V6-4.3L	262		USEP3584M	
2004	V6-4.3L	262		USEP3588M	
2005	V6-4.3L	262		USEP12006M	
2006	V6-4.3L	262	LS	USEP12006M	
2006	V6-4.3L	262	LT	USEP12006M	
2006	V6-4.3L	262		USEP12006M	
2007-2008	V6-4.3L	262		USEP12006M	
1996	V8-5.0L	305		USEP3927M	
1997	V8-5.0L	305	Exc.Fitting for Fuel Line	USEP3966M	USEP3240R
1997	V8-5.0L	305	Exc.Fitting for Fuel Line; 1.5" Pump		USEP3240R
1998-2002	V8-5.0L	305	Exc.Fitting for Fuel Line	USEP3971M	USEP3240R
2003	V8-5.3L	323		USEP3584M	
2004-2005	V8-5.3L	323		USEP12006M	
2006	V8-5.3L	325	LS	USEP12006M	
2006	V8-5.3L	325	LT	USEP12006M	
2006	V8-5.3L	325		USEP12006M	
2007	V8-5.3L	325	FLEX; L59 Desig.	USEP12006M	
2007	V8-5.3L	325	FLEX; L59 Desig.; LS	USEP12006M	
2007	V8-5.3L	325	FLEX; L59 Desig.; LT	USEP12006M	
2007	V8-5.3L	325	LS	USEP12006M	
2007	V8-5.3L	325	LT	USEP12006M	
2007	V8-5.3L	325		USEP12006M	
1996	V8-5.7L	350	31 Gallon Fuel Tank	USEP3927M	
1996	V8-5.7L	350	55 Gallon Fuel Tank	USEP3928M	
1997	V8-5.7L	350	Exc.Fitting for Fuel Line	USEP3966M	USEP3240R
1997	V8-5.7L	350	Exc.Fitting for Fuel Line; 1.5" Pump		USEP3240R
1998-2002	V8-5.7L	350	Exc.Fitting for Fuel Line	USEP3971M	USEP3240R
SAVANA 2500					
1996	V6-4.3L	262		USEP3927M	
1997-1998	V6-4.3L	262	Exc.Fitting for Fuel Line	USEP3966M	USEP3240R
1997-1998	V6-4.3L	262	Exc.Fitting for Fuel Line; 1.5" Pump		USEP3240R
1999-2002	V6-4.3L	262	Exc.Fitting for Fuel Line; Exc.Calif (Over GVW 8,500 Lbs.)	USEP3966M	USEP3240R
1999-2002	V6-4.3L	262	Exc.Fitting for Fuel Line; Exc.Calif (Under GVW 8,500 Lbs.)	USEP3971M	USEP3240R
1999-2002	V6-4.3L	262	Exc.Fitting for Fuel Line; Calif	USEP3971M	USEP3240R
1999-2002	V6-4.3L	262	Fitting for Fuel Line	USEP3371M	
2003	V6-4.3L	262		USEP3584M	
2004	V6-4.3L	262		USEP3588M	
2005	V6-4.3L	262		USEP12006M	
2003	V8-4.8L	294		USEP3584M	
2004-2005	V8-4.8L	294		USEP12006M	
2006-2007	V8-4.8L	294		USEP12006M	
2008	V8-4.8L	294		USEP12006M	
1996	V8-5.0L	305		USEP3927M	
1997-1998	V8-5.0L	305	Exc.Fitting for Fuel Line	USEP3966M	USEP3240R
1997-1998	V8-5.0L	305	Exc.Fitting for Fuel Line; 1.5" Pump		USEP3240R
1999-2002	V8-5.0L	305	Exc.Fitting for Fuel Line; Exc.Calif (Over GVW 8,500 Lbs.)	USEP3966M	USEP3240R
1999-2002	V8-5.0L	305	Exc.Fitting for Fuel Line; Exc.Calif (Under GVW 8,500 Lbs.)	USEP3971M	USEP3240R
1999-2002	V8-5.0L	305	Exc.Fitting for Fuel Line; Calif	USEP3971M	USEP3240R
1999-2002	V8-5.0L	305	Fitting for Fuel Line	USEP3371M	
2003	V8-5.3L	323		USEP3584M	
2004-2005	V8-5.3L	323		USEP12006M	
1996	V8-5.7L	350	31 Gallon Fuel Tank	USEP3927M	
1996	V8-5.7L	350	55 Gallon Fuel Tank	USEP3928M	
1997	V8-5.7L	350	Exc.Fitting for Fuel Line	USEP3966M	USEP3240R
1997	V8-5.7L	350	Exc.Fitting for Fuel Line; 1.5" Pump		USEP3240R

APPLICATIONS



FUEL PUMP APPLICATION GUIDE

USMW
Professional Series

Model Years	Engine Liters	Cubic Inches	Application Description	Fuel Pump Assembly	Fuel Pump Kit
1998-2000	V8-5.7L	350	Exc.Fitting for Fuel Line; Exc.Calif (Over GVW 8,500 Lbs.)	USEP3966M	USEP3240R
1998-2000	V8-5.7L	350	Exc.Fitting for Fuel Line; Exc.Calif (Under GVW 8,500 Lbs.)	USEP3971M	USEP3240R
1998-2000	V8-5.7L	350	Exc.Fitting for Fuel Line; Calif	USEP3971M	USEP3240R
1998-2000	V8-5.7L	350	Fitting for Fuel Line	USEP3371M	
2003	V8-6.0L	364		USEP3584M	
2004-2005	V8-6.0L	364		USEP12006M	
2006-2007	V8-6.0L	364		USEP12006M	
2008	V8-6.0L	364	LT	USEP12006M	
1996-1998	V8-6.5L	395	DIESEL; Turbocharged; External Pump		USEP3309
1999-2002	V8-6.5L	395	DIESEL; L65 Desig.; Turbocharged; External Pump		USEP3540
SAVANA 3500					
2004	V8-4.8L	294		USEP12006M	
2005	V8-4.8L	294	SLE		USEP12046
2005-2006	V8-4.8L	294			USEP12046
2006	V8-4.8L	294	Standard Cargo Van	USEP12006M	
2006-2007	V8-4.8L	294	Extended Cargo Van	USEP12006M	
2006-2007	V8-4.8L	294	Cutaway Van; (Exc.55 Gallon Fuel Tank)	USEP3583M	
2008	V8-4.8L	294	Standard Cargo Van	USEP12006M	
2008	V8-4.8L	294	Cutaway Van; (Exc.55 Gallon Fuel Tank)	USEP3583M	
1997/2000	V8-5.7L	350	Cutaway Van; (55 Gallon Fuel Tank); (Exc.Fitting for Fuel Line)	USEP3966M	USEP3240R
1996	V8-5.7L	350	31 Gallon Fuel Tank	USEP3927M	
1996	V8-5.7L	350	55 Gallon Fuel Tank	USEP3928M	
1997	V8-5.7L	350	Extended Cargo Van; (Exc.Fitting for Fuel Line)	USEP3966M	USEP3240R
1997	V8-5.7L	350	Extended Passenger Van; (Exc.Fitting for Fuel Line)	USEP3966M	USEP3240R
1997	V8-5.7L	350	Standard Cargo Van; (Exc.Fitting for Fuel Line)	USEP3966M	USEP3240R
1997	V8-5.7L	350	Standard Passenger Van; (Exc.Fitting for Fuel Line)	USEP3966M	USEP3240R
1997	V8-5.7L	350	Cutaway Van; (35 Gallon Fuel Tank)	USEP3995M	
1998-1999	V8-5.7L	350	Extended Cargo Van; (Exc.Calif); (Exc.Fitting for Fuel Line)	USEP3966M	USEP3240R
1998-1999	V8-5.7L	350	Standard Passenger Van; (Exc.Calif); (Exc.Fitting for Fuel Line)	USEP3966M	USEP3240R
1998-1999	V8-5.7L	350	Cutaway Van; (Exc.Calif); (35 Gallon Fuel Tank); (Exc.Fitting for Fuel Line)		USEP3240R
1998-1999	V8-5.7L	350	Extended Passenger Van; (Exc.Calif); (Exc.Fitting for Fuel Line)		USEP3240R
1998-1999	V8-5.7L	350	Standard Cargo Van; (Exc.Calif); (Exc.Fitting for Fuel Line)		USEP3240R
1998-1999	V8-5.7L	350	Fitting for Fuel Line	USEP3371M	
1998-1999	V8-5.7L	350	Cutaway Van; (Calif); (35 Gallon Fuel Tank); (Exc.Fitting for Fuel Line)	USEP3511M	
1998-2000	V8-5.7L	350	Cutaway Van; (Calif); (55 Gallon Fuel Tank); (Exc.Fitting for Fuel Line)	USEP3971M	USEP3240R
1998-2000	V8-5.7L	350	Extended Cargo Van; (Calif); (Exc.Fitting for Fuel Line)	USEP3971M	USEP3240R
1998-2000	V8-5.7L	350	Extended Passenger Van; (Calif); (Exc.Fitting for Fuel Line)	USEP3971M	USEP3240R
1998-2000	V8-5.7L	350	Standard Cargo Van; (Calif); (Exc.Fitting for Fuel Line)	USEP3971M	USEP3240R
1998-2000	V8-5.7L	350	Standard Passenger Van; (Calif); (Exc.Fitting for Fuel Line)	USEP3971M	USEP3240R
2000	V8-5.7L	350	Cutaway Van; (Exc.Fitting for Fuel Line); (Federal) (35 Gallon Fuel Tank)	USEP3996M	USEP3240R
2000,2002	V8-5.7L	350	Extended Cargo Van; (Exc.Fitting for Fuel Line); (Federal)	USEP3966M	USEP3240R
2000,2002	V8-5.7L	350	Extended Passenger Van; (Exc.Fitting for Fuel Line); (Federal)	USEP3966M	USEP3240R
2000,2002	V8-5.7L	350	Standard Cargo Van; (Exc.Fitting for Fuel Line); (Federal)	USEP3966M	USEP3240R
2000,2002	V8-5.7L	350	Standard Passenger Van; (Exc.Fitting for Fuel Line); (Federal)	USEP3966M	USEP3240R
2002	V8-5.7L	350	Extended Cargo Van; (Calif)	USEP3971M	USEP3240R
2002	V8-5.7L	350	Extended Passenger Van; (Calif)	USEP3971M	USEP3240R
2002	V8-5.7L	350	Standard Cargo Van; (Calif)	USEP3971M	USEP3240R
2002	V8-5.7L	350	Standard Passenger Van; (Calif)	USEP3971M	USEP3240R
2002	V8-5.7L	350	Cutaway Van; (Federal) (35 Gallon Fuel Tank)	USEP3551M	
2002	V8-5.7L	350	Cutaway Van; (Calif); (35 Gallon Fuel Tank)	USEP3568M	
2003	V8-6.0L	364	Federal (Exc.55 Gallon Fuel Tank)	USEP3574M	
2003	V8-6.0L	364	Calif (Exc.55 Gallon Fuel Tank)	USEP3575M	
2003	V8-6.0L	364	Calif (55 Gallon Fuel Tank)	USEP3602M	
2003	V8-6.0L	364	Federal (55 Gallon Fuel Tank)	USEP3674M	
2004	V8-6.0L	364	Extended Passenger Van	USEP12006M	
2004-2005	V8-6.0L	364	Cutaway Van; (Calif); (Exc.55 Gallon Fuel Tank)	USEP3583M	
2004-2005	V8-6.0L	364	Cutaway Van; (Calif); (55 Gallon Fuel Tank)	USEP3681M	
2004-2005	V8-6.0L	364	Cutaway Van; (55 Gallon Fuel Tank)	USEP3682M	
2004-2005	V8-6.0L	364			USEP12046
2005	V8-6.0L	364	Extended Cargo Van	USEP12006M	
2006-2007	V8-6.0L	364	LS	USEP12006M	
2006-2007	V8-6.0L	364	Cutaway Van; (Exc.55 Gallon Fuel Tank)	USEP3583M	
2007-2008	V8-6.0L	364	LS		USEP12046
2007-2008	V8-6.0L	364	LT		USEP12046
2008	V8-6.0L	364	LS	USEP12006M	
2008	V8-6.0L	364	Cutaway Van; (Exc.55 Gallon Fuel Tank)	USEP3583M	
1996-1998	V8-6.5L	395	DIESEL; Turbocharged; External Pump		USEP3309
1999-2002	V8-6.5L	395	DIESEL; L65 Desig.; Turbocharged; External Pump		USEP3540
1996	V8-7.4L	454	31 Gallon Fuel Tank	USEP3927M	

Model Years	Engine Liters	Cubic Inches	Application Description	Fuel Pump Assembly	Fuel Pump Kit
1996	V8-7.4L	454	55 Gallon Fuel Tank	USEP3928M	
1997	V8-7.4L	454	Extended Cargo Van; (Exc.Fitting for Fuel Line)	USEP3966M	USEP3240R
1997	V8-7.4L	454	Extended Passenger Van; (Exc.Fitting for Fuel Line)	USEP3966M	USEP3240R
1997	V8-7.4L	454	Standard Cargo Van; (Exc.Fitting for Fuel Line)	USEP3966M	USEP3240R
1997	V8-7.4L	454	Standard Passenger Van; (Exc.Fitting for Fuel Line)	USEP3966M	USEP3240R
1997	V8-7.4L	454	Cutaway Van; (35 Gallon Fuel Tank)	USEP3995M	
1997,2000	V8-7.4L	454	Cutaway Van; (55 Gallon Fuel Tank); (Exc.Fitting for Fuel Line)	USEP3966M	USEP3240R
1998-1999	V8-7.4L	454	Extended Cargo Van; (Exc.Calif); (Exc.Fitting for Fuel Line)	USEP3966M	USEP3240R
1998-1999	V8-7.4L	454	Standard Passenger Van; (Exc.Calif); (Exc.Fitting for Fuel Line)	USEP3966M	USEP3240R
1998-1999	V8-7.4L	454	Cutaway Van; (Exc.Calif); (35 Gallon Fuel Tank); (Exc.Fitting for Fuel Line)		USEP3240R
1998-1999	V8-7.4L	454	Extended Passenger Van; (Exc.Calif); (Exc.Fitting for Fuel Line)		USEP3240R
1998-1999	V8-7.4L	454	Standard Cargo Van; (Exc.Calif); (Exc.Fitting for Fuel Line)		USEP3240R
1998-1999	V8-7.4L	454	Fitting for Fuel Line	USEP3371M	
1998-1999	V8-7.4L	454	Cutaway Van; (Calif); (35 Gallon Fuel Tank); (Exc.Fitting for Fuel Line)	USEP3511M	
1998-2000	V8-7.4L	454	Cutaway Van; (Calif); (55 Gallon Fuel Tank); (Exc.Fitting for Fuel Line)	USEP3971M	USEP3240R
1998-2000	V8-7.4L	454	Extended Cargo Van; (Calif); (Exc.Fitting for Fuel Line)	USEP3971M	USEP3240R
1998-2000	V8-7.4L	454	Extended Passenger Van; (Calif); (Exc.Fitting for Fuel Line)	USEP3971M	USEP3240R
1998-2000	V8-7.4L	454	Standard Cargo Van; (Calif); (Exc.Fitting for Fuel Line)	USEP3971M	USEP3240R
1998-2000	V8-7.4L	454	Standard Passenger Van; (Calif); (Exc.Fitting for Fuel Line)	USEP3971M	USEP3240R
2000	V8-7.4L	454	Extended Cargo Van; (Exc.Fitting for Fuel Line); (Federal)	USEP3966M	USEP3240R
2000	V8-7.4L	454	Extended Passenger Van; (Exc.Fitting for Fuel Line); (Federal)	USEP3966M	USEP3240R
2000	V8-7.4L	454	Standard Cargo Van; (Exc.Fitting for Fuel Line); (Federal)	USEP3966M	USEP3240R
2000	V8-7.4L	454	Standard Passenger Van; (Exc.Fitting for Fuel Line); (Federal)	USEP3966M	USEP3240R
2000	V8-7.4L	454	Cutaway Van; (Exc.Fitting for Fuel Line); (Federal) (35 Gallon Fuel Tank)	USEP3996M	USEP3240R
2001	V8-8.1L	496	Extended Cargo Van; (Exc.Fitting for Fuel Line)	USEP3966M	USEP3240R
2001	V8-8.1L	496	Extended Passenger Van; (Exc.Fitting for Fuel Line)	USEP3966M	USEP3240R
2001	V8-8.1L	496	Standard Cargo Van; (Exc.Fitting for Fuel Line)	USEP3966M	USEP3240R
2001	V8-8.1L	496	Standard Passenger Van; (Exc.Fitting for Fuel Line)	USEP3966M	USEP3240R
2001-2002	V8-8.1L	496	Cutaway Van; (Federal)	USEP3551M	
2001-2002	V8-8.1L	496	Cutaway Van; (Calif)	USEP3568M	
2002	V8-8.1L	496	Extended Cargo Van; (Exc.Fitting for Fuel Line); (Federal)	USEP3966M	USEP3240R
2002	V8-8.1L	496	Extended Passenger Van; (Exc.Fitting for Fuel Line); (Federal)	USEP3966M	USEP3240R
2002	V8-8.1L	496	Standard Cargo Van; (Exc.Fitting for Fuel Line); (Federal)	USEP3966M	USEP3240R
2002	V8-8.1L	496	Standard Passenger Van; (Exc.Fitting for Fuel Line); (Federal)	USEP3966M	USEP3240R
2002	V8-8.1L	496	Extended Cargo Van; (Calif)	USEP3971M	USEP3240R
2002	V8-8.1L	496	Extended Passenger Van; (Calif)	USEP3971M	USEP3240R
2002	V8-8.1L	496	Standard Cargo Van; (Calif)	USEP3971M	USEP3240R
2002	V8-8.1L	496	Standard Passenger Van; (Calif)	USEP3971M	USEP3240R
SIERRA 1500					
1999-2001	V6-4.3L	262	Evaporative Emissions Control	USEP3500M	USEP3500
1999-2001	V6-4.3L	262	Exc.Evaporative Emissions Control	USEP3501M	USEP3501
2002	V6-4.3L	262	Evaporative Emissions Control	USEP3500M	USEP3500
2002	V6-4.3L	262	Exc.Evaporative Emissions Control	USEP3501M	USEP3501
2002-2003	V6-4.3L	262	Exc.Evaporative Emissions Control	USEP3501M	USEP3501
2002-2004	V6-4.3L	262	Evaporative Emissions Control	USEP3500M	USEP3500
2005-2006	V6-4.3L	262		USEP3609M	USEP12046
2006	V6-4.3L	262	SL	USEP3609M	USEP12046
2007	V6-4.3L	262	Classic SL	USEP3609M	USEP12046
2007	V6-4.3L	262	Classic WT	USEP3609M	USEP12046
2008	V6-4.3L	262		USEP3732M	
1999-2001	V8-4.8L	294	Evaporative Emissions Control	USEP3500M	USEP3500
1999-2001	V8-4.8L	294	Exc.Evaporative Emissions Control	USEP3501M	USEP3501
2002-2003	V8-4.8L	294	Evaporative Emissions Control	USEP3500M	USEP3500
2002-2003	V8-4.8L	294	Exc.Evaporative Emissions Control	USEP3501M	USEP3501
2004	V8-4.8L	294		USEP3609M	USEP12046
2004	V8-4.8L	294	SLT	USEP3684M	
2004-2005	V8-4.8L	294		USEP3684M	
2004-2006	V8-4.8L	294	SLE	USEP3684M	
2004-2006	V8-4.8L	294	WT	USEP3684M	
2005-2006	V8-4.8L	294		USEP3609M	USEP12046
2006	V8-4.8L	294	SL	USEP3609M	USEP12046
2006	V8-4.8L	294	SLE	USEP3609M	USEP12046
2006	V8-4.8L	294	SL; 69" BED	USEP3684M	
2007	V8-4.8L	294	Classic SL	USEP3609M	USEP12046
2007	V8-4.8L	294	Classic SLE	USEP3609M	USEP12046
2007	V8-4.8L	294	Classic WT	USEP3609M	USEP12046
2007	V8-4.8L	294	Classic SL; 69" BED	USEP3684M	USEP12046
2007	V8-4.8L	294	Classic SLE; 69" BED	USEP3684M	USEP12046
2007	V8-4.8L	294	Classic WT; 69" BED	USEP3684M	USEP12046



FUEL PUMP APPLICATION GUIDE

USMW
Professional Series

Model Years	Engine Liters	Cubic Inches	Application Description	Fuel Pump Assembly	Fuel Pump Kit
2007	V8-4.8L	294	SLE; w/ 69.3 in. Bed	USEP3684M	USEP12046
2007	V8-4.8L	294	WT; w/ 69.3 in. Bed	USEP3684M	USEP12046
2007	V8-4.8L	294	SLE	USEP3747M	USEP12046
2007	V8-4.8L	294		USEP3747M	USEP12046
2007-2008	V8-4.8L	294	SLE		USEP12046
2007-2008	V8-4.8L	294			USEP12046
2008	V8-4.8L	294	SL	USEP3747M	USEP12046
2008	V8-4.8L	294	SLE	USEP3747M	USEP12046
2008	V8-4.8L	294		USEP3747M	USEP12046
1999-2001	V8-5.3L	323	Evaporative Emissions Control	USEP3500M	USEP3500
1999-2001	V8-5.3L	323	Exc.Evaporative Emissions Control	USEP3501M	USEP3501
2002-2003	V8-5.3L	323	Evaporative Emissions Control	USEP3500M	USEP3500
2002-2003	V8-5.3L	323	Exc.Evaporative Emissions Control	USEP3501M	USEP3501
2002-2004	V8-5.3L	323	FLEX	USEP3572M	
2004	V8-5.3L	323		USEP3609M	USEP12046
2004-2005	V8-5.3L	323	SLE; 69" BED	USEP3684M	
2004-2005	V8-5.3L	323	SLT; 69" BED	USEP3684M	
2004-2005	V8-5.3L	323	WT; 69" BED	USEP3684M	
2004-2005	V8-5.3L	323		USEP3684M	
2005	V8-5.3L	323	ELECTRIC/Hybrid	USEP3609M	USEP12046
2005	V8-5.3L	323		USEP3609M	USEP12046
2005	V8-5.3L	323	FLEX	USEP3702M	
2006	V8-5.3L	325	SL	USEP3609M	USEP12046
2006	V8-5.3L	325	ELECTRIC/Hybrid	USEP3609M	USEP12046
2006	V8-5.3L	325	SLE	USEP3609M	USEP12046
2006	V8-5.3L	325	SLT	USEP3609M	USEP12046
2006	V8-5.3L	325		USEP3609M	USEP12046
2006	V8-5.3L	325	SL; 69" BED	USEP3684M	
2006	V8-5.3L	325	FLEX; L59 Desig.	USEP3702M	
2006	V8-5.3L	325	FLEX; L59 Desig.; SL	USEP3702M	
2006	V8-5.3L	325	FLEX; L59 Desig.; SLE	USEP3702M	
2006-2007	V8-5.3L	325	SLE; 69" BED	USEP3684M	
2006-2007	V8-5.3L	325	SLT; 69" BED	USEP3684M	
2006-2007	V8-5.3L	325	WT; 69" BED	USEP3684M	
2007	V8-5.3L	325	Classic SL	USEP3609M	USEP12046
2007	V8-5.3L	325	Classic SLE	USEP3609M	USEP12046
2007	V8-5.3L	325	Classic SLT	USEP3609M	USEP12046
2007	V8-5.3L	325	Classic WT	USEP3609M	USEP12046
2007	V8-5.3L	325	Classic SL; 69" BED	USEP3684M	USEP12046
2007	V8-5.3L	325	Classic SLE; 69" BED	USEP3684M	USEP12046
2007	V8-5.3L	325	Classic SLT; 69" BED	USEP3684M	USEP12046
2007	V8-5.3L	325	Classic WT; 69" BED	USEP3684M	USEP12046
2007	V8-5.3L	325	SLE; 69" BED	USEP3684M	USEP12046
2007	V8-5.3L	325	SLT; 69" BED	USEP3684M	USEP12046
2007	V8-5.3L	325	WT; 69" BED	USEP3684M	USEP12046
2007	V8-5.3L	325	Classic SL; FLEX; L59 Desig.	USEP3702M	
2007	V8-5.3L	325	Classic SLE; FLEX; L59 Desig.	USEP3702M	
2007	V8-5.3L	325	Classic WT; FLEX; L59 Desig.	USEP3702M	
2007-2008	V8-5.3L	325	SLE		USEP12046
2007-2008	V8-5.3L	325	SLT		USEP12046
2007-2008	V8-5.3L	325	WT		USEP12046
2007-2008	V8-5.3L	325	FLEX; LC9 Desig.	USEP3732M	
2007-2008	V8-5.3L	325	FLEX; LC9 Desig.; SLE	USEP3732M	
2007-2008	V8-5.3L	325	FLEX; LC9 Desig.; SLT	USEP3732M	
2007-2008	V8-5.3L	325	FLEX; LMG Desig.	USEP3732M	
2007-2008	V8-5.3L	325	FLEX; LMG Desig.; SLE	USEP3732M	
2007-2008	V8-5.3L	325	FLEX; LMG Desig.; SLT	USEP3732M	
2004,2006	V8-6.0L	364	Denali; 69" BED	USEP3684M	
2006	V8-6.0L	364	SLE	USEP3609M	USEP12046
2006	V8-6.0L	364	SLT	USEP3609M	USEP12046
2006-2007	V8-6.0L	364	SLE; 69" BED	USEP3684M	
2006-2007	V8-6.0L	364	SLT; 69" BED	USEP3684M	
2007	V8-6.0L	364	Classic SLE	USEP3609M	USEP12046
2007	V8-6.0L	364	Classic SLT	USEP3609M	USEP12046
2007	V8-6.0L	364	Classic Denali; 69" BED	USEP3684M	USEP12046
2007	V8-6.0L	364	Classic SLE; 69" BED	USEP3684M	USEP12046
2007	V8-6.0L	364	Classic SLT; 69" BED	USEP3684M	USEP12046
2008	V8-6.0L	364	L76 Desig.; SLE	USEP3747M	USEP12046
2008	V8-6.0L	364	L76 Desig.; SLT	USEP3747M	USEP12046

Model Years	Engine Liters	Cubic Inches	Application Description	Fuel Pump Assembly	Fuel Pump Kit
SIERRA 1500 HD					
2001-2003	V8-6.0L	364	Evaporative Emissions Control	USEP3500M	USEP3500
2001-2003	V8-6.0L	364	Exc.Evaporative Emissions Control	USEP3501M	USEP3501
2005-2006	V8-6.0L	364	SLE; Evap Emissions	USEP3609M	USEP12046
2005-2006	V8-6.0L	364	SLT; Evap Emissions	USEP3609M	USEP12046
2005-2006	V8-6.0L	364	SLE; Exc.EVAP Emissions	USEP3604M	
2005-2006	V8-6.0L	364	SLT; Exc.EVAP Emissions	USEP3604M	
2007	V8-6.0L	364	Classic SLE; Evap Emissions	USEP3609M	USEP12046
2007	V8-6.0L	364	Classic SLT; Evap Emissions	USEP3609M	USEP12046
2007	V8-6.0L	364	Classic SLE; Exc.EVAP Emissions	USEP3604M	
2007	V8-6.0L	364	Classic SLT; Exc.EVAP Emissions	USEP3604M	
SIERRA 2500					
1999-2000	V8-5.3L	323	Evaporative Emissions Control	USEP3500M	USEP3500
1999-2000	V8-5.3L	323	Exc.Evaporative Emissions Control	USEP3501M	USEP3501
1999-2000	V8-6.0L	364	Evaporative Emissions Control	USEP3500M	USEP3500
1999-2000	V8-6.0L	364	Exc.Evaporative Emissions Control	USEP3501M	USEP3501
2001,2003	V8-6.0L	364	Evaporative Emissions Control	USEP3500M	USEP3500
2001,2003	V8-6.0L	364	Exc.Evaporative Emissions Control	USEP3501M	USEP3501
2002	V8-6.0L	364	BI-FUEL; Evaporative Emissions Control	USEP3500M	USEP3500
2002	V8-6.0L	364	Evaporative Emissions Control	USEP3500M	USEP3500
2002	V8-6.0L	364	BI-FUEL; Exc.Evaporative Emissions Control	USEP3501M	USEP3501
2002	V8-6.0L	364	Exc.Evaporative Emissions Control	USEP3501M	USEP3501
2004	V8-6.0L	364	w/ 78.0 in. Bed; Evaporative Emissions Control	USEP3609M	USEP12046
2004	V8-6.0L	364	w/ 96.0 in. Bed; Evaporative Emissions Control	USEP3609M	USEP12046
2004	V8-6.0L	364	w/ 78.0 in. Bed; Exc.Evaporative Emissions Control	USEP3604M	
2004	V8-6.0L	364	w/ 96.0 in. Bed; Exc.Evaporative Emissions Control	USEP3604M	
SIERRA 2500 HD					
2001-2003	V8-6.0L	364	Evaporative Emissions Control	USEP3500M	USEP3500
2001-2003	V8-6.0L	364	Exc.Evaporative Emissions Control	USEP3501M	USEP3501
2002	V8-6.0L	364	BI-FUEL; Evaporative Emissions Control	USEP3500M	USEP3500
2002	V8-6.0L	364	BI-FUEL; Exc.Evaporative Emissions Control	USEP3501M	USEP3501
2004	V8-6.0L	364	Evaporative Emissions Control	USEP3609M	USEP12046
2004	V8-6.0L	364	Exc.Evaporative Emissions Control	USEP3604M	
2005	V8-6.0L	364	EVAP Emissions	USEP3609M	USEP12046
2005	V8-6.0L	364	Exc.EVAP Emissions	USEP3604M	
2006	V8-6.0L	364	EVAP Emissions	USEP3609M	USEP12046
2006	V8-6.0L	364	SL; (EVAP Emissions)	USEP3609M	USEP12046
2006	V8-6.0L	364	SLE; (EVAP Emissions)	USEP3609M	USEP12046
2006	V8-6.0L	364	SLT; (EVAP Emissions)	USEP3609M	USEP12046
2006	V8-6.0L	364	Exc.EVAP Emissions	USEP3604M	
2006	V8-6.0L	364	SL; (Exc.EVAP Emissions)	USEP3604M	
2006	V8-6.0L	364	SLE; (Exc.EVAP Emissions)	USEP3604M	
2006	V8-6.0L	364	SLT; (Exc.EVAP Emissions)	USEP3604M	
2007	V8-6.0L	364	Classic SL; (EVAP Emissions)	USEP3609M	USEP12046
2007	V8-6.0L	364	Classic SLE; (EVAP Emissions)	USEP3609M	USEP12046
2007	V8-6.0L	364	Classic SLT; (EVAP Emissions)	USEP3609M	USEP12046
2007	V8-6.0L	364	Classic WT; (EVAP Emissions)	USEP3609M	USEP12046
2007	V8-6.0L	364	For Auxiliary Fuel Tank	USEP3587M	
2007	V8-6.0L	364	SLE; For Auxiliary Fuel Tank	USEP3587M	
2007	V8-6.0L	364	SLT; For Auxiliary Fuel Tank	USEP3587M	
2007	V8-6.0L	364	Classic SL; (Exc.EVAP Emissions)	USEP3604M	
2007	V8-6.0L	364	Classic SLE; (Exc.EVAP Emissions)	USEP3604M	
2007	V8-6.0L	364	Classic SLT; (Exc.EVAP Emissions)	USEP3604M	
2007	V8-6.0L	364	Classic WT; (Exc.EVAP Emissions)	USEP3604M	
2007	V8-6.0L	364	For Primary Fuel Tank	USEP3675M	
2007	V8-6.0L	364	SLE; For Primary Fuel Tank	USEP3675M	
2007	V8-6.0L	364	SLT; For Primary Fuel Tank	USEP3675M	
2001-2004	V8-6.6L	400	DIESEL; Turbocharged		USEP3526
2001-2004	V8-6.6L	400	DIESEL; Turbocharged; External Pump(Secondary Fuel Tank)		USEP3526
2004	V8-6.6L	403	DIESEL; Turbocharged		USEP3526
2004	V8-6.6L	403	DIESEL; Turbocharged; External Pump(Secondary Fuel Tank)		USEP3526
2005	V8-6.6L	400	DIESEL; Turbocharged	USEP3599M	
2006	V8-6.6L	400	DIESEL; LBZ Desig.; SL; Turbocharged		USEP3526
2006	V8-6.6L	400	DIESEL; LBZ Desig.; SL; Turbocharged; External Pump(Secondary Fuel Tank)		USEP3526
2006	V8-6.6L	400	DIESEL; LBZ Desig.; SLE; Turbocharged		USEP3526
2006	V8-6.6L	400	DIESEL; LBZ Desig.; SLE; Turbocharged; External Pump(Secondary Fuel Tank)		USEP3526
2006	V8-6.6L	400	DIESEL; LBZ Desig.; SLT; Turbocharged		USEP3526
2006	V8-6.6L	400	DIESEL; LBZ Desig.; SLT; Turbocharged; External Pump(Secondary Fuel Tank)		USEP3526
2006	V8-6.6L	400	DIESEL; LBZ Desig.; Turbocharged		USEP3526

APPLICATIONS



FUEL PUMP APPLICATION GUIDE

USMW
Professional Series

Model Years	Engine Liters	Cubic Inches	Application Description	Fuel Pump Assembly	Fuel Pump Kit
2006	V8-6.6L	400	DIESEL; LBZ Desig.; Turbocharged; External Pump(Secondary Fuel Tank)		USEP3526
2006	V8-6.6L	400	DIESEL; SL; Turbocharged		USEP3526
2006	V8-6.6L	400	DIESEL; SL; Turbocharged; External Pump(Secondary Fuel Tank)		USEP3526
2006	V8-6.6L	400	DIESEL; SLE; Turbocharged		USEP3526
2006	V8-6.6L	400	DIESEL; SLE; Turbocharged; External Pump(Secondary Fuel Tank)		USEP3526
2006	V8-6.6L	400	DIESEL; SLT; Turbocharged		USEP3526
2006	V8-6.6L	400	DIESEL; SLT; Turbocharged; External Pump(Secondary Fuel Tank)		USEP3526
2006	V8-6.6L	400	DIESEL; Turbocharged		USEP3526
2006	V8-6.6L	400	DIESEL; Turbocharged; External Pump(Secondary Fuel Tank)		USEP3526
2007	V8-6.6L	400	Classic SL; DIESEL; LBZ Desig.; Turbocharged		USEP3526
2007	V8-6.6L	400	Classic SL; DIESEL; LBZ Desig.; Turbocharged; External Pump		USEP3526
2007	V8-6.6L	400	Classic SLE; DIESEL; LBZ Desig.; Turbocharged		USEP3526
2007	V8-6.6L	400	Classic SLE; DIESEL; LBZ Desig.; Turbocharged; External Pump		USEP3526
2007	V8-6.6L	400	Classic SLT; DIESEL; LBZ Desig.; Turbocharged		USEP3526
2007	V8-6.6L	400	Classic SLT; DIESEL; LBZ Desig.; Turbocharged; External Pump		USEP3526
2007	V8-6.6L	400	Classic WT; DIESEL; LBZ Desig.; Turbocharged		USEP3526
2007	V8-6.6L	400	Classic WT; DIESEL; LBZ Desig.; Turbocharged; External Pump		USEP3526
2007	V8-6.6L	400	DIESEL; LMM Desig.; SLE; Turbocharged		USEP3526
2007	V8-6.6L	400	DIESEL; LMM Desig.; SLT; Turbocharged		USEP3526
2007	V8-6.6L	400	DIESEL; LMM Desig.; Turbocharged		USEP3526
2007-2008	V8-6.6L	400	DIESEL; LMM Desig.; SLE; Turbocharged; External Pump		USEP3526
2007-2008	V8-6.6L	400	DIESEL; LMM Desig.; SLT; Turbocharged; External Pump		USEP3526
2007-2008	V8-6.6L	400	DIESEL; LMM Desig.; Turbocharged; External Pump		USEP3526
2001-2003	V8-8.1L	496	Evaporative Emissions Control	USEP3500M	USEP3500
2001-2003	V8-8.1L	496	Exc.Evaporative Emissions Control	USEP3501M	USEP3501
2004-2005	V8-8.1L	496	EVAP Emissions	USEP3609M	USEP12046
2004-2005	V8-8.1L	496	Exc.EVAP Emissions	USEP3604M	
2005	V8-8.1L	496	EVAP Emissions	USEP3609M	USEP12046
2005	V8-8.1L	496	Exc.EVAP Emissions	USEP3604M	
2006	V8-8.1L	496	EVAP Emissions	USEP3609M	USEP12046
2006	V8-8.1L	496	SL; (EVAP Emissions)	USEP3609M	USEP12046
2006	V8-8.1L	496	SLE; (EVAP Emissions)	USEP3609M	USEP12046
2006	V8-8.1L	496	SLT; (EVAP Emissions)	USEP3609M	USEP12046
2006	V8-8.1L	496	Exc.EVAP Emissions	USEP3604M	
2006	V8-8.1L	496	SL; (Exc.EVAP Emissions)	USEP3604M	
2006	V8-8.1L	496	SLE; (Exc.EVAP Emissions)	USEP3604M	
2006	V8-8.1L	496	SLT; (Exc.EVAP Emissions)	USEP3604M	
2007	V8-8.1L	496	Classic SL; (EVAP Emissions)	USEP3609M	USEP12046
2007	V8-8.1L	496	Classic SLE; (EVAP Emissions)	USEP3609M	USEP12046
2007	V8-8.1L	496	Classic SLT; (EVAP Emissions)	USEP3609M	USEP12046
2007	V8-8.1L	496	Classic WT; (EVAP Emissions)	USEP3609M	USEP12046
2007	V8-8.1L	496	Classic SL; (Exc.EVAP Emissions)	USEP3604M	
2007	V8-8.1L	496	Classic SLE; (Exc.EVAP Emissions)	USEP3604M	
2007	V8-8.1L	496	Classic SLT; (Exc.EVAP Emissions)	USEP3604M	
2007	V8-8.1L	496	Classic WT; (Exc.EVAP Emissions)	USEP3604M	
SIERRA 3500					
2001	V8-6.0L	364	Exc.Commercial Chassis (Evaporative Emissions Control)	USEP3500M	USEP3500
2001	V8-6.0L	364	Exc.Commercial Chassis (Exc.Evaporative Emissions Control)	USEP3501M	USEP3501
2001-2003	V8-6.0L	364	Commercial Chassis (Calif); Primary Fuel Tank	USEP3522M	
2001-2003	V8-6.0L	364	Commercial chassis; Secondary Fuel Tank	USEP3530M	
2001-2003	V8-6.0L	364	Commercial Chassis (Federal); Primary Fuel Tank	USEP3599M	
2002-2003	V8-6.0L	364	Exc.Commercial Chassis (Calif)	USEP3500M	USEP3500
2002-2003	V8-6.0L	364	Exc.Commercial Chassis (Federal)	USEP3501M	USEP3501
2004	V8-6.0L	364	Exc.Commercial Chassis (Evaporative Emissions Control)	USEP3609M	USEP12046
2004	V8-6.0L	364	Exc.Commercial Chassis (Exc.Evaporative Emissions Control)	USEP3604M	
2004	V8-6.0L	364	Commercial chassis; Secondary Fuel Tank	USEP3616M	
2005	V8-6.0L	364	Exc.Commercial Chassis (EVAP Emissions)	USEP3609M	USEP12046
2005	V8-6.0L	364	Exc.Commercial Chassis (Exc.EVAP Emissions)	USEP3604M	
2005	V8-6.0L	364	Commercial Chassis (EVAP Emissions)	USEP3616M	
2005	V8-6.0L	364	Commercial Chassis (Exc.EVAP Emissions)	USEP3616M	
2005	V8-6.0L	364	Commercial Chassis (EVAP Emissions); Secondary Fuel Tank(Incl.Sender)	USEP3617M	
2006	V8-6.0L	364	Exc.Commercial Chassis (EVAP Emissions)	USEP3609M	USEP12046
2006	V8-6.0L	364	SL; Exc.Commercial Chassis (EVAP Emissions)	USEP3609M	USEP12046
2006	V8-6.0L	364	SLE; Exc.Commercial Chassis (EVAP Emissions)	USEP3609M	USEP12046
2006	V8-6.0L	364	SLT; Exc.Commercial Chassis (EVAP Emissions)	USEP3609M	USEP12046
2006	V8-6.0L	364	Exc.Commercial Chassis (Exc.EVAP Emissions)	USEP3604M	
2006	V8-6.0L	364	SL; Exc.Commercial Chassis (Exc.EVAP Emissions)	USEP3604M	
2006	V8-6.0L	364	SLE; Exc.Commercial Chassis (Exc.EVAP Emissions)	USEP3604M	
2006	V8-6.0L	364	SLT; Exc.Commercial Chassis (Exc.EVAP Emissions)	USEP3604M	

Model Years	Engine Liters	Cubic Inches	Application Description	Fuel Pump Assembly	Fuel Pump Kit
2006	V8-6.0L	364	Commercial Chassis (EVAP Emissions)	USEP3616M	
2006	V8-6.0L	364	Commercial Chassis (Exc.EVAP Emissions)	USEP3616M	
2006	V8-6.0L	364	SL; Commercial Chassis (EVAP Emissions)	USEP3616M	
2006	V8-6.0L	364	SL; Commercial Chassis (Exc.EVAP Emissions)	USEP3616M	
2006	V8-6.0L	364	SLE; Commercial Chassis (EVAP Emissions)	USEP3616M	
2006	V8-6.0L	364	SLE; Commercial Chassis (Exc.EVAP Emissions)	USEP3616M	
2006	V8-6.0L	364	SLT; Commercial Chassis (EVAP Emissions)	USEP3616M	
2006	V8-6.0L	364	SLT; Commercial Chassis (Exc.EVAP Emissions)	USEP3616M	
2006	V8-6.0L	364	Commercial Chassis (EVAP Emissions); Secondary Fuel Tank(Incl.Sender)	USEP3617M	
2006	V8-6.0L	364	SL; Commercial Chassis (EVAP Emissions); Secondary Fuel Tank(Incl.Sender)	USEP3617M	
2006	V8-6.0L	364	SLE; Commercial Chassis (EVAP Emissions); Secondary Fuel Tank(Incl.Sender)	USEP3617M	
2006	V8-6.0L	364	SLT; Commercial Chassis (EVAP Emissions); Secondary Fuel Tank(Incl.Sender)	USEP3617M	
2007	V8-6.0L	364	Classic SL; Exc.Commercial Chassis (EVAP Emissions)	USEP3609M	USEP12046
2007	V8-6.0L	364	Classic SLE; Exc.Commercial Chassis (EVAP Emissions)	USEP3609M	USEP12046
2007	V8-6.0L	364	Classic SLT; Exc.Commercial Chassis (EVAP Emissions)	USEP3609M	USEP12046
2007	V8-6.0L	364	Classic WT; Exc.Commercial Chassis (EVAP Emissions)	USEP3609M	USEP12046
2007	V8-6.0L	364	Classic SL; Exc.Commercial Chassis (Exc.EVAP Emissions)	USEP3604M	
2007	V8-6.0L	364	Classic SLE; Exc.Commercial Chassis (Exc.EVAP Emissions)	USEP3604M	
2007	V8-6.0L	364	Classic SLT; Exc.Commercial Chassis (Exc.EVAP Emissions)	USEP3604M	
2007	V8-6.0L	364	Classic WT; Exc.Commercial Chassis (Exc.EVAP Emissions)	USEP3604M	
2007	V8-6.0L	364	Classic SL; Commercial Chassis (EVAP Emissions)	USEP3616M	
2007	V8-6.0L	364	Classic SL; Commercial Chassis (Exc.EVAP Emissions)	USEP3616M	
2007	V8-6.0L	364	Classic SLE; Commercial Chassis (EVAP Emissions)	USEP3616M	
2007	V8-6.0L	364	Classic SLE; Commercial Chassis (Exc.EVAP Emissions)	USEP3616M	
2007	V8-6.0L	364	Classic SLT; Commercial Chassis (EVAP Emissions)	USEP3616M	
2007	V8-6.0L	364	Classic SLT; Commercial Chassis (Exc.EVAP Emissions)	USEP3616M	
2007	V8-6.0L	364	Classic WT; Commercial Chassis (EVAP Emissions)	USEP3616M	
2007	V8-6.0L	364	Classic WT; Commercial Chassis (Exc.EVAP Emissions)	USEP3616M	
2007	V8-6.0L	364	Classic SL; Commercial Chassis (EVAP Emissions); Secondary Fuel Tank(Incl.Sender)	USEP3617M	
2007	V8-6.0L	364	Classic SLE; Commercial Chassis (EVAP Emissions); Secondary Fuel Tank(Incl.Sender)	USEP3617M	
2007	V8-6.0L	364	Classic SLT; Commercial Chassis (EVAP Emissions); Secondary Fuel Tank(Incl.Sender)	USEP3617M	
2007	V8-6.0L	364	Classic WT; Commercial Chassis (EVAP Emissions); Secondary Fuel Tank(Incl.Sender)	USEP3617M	
2001-2004	V8-6.6L	400	DIESEL; Turbocharged; Commercial chassis; External Pump(Secondary Fuel Tank)		USEP3526
2001-2004	V8-6.6L	400	DIESEL; Turbocharged; Commercial chassis; Primary Fuel Tank		USEP3526
2001-2004	V8-6.6L	400	DIESEL; Turbocharged; Exc.Commercial Chassis		USEP3526
2004	V8-6.6L	403	DIESEL; Turbocharged; Commercial chassis; External Pump(Secondary Fuel Tank)		USEP3526
2004	V8-6.6L	403	DIESEL; Turbocharged; Commercial chassis; Primary Fuel Tank		USEP3526
2004	V8-6.6L	403	DIESEL; Turbocharged; Exc.Commercial Chassis		USEP3526
2005	V8-6.6L	400	DIESEL; Turbocharged; Exc.Commercial Chassis		USEP3526
2005	V8-6.6L	400	DIESEL; Turbocharged; (Primary Fuel Tank); Commercial chassis		USEP3526
2005	V8-6.6L	400	DIESEL; Turbocharged; (Secondary Fuel Tank); Commercial chassis		USEP3526
2005	V8-6.6L	400	DIESEL; Turbocharged; Commercial chassis; External Pump(Secondary Fuel Tank)		USEP3526
2005	V8-6.6L	400	DIESEL; Turbocharged; Commercial chassis; Primary Fuel Tank		USEP3526
2005	V8-6.6L	400	DIESEL; Turbocharged; Commercial chassis; Secondary Fuel Tank(Incl.Sender)		USEP3526
2006	V8-6.6L	400	DIESEL; LBZ Desig.; SL; Turbocharged; External Pump(Secondary Fuel Tank)		USEP3526
2006	V8-6.6L	400	DIESEL; LBZ Desig.; SLE; Turbocharged; External Pump(Secondary Fuel Tank)		USEP3526
2006	V8-6.6L	400	DIESEL; LBZ Desig.; SLT; Turbocharged; External Pump(Secondary Fuel Tank)		USEP3526
2006	V8-6.6L	400	DIESEL; LBZ Desig.; Turbocharged; External Pump(Secondary Fuel Tank)		USEP3526
2006	V8-6.6L	400	DIESEL; SL; Turbocharged; (Primary Fuel Tank); Commercial Chassis (Auxiliary Fuel Tank)		USEP3526
2006	V8-6.6L	400	DIESEL; SL; Turbocharged; (Secondary Fuel Tank); Commercial Chassis (Exc.Auxiliary Fuel Tank)		USEP3526
2006	V8-6.6L	400	DIESEL; SL; Turbocharged; Commercial chassis; External Pump(Secondary Fuel Tank)		USEP3526
2006	V8-6.6L	400	DIESEL; SL; Turbocharged; Exc.Commercial Chassis		USEP3526
2006	V8-6.6L	400	DIESEL; SLE; Turbocharged; (Primary Fuel Tank); Commercial Chassis (Auxiliary Fuel Tank)		USEP3526
2006	V8-6.6L	400	DIESEL; SLE; Turbocharged; (Secondary Fuel Tank); Commercial Chassis (Exc.Auxiliary Fuel Tank)		USEP3526
2006	V8-6.6L	400	DIESEL; SLE; Turbocharged; Commercial chassis; External Pump(Secondary Fuel Tank)		USEP3526
2006	V8-6.6L	400	DIESEL; SLE; Turbocharged; Exc.Commercial Chassis		USEP3526
2006	V8-6.6L	400	DIESEL; SLT; Turbocharged; (Primary Fuel Tank); Commercial Chassis (Auxiliary Fuel Tank)		USEP3526
2006	V8-6.6L	400	DIESEL; SLT; Turbocharged; (Secondary Fuel Tank); Commercial Chassis (Exc.Auxiliary Fuel Tank)		USEP3526
2006	V8-6.6L	400	DIESEL; SLT; Turbocharged; Commercial chassis; External Pump(Secondary Fuel Tank)		USEP3526
2006	V8-6.6L	400	DIESEL; SLT; Turbocharged; Exc.Commercial Chassis		USEP3526
2006	V8-6.6L	400	DIESEL; Turbocharged; (Primary Fuel Tank); Commercial Chassis (Auxiliary Fuel Tank)		USEP3526
2006	V8-6.6L	400	DIESEL; Turbocharged; (Secondary Fuel Tank); Commercial Chassis (Exc.Auxiliary Fuel Tank)		USEP3526
2006	V8-6.6L	400	DIESEL; Turbocharged; Commercial chassis; External Pump(Secondary Fuel Tank)		USEP3526
2006	V8-6.6L	400	DIESEL; Turbocharged; Exc.Commercial Chassis		USEP3526
2007	V8-6.6L	400	Classic SL; DIESEL; LBZ Desig.; Turbocharged		USEP3526
2007	V8-6.6L	400	Classic SL; DIESEL; LBZ Desig.; Turbocharged; External Pump		USEP3526
2007	V8-6.6L	400	Classic SLE; DIESEL; LBZ Desig.; Turbocharged		USEP3526
2007	V8-6.6L	400	Classic SLE; DIESEL; LBZ Desig.; Turbocharged; External Pump		USEP3526
2007	V8-6.6L	400	Classic SLT; DIESEL; LBZ Desig.; Turbocharged		USEP3526

APPLICATIONS



FUEL PUMP APPLICATION GUIDE

USMW
Professional Series

Model Years	Engine Liters	Cubic Inches	Application Description	Fuel Pump Assembly	Fuel Pump Kit
2007	V8-6.6L	400	Classic SLT; DIESEL; LBZ Desig.; Turbocharged; External Pump		USEP3526
2007	V8-6.6L	400	Classic WT; DIESEL; LBZ Desig.; Turbocharged		USEP3526
2007	V8-6.6L	400	Classic WT; DIESEL; LBZ Desig.; Turbocharged; External Pump		USEP3526
2001	V8-8.1L	496	Exc.Commercial Chassis (Evaporative Emissions Control)	USEP3500M	USEP3500
2001	V8-8.1L	496	Exc.Commercial Chassis (Exc.Evaporative Emissions Control)	USEP3501M	USEP3501
2001-2003	V8-8.1L	496	Commercial Chassis (Calif); Primary Fuel Tank	USEP3522M	
2001-2003	V8-8.1L	496	Commercial chassis; Secondary Fuel Tank	USEP3530M	
2001-2003	V8-8.1L	496	Commercial Chassis (Federal); Primary Fuel Tank	USEP3599M	
2002-2003	V8-8.1L	496	Exc.Commercial Chassis (Calif)	USEP3500M	USEP3500
2002-2003	V8-8.1L	496	Exc.Commercial Chassis (Federal)	USEP3501M	USEP3501
2004-2005	V8-8.1L	496	Exc.Commercial Chassis (EVAP Emissions)	USEP3609M	USEP12046
2004-2005	V8-8.1L	496	Exc.Commercial Chassis (Exc.EVAP Emissions)	USEP3604M	
2004-2005	V8-8.1L	496	Commercial chassis; Secondary Fuel Tank(Incl.Sender)	USEP3617M	
2005	V8-8.1L	496	Commercial Chassis (EVAP Emissions)	USEP3616M	
2005	V8-8.1L	496	Commercial Chassis (Exc.EVAP Emissions)	USEP3616M	
2006	V8-8.1L	496	Exc.Commercial Chassis (EVAP Emissions)	USEP3609M	USEP12046
2006	V8-8.1L	496	SL; Exc.Commercial Chassis (EVAP Emissions)	USEP3609M	USEP12046
2006	V8-8.1L	496	SLE; Exc.Commercial Chassis (EVAP Emissions)	USEP3609M	USEP12046
2006	V8-8.1L	496	SLT; Exc.Commercial Chassis (EVAP Emissions)	USEP3609M	USEP12046
2006	V8-8.1L	496	Exc.Commercial Chassis (Exc.EVAP Emissions)	USEP3604M	
2006	V8-8.1L	496	SL; Exc.Commercial Chassis (Exc.EVAP Emissions)	USEP3604M	
2006	V8-8.1L	496	SLE; Exc.Commercial Chassis (Exc.EVAP Emissions)	USEP3604M	
2006	V8-8.1L	496	SLT; Exc.Commercial Chassis (Exc.EVAP Emissions)	USEP3604M	
2006	V8-8.1L	496	Commercial Chassis (EVAP Emissions)	USEP3616M	
2006	V8-8.1L	496	Commercial Chassis (Exc.EVAP Emissions)	USEP3616M	
2006	V8-8.1L	496	SL; Commercial Chassis (EVAP Emissions)	USEP3616M	
2006	V8-8.1L	496	SL; Commercial Chassis (Exc.EVAP Emissions)	USEP3616M	
2006	V8-8.1L	496	SLE; Commercial Chassis (EVAP Emissions)	USEP3616M	
2006	V8-8.1L	496	SLE; Commercial Chassis (Exc.EVAP Emissions)	USEP3616M	
2006	V8-8.1L	496	SLT; Commercial Chassis (EVAP Emissions)	USEP3616M	
2006	V8-8.1L	496	SLT; Commercial Chassis (Exc.EVAP Emissions)	USEP3616M	
2006	V8-8.1L	496	Commercial chassis; Secondary Fuel Tank(Incl.Sender)	USEP3617M	
2006	V8-8.1L	496	SL; Commercial chassis; Secondary Fuel Tank(Incl.Sender)	USEP3617M	
2006	V8-8.1L	496	SLE; Commercial chassis; Secondary Fuel Tank(Incl.Sender)	USEP3617M	
2006	V8-8.1L	496	SLT; Commercial chassis; Secondary Fuel Tank(Incl.Sender)	USEP3617M	
2007	V8-8.1L	496	Classic SL; Exc.Commercial Chassis (EVAP Emissions)	USEP3609M	USEP12046
2007	V8-8.1L	496	Classic SLE; Exc.Commercial Chassis (EVAP Emissions)	USEP3609M	USEP12046
2007	V8-8.1L	496	Classic SLT; Exc.Commercial Chassis (EVAP Emissions)	USEP3609M	USEP12046
2007	V8-8.1L	496	Classic WT; Exc.Commercial Chassis (EVAP Emissions)	USEP3609M	USEP12046
2007	V8-8.1L	496	Classic SL; Exc.Commercial Chassis (Exc.EVAP Emissions)	USEP3604M	
2007	V8-8.1L	496	Classic SLE; Exc.Commercial Chassis (Exc.EVAP Emissions)	USEP3604M	
2007	V8-8.1L	496	Classic SLT; Exc.Commercial Chassis (Exc.EVAP Emissions)	USEP3604M	
2007	V8-8.1L	496	Classic WT; Exc.Commercial Chassis (Exc.EVAP Emissions)	USEP3604M	
2007	V8-8.1L	496	Classic SL; Commercial Chassis (EVAP Emissions)	USEP3616M	
2007	V8-8.1L	496	Classic SL; Commercial Chassis (Exc.EVAP Emissions)	USEP3616M	
2007	V8-8.1L	496	Classic SLE; Commercial Chassis (EVAP Emissions)	USEP3616M	
2007	V8-8.1L	496	Classic SLE; Commercial Chassis (Exc.EVAP Emissions)	USEP3616M	
2007	V8-8.1L	496	Classic SLT; Commercial Chassis (EVAP Emissions)	USEP3616M	
2007	V8-8.1L	496	Classic SLT; Commercial Chassis (Exc.EVAP Emissions)	USEP3616M	
2007	V8-8.1L	496	Classic WT; Commercial Chassis (EVAP Emissions)	USEP3616M	
2007	V8-8.1L	496	Classic WT; Commercial Chassis (Exc.EVAP Emissions)	USEP3616M	
2007	V8-8.1L	496	Classic SL; Commercial chassis; Secondary Fuel Tank(Incl.Sender)	USEP3617M	
2007	V8-8.1L	496	Classic SLE; Commercial chassis; Secondary Fuel Tank(Incl.Sender)	USEP3617M	
2007	V8-8.1L	496	Classic SLT; Commercial chassis; Secondary Fuel Tank(Incl.Sender)	USEP3617M	
2007	V8-8.1L	496	Classic WT; Commercial chassis; Secondary Fuel Tank(Incl.Sender)	USEP3617M	
SIERRA 3500 HD					
2007	V8-6.6L	400	DIESEL; LMM Desig.; SLE; Turbocharged		USEP3526
2007	V8-6.6L	400	DIESEL; LMM Desig.; SLT; Turbocharged		USEP3526
2007	V8-6.6L	400	DIESEL; LMM Desig.; Turbocharged		USEP3526
2007-2008	V8-6.6L	400	DIESEL; LMM Desig.; SLE; Turbocharged; External Pump		USEP3526
2007-2008	V8-6.6L	400	DIESEL; LMM Desig.; SLT; Turbocharged; External Pump		USEP3526
2007-2008	V8-6.6L	400	DIESEL; LMM Desig.; Turbocharged; External Pump		USEP3526
SIERRA C3					
2001	V8-6.0L	364		USEP3500M	USEP3500
SONOMA					
1994-1995	L4-2.2L	134	1.45 inch pump diameter		USEP3240
1996	L4-2.2L	134		USEP3923M	USEP3240R
1997-1999	L4-2.2L	134		USEP3943M	USEP3240R
2000	L4-2.2L	134		USEP3943M	USEP3240R

Model Years	Engine Liters	Cubic Inches	Application Description	Fuel Pump Assembly	Fuel Pump Kit
2000-2002	L4-2.2L	134	FLEX	USEP3527M	
2003	L4-2.2L	134		USEP3703M	
1991	L4-2.5L	151		USEP3637S	USEP3902
1991	L4-2.5L	151	SLE	USEP3637S	USEP3902
1991,1993	L4-2.5L	151			USEP3902
1992-1993	L4-2.5L	151	SLE	USEP3642S	USEP3902
1992-1993	L4-2.5L	151		USEP3642S	USEP3902
1993	L4-2.5L	151	SLS	USEP3642S	USEP3902
1991	V6-2.8L	173	SLE	USEP3637S	USEP3902
1991	V6-2.8L	173		USEP3637S	USEP3902
1991,1993	V6-2.8L	173			USEP3902
1992	V6-2.8L	173	GT	USEP3642S	USEP3902
1992-1993	V6-2.8L	173	SLE	USEP3642S	USEP3902
1992-1993	V6-2.8L	173		USEP3642S	USEP3902
1993	V6-2.8L	173	SLS	USEP3642S	USEP3902
1991	V6-4.3L	262	SLE	USEP3637S	USEP3902
1991	V6-4.3L	262		USEP3637S	USEP3902
1992	V6-4.3L	262	Electronic; FI; GT; Primary	USEP3624S	USEP3902
1992	V6-4.3L	262	GT	USEP3642S	USEP3902
1992-1993	V6-4.3L	262	Electronic; FI; Primary	USEP3624S	USEP3902
1992-1993	V6-4.3L	262	SLE	USEP3642S	USEP3902
1992-1993	V6-4.3L	262		USEP3642S	USEP3902
1992-1994	V6-4.3L	262	Electronic; FI; Primary; SLE	USEP3624S	USEP3902
1993	V6-4.3L	262	SLS	USEP3642S	USEP3902
1993-1994	V6-4.3L	262	Electronic; FI; Primary; SLS	USEP3624S	USEP3902
1994	V6-4.3L	262	Electronic; FI; Primary; SL	USEP3624S	USEP3902
1994-1995	V6-4.3L	262	MFI; SL	USEP3643S	USEP3240
1994-1995	V6-4.3L	262	MFI; SLE	USEP3643S	USEP3240
1994-1995	V6-4.3L	262	MFI; SLS	USEP3643S	USEP3240
1996	V6-4.3L	262		USEP3920M	USEP3240R
1997-1999	V6-4.3L	262		USEP3952M	USEP3240R
2000-2001	V6-4.3L	262		USEP3952M	USEP3240R
2002	V6-4.3L	262		USEP3563M	USEP3240R
2003	V6-4.3L	262	Extended Cab Pickup	USEP3563M	USEP3240R
2003	V6-4.3L	262	Standard Cab Pickup	USEP3563M	USEP3240R
2003	V6-4.3L	262	Crew Cab Pickup	USEP3566M	
2004	V6-4.3L	262		USEP3566M	
SYCLONE					
1991	V6-4.3L	262			USEP3270
TYPHOON					
1992-1993	V6-4.3L	262	Electronic; FI; Front	USEP3625S	USEP3270
1992-1993	V6-4.3L	262			USEP3270
V1500					
1987	V6-4.3L	262			USEP3902
1987	V8-5.0L	305			USEP3902
1987	V8-5.7L	350			USEP3902
V1500 SUBURBAN					
1987-1991	V8-5.7L	350			USEP3902
1988-1989	V8-5.7L	350	Sierra Classic	USEP3633S	USEP3902
1988-1991	V8-5.7L	350		USEP3633S	USEP3902
1990	V8-5.7L	350	SLE	USEP3633S	USEP3902
V2500					
1987	V8-5.7L	350	FI		USEP3902
V2500 SUBURBAN					
1987-1991	V8-5.7L	350			USEP3902
1988-1989	V8-5.7L	350	Sierra Classic	USEP3633S	USEP3902
1988-1991	V8-5.7L	350		USEP3633S	USEP3902
1990	V8-5.7L	350	SLE	USEP3633S	USEP3902
V3500					
1987-1989	V8-5.7L	350	FI		USEP3902
1990-1991	V8-5.7L	350			USEP3902
1988	V8-6.2L	379	DIESEL; FI; External Pump		USEP3158
1987-1989	V8-7.4L	454	FI		USEP3902
1990-1991	V8-7.4L	454			USEP3902
YUKON					
2000	V8-4.8L	294	SLE	USEP3508M	
2000	V8-4.8L	294	SLT	USEP3508M	
2001	V8-4.8L	294		USEP3508M	

APPLICATIONS



FUEL PUMP APPLICATION GUIDE

USMW
Professional Series

Model Years	Engine Liters	Cubic Inches	Application Description	Fuel Pump Assembly	Fuel Pump Kit
2002-2003	V8-4.8L	294		USEP3508M	
2004	V8-4.8L	294		USEP3581M	
2000	V8-5.3L	323	SLE	USEP3508M	
2000	V8-5.3L	323	SLT	USEP3508M	
2001	V8-5.3L	323		USEP3508M	
2002-2003	V8-5.3L	323		USEP3508M	
2002-2004	V8-5.3L	323	FLEX	USEP3559M	
2004	V8-5.3L	323		USEP3581M	
2005-2006	V8-5.3L	325	FLEX; L59 Desig.; SLE	USEP3705M	
2005-2006	V8-5.3L	325	FLEX; L59 Desig.; SLT	USEP3705M	
2006	V8-5.3L	325	FLEX; L59 Desig.; SL	USEP3705M	
2007	V8-5.3L	325	FLEX; LMG Desig.; SLE	USEP3705M	
2007	V8-5.3L	325	FLEX; LMG Desig.; SLT	USEP3705M	
2008	V8-5.3L	325	FLEX; LMG Desig.; SLE	USEP3732M	
2008	V8-5.3L	325	FLEX; LMG Desig.; SLT	USEP3732M	
1992-1993	V8-5.7L	350			USEP3902
1994-1995	V8-5.7L	350			USEP3902
1995	V8-5.7L	350	SLE	USEP3930M	
1995	V8-5.7L	350	SLT	USEP3930M	
1995	V8-5.7L	350		USEP3930M	
1996	V8-5.7L	350			USEP3270
1997	V8-5.7L	350	2 Dr.		USEP3270
1997	V8-5.7L	350	4 Dr.	USEP3932M	USEP3933
1998	V8-5.7L	350	Radio Frequency Interference Filter	USEP3534M	USEP3240R
1998	V8-5.7L	350	Exc.Radio Frequency Interference Filter	USEP3972M	USEP3240R
1999	V8-5.7L	350	SLE; Radio Frequency Interference Filter	USEP3534M	USEP3240R
1999	V8-5.7L	350	SLT; Radio Frequency Interference Filter	USEP3534M	USEP3240R
1999	V8-5.7L	350	SLE; Exc.Radio Frequency Interference Filter	USEP3972M	USEP3240R
1999	V8-5.7L	350	SLT; Exc.Radio Frequency Interference Filter	USEP3972M	USEP3240R
1994-1997	V8-6.5L	395	DIESEL; Turbocharged; External Pump		USEP3309
YUKON XL 1500					
2000-2001	V8-5.3L	323		USEP3509M	
2002-2003	V8-5.3L	323		USEP3556M	USEP3507
2002-2004	V8-5.3L	323	FLEX	USEP3560M	
2004	V8-5.3L	323		USEP3560M	
2005	V8-5.3L	323	FLEX; SLE	USEP3705M	
2005	V8-5.3L	323	FLEX; SLT	USEP3705M	
2006	V8-5.3L	325	SL	USEP3706M	
2006	V8-5.3L	325	SLE	USEP3706M	
2006	V8-5.3L	325	SLT	USEP3706M	
2007	V8-5.3L	325	FLEX; LC9 Desig.; SLE	USEP3706M	
2007	V8-5.3L	325	FLEX; LC9 Desig.; SLT	USEP3706M	
2007	V8-5.3L	325	FLEX; LMG Desig.; SLE	USEP3706M	
2007	V8-5.3L	325	FLEX; LMG Desig.; SLT	USEP3706M	
2008	V8-5.3L	325	FLEX; LC9 Desig.; SLE	USEP3732M	
2008	V8-5.3L	325	FLEX; LC9 Desig.; SLT	USEP3732M	
2008	V8-5.3L	325	FLEX; LMG Desig.; SLE	USEP3732M	
2008	V8-5.3L	325	FLEX; LMG Desig.; SLT	USEP3732M	
2001	V8-6.0L	364		USEP3509M	
2007	V8-6.2L	378	Denali; L92 Desig.	USEP3610M	
YUKON XL 2500					
2000	V8-6.0L	364	Primary Fuel Tank	USEP3510M	
2000	V8-6.0L	364	Evaporative Emissions Control; Secondary Fuel Tank	USEP3512M	
2000	V8-6.0L	364	Exc.Evaporative Emissions Control; Secondary Fuel Tank	USEP3513M	
2001	V8-6.0L	364	Primary Fuel Tank	USEP3510M	
2001	V8-6.0L	364	Evaporative Emissions Control; Secondary Fuel Tank	USEP3512M	
2001	V8-6.0L	364	Exc.Evaporative Emissions Control; Secondary Fuel Tank	USEP3513M	
2002-2003	V8-6.0L	364	Exc.Evaporative Emissions Control; Secondary Fuel Tank	USEP3553M	
2002-2003	V8-6.0L	364	Primary Fuel Tank	USEP3554M	
2002-2003	V8-6.0L	364	Evaporative Emissions Control; Secondary Fuel Tank	USEP3555M	
2004	V8-6.0L	364	Secondary Fuel Tank	USEP3587M	
2004	V8-6.0L	364	Primary Fuel Tank	USEP3675M	
2005-2006	V8-6.0L	364	SLE; Secondary Fuel Tank	USEP3587M	
2005-2006	V8-6.0L	364	SLT; Secondary Fuel Tank	USEP3587M	
2005-2006	V8-6.0L	364	SLE	USEP3675M	
2005-2006	V8-6.0L	364	SLT	USEP3675M	
2007	V8-6.0L	364	SLE; For Auxiliary Fuel Tank	USEP3587M	
2007	V8-6.0L	364	SLT; For Auxiliary Fuel Tank	USEP3587M	
2007	V8-6.0L	364	SLE; For Primary Fuel Tank	USEP3675M	

Model Years	Engine Liters	Cubic Inches	Application Description	Fuel Pump Assembly	Fuel Pump Kit
2007	V8-6.0L	364	SLT; For Primary Fuel Tank	USEP3675M	
2001	V8-8.1L	496	Primary Fuel Tank	USEP3510M	
2001	V8-8.1L	496	Evaporative Emissions Control; Secondary Fuel Tank	USEP3512M	
2001	V8-8.1L	496	Exc.Evaporative Emissions Control; Secondary Fuel Tank	USEP3513M	
2002-2003	V8-8.1L	496	Exc.Evaporative Emissions Control; Secondary Fuel Tank	USEP3553M	
2002-2003	V8-8.1L	496	Primary Fuel Tank	USEP3554M	
2002-2003	V8-8.1L	496	Evaporative Emissions Control; Secondary Fuel Tank	USEP3555M	
2004	V8-8.1L	496	Secondary Fuel Tank	USEP3587M	
2004	V8-8.1L	496	Primary Fuel Tank	USEP3675M	
2005	V8-8.1L	496	SLE; Primary Fuel Tank	USEP3675M	
2005	V8-8.1L	496	SLT; Primary Fuel Tank	USEP3675M	
2005-2006	V8-8.1L	496	SLE; Secondary Fuel Tank	USEP3587M	
2005-2006	V8-8.1L	496	SLT; Secondary Fuel Tank	USEP3587M	
2006	V8-8.1L	496	SLE	USEP3675M	
2006	V8-8.1L	496	SLT	USEP3675M	

GMC TRUCK

C1500 1/2TON P/U 2WD

1994-1997	V6-4.1L	250	SOLD IN MEXICO; TBI		USEP3902
-----------	---------	-----	---------------------	--	----------

HONDA

ACCORD

1985	L4-1.6L	97	CARB; External Pump		USEP8316
1985	L4-1.8L	109	FI; SEI; External Pump		USEP8000
1985	L4-1.8L	109	CARB; ES2 Desig.; S; External Pump		USEP8316
1985	L4-1.8L	109	CARB; External Pump		USEP8316
1985	L4-1.8L	109	CARB; LX; External Pump		USEP8316
1986	L4-2.0L	122	BS Desig.; FI; LXi		USEP8023
1986	L4-2.0L	122	BT Desig.; FI; LXi		USEP8023
1986	L4-2.0L	122	BS Desig.; CARB; DX	USEP8269H	USEP8371
1986	L4-2.0L	122	BS Desig.; CARB; LX	USEP8269H	USEP8371
1987-1989	L4-2.0L	122	A20A3 Desig.; FI; SEI	USEP8324H	USEP8023
1987-1989	L4-2.0L	122	A20A3 Desig.; FI; LXi	USEP8324H	USEP8023
1987-1989	L4-2.0L	122	A20A1 Desig.; CARB; DX	USEP8269H	USEP8371
1987-1989	L4-2.0L	122	A20A1 Desig.; CARB; LX	USEP8269H	USEP8371
1990-1991	L4-2.2L	134	EX; F22A1 Desig.	USEP8322H	USEP8023
1990-1991	L4-2.2L	134	EX; F22A4 Desig.	USEP8322H	USEP8023
1990-1991	L4-2.2L	134	DX; F22A1 Desig.	USEP8322H	USEP8023
1990-1993	L4-2.2L	134	F22A1 Desig.; LX	USEP8322H	USEP8023
1991,1993	L4-2.2L	134	F22A6 Desig.; SE	USEP8322H	USEP8023
1991-1993	L4-2.2L	134	EX; F22A6 Desig.	USEP8322H	USEP8023
1993	L4-2.2L	134	10th Anniversary; F22A1 Desig.	USEP8322H	USEP8023
1994	L4-2.2L	134	EX; F22B1 Desig.; Japan Built	USEP8351H	USEP8229
1994	L4-2.2L	134	EX; F22B1 Desig.; USA Built	USEP8351H	USEP8229
1994-1995	L4-2.2L	134	F22B2 Desig.; LX; Japan Built	USEP8351H	USEP8229
1994-1995	L4-2.2L	134	F22B2 Desig.; LX; USA Built	USEP8351H	USEP8229
1994-1995	L4-2.2L	134	DX; F22B2 Desig.	USEP8351H	USEP8229
1995	L4-2.2L	134	2 Dr.; EX; F22B1 Desig.; (Calif)	USEP8351H	USEP8229
1995	L4-2.2L	134	2 Dr.; EX; F22B1 Desig.; (Exc.Calif)	USEP8351H	USEP8229
1995	L4-2.2L	134	4 Dr.; EX; F22B1 Desig.; (Japan Built)	USEP8351H	USEP8229
1995	L4-2.2L	134	4 Dr.; EX; F22B1 Desig.; (USA Built) (Calif)	USEP8351H	USEP8229
1995	L4-2.2L	134	4 Dr.; EX; F22B1 Desig.; (USA Built) (Exc.Calif)	USEP8351H	USEP8229
1995	L4-2.2L	134	EX; F22B1 Desig.; Wagon	USEP8351H	USEP8229
1996	L4-2.2L	134	25th Anniversary Edition; F22B2 Desig.	USEP8349H	USEP8229
1996	L4-2.2L	134	4 Dr.; 4-Wheel ABS; F22B2 Desig.; LX; (Calif)	USEP8349H	USEP8229
1996	L4-2.2L	134	4 Dr.; 4-Wheel ABS; F22B2 Desig.; LX; (Exc.Calif)	USEP8349H	USEP8229
1996	L4-2.2L	134	4 Dr.; F22B2 Desig.; LX; Non-ABS	USEP8349H	USEP8229
1996	L4-2.2L	134	DX; F22B2 Desig.; Calif	USEP8349H	USEP8229
1996	L4-2.2L	134	DX; F22B2 Desig.; Exc.Calif	USEP8349H	USEP8229
1996-1997	L4-2.2L	134	2 Dr.; EX; F22B1 Desig.	USEP8349H	USEP8229
1996-1997	L4-2.2L	134	2 Dr.; F22B2 Desig.; LX	USEP8349H	USEP8229
1996-1997	L4-2.2L	134	4 Dr.; EX; F22B1 Desig.	USEP8349H	USEP8229
1996-1997	L4-2.2L	134	F22B2 Desig.; LX; Wagon	USEP8349H	USEP8229
1996-1997	L4-2.2L	134	EX; F22B1 Desig.; Wagon	USEP8349H	USEP8229
1996-1997	L4-2.2L	134	Sold in Mexico		USEP8229
1997	L4-2.2L	134	4 Dr.; F22B2 Desig.; LX; (Japan Built)	USEP8347H	USEP8229
1997	L4-2.2L	134	2 Dr.; F22B2 Desig.; SE	USEP8349H	USEP8229
1997	L4-2.2L	134	4 Dr.; 4-Wheel ABS; F22B2 Desig.; LX; (USA Built)	USEP8349H	USEP8229
1997	L4-2.2L	134	4 Dr.; F22B2 Desig.; LX; Non-ABS; (USA Built) (Calif)	USEP8349H	USEP8229
1997	L4-2.2L	134	4 Dr.; F22B2 Desig.; LX; Non-ABS; (USA Built) (Exc.Calif)	USEP8349H	USEP8229



FUEL PUMP APPLICATION GUIDE

USMW
Professional Series

Model Years	Engine Liters	Cubic Inches	Application Description	Fuel Pump Assembly	Fuel Pump Kit
1997	L4-2.2L	134	4 Dr.; F22B2 Desig.; SE; (Calif)	USEP8349H	USEP8229
1997	L4-2.2L	134	4 Dr.; F22B2 Desig.; SE; (Exc.Calif)	USEP8349H	USEP8229
1997	L4-2.2L	134	F22B2 Desig.; Value Package; Calif		USEP8229
1997	L4-2.2L	134	F22B2 Desig.; Value Package; Exc.Calif		USEP8229
1998-2002	L4-2.3L	140	DX; F23A5 Desig.		USEP8229
1998-2002	L4-2.3L	140	EX; F23A1 Desig.		USEP8229
1998-2002	L4-2.3L	140	EX; F23A4 Desig.		USEP8229
1998-2002	L4-2.3L	140	F23A1 Desig.; LX		USEP8229
1998-2002	L4-2.3L	140	Sold in Mexico		USEP8229
1999-2002	L4-2.3L	140	F23A4 Desig.; LX		USEP8229
2000,2002	L4-2.3L	140	F23A1 Desig.; SE		USEP8229
2000,2002	L4-2.3L	140	F23A4 Desig.; SE		USEP8229
2001-2002	L4-2.3L	140	F23A5 Desig.; Value Package		USEP8229
2003-2004	L4-2.4L	146	DX; K24A4 Desig.; Calif		USEP8456
2003-2004	L4-2.4L	146	EX; K24A4 Desig.; Calif		USEP8456
2003-2004	L4-2.4L	146	K24A4 Desig.; LX; Calif		USEP8456
2003-2004	L4-2.4L	146	DX; K24A4 Desig.; Exc.Calif		USEP8513
2003-2004	L4-2.4L	146	EX; K24A4 Desig.; Exc.Calif		USEP8513
2003-2004	L4-2.4L	146	K24A4 Desig.; LX; Exc.Calif		USEP8513
2004	L4-2.4L	144	Sold in Mexico		USEP8456
2005	L4-2.4L	146	DX; K24A4 Desig.; Calif		USEP8456
2005	L4-2.4L	146	EX; K24A4 Desig.; Calif		USEP8456
2005	L4-2.4L	146	K24A4 Desig.; LX; Calif		USEP8456
2005	L4-2.4L	146	DX; K24A4 Desig.; Exc.Calif		USEP8513
2005	L4-2.4L	146	EX; K24A4 Desig.; Exc.Calif		USEP8513
2005	L4-2.4L	146	K24A4 Desig.; LX; Exc.Calif		USEP8513
2006	L4-2.4L	146	K24A8 Desig.; LX Special Edition; Calif		USEP8456
2006	L4-2.4L	146	K24A8 Desig.; LX Special Edition; Exc.Calif		USEP8513
2006-2007	L4-2.4L	146	EX; K24A8 Desig.; Calif		USEP8456
2006-2007	L4-2.4L	146	K24A8 Desig.; LX; Calif		USEP8456
2006-2007	L4-2.4L	146	K24A8 Desig.; Value Package; Calif		USEP8456
2006-2007	L4-2.4L	146	EX; K24A8 Desig.; Exc.Calif		USEP8513
2006-2007	L4-2.4L	146	K24A8 Desig.; LX; Exc.Calif		USEP8513
2006-2007	L4-2.4L	146	K24A8 Desig.; Value Package; Exc.Calif		USEP8513
2007	L4-2.4L	146	K24A8 Desig.; Special Edition; Calif		USEP8456
2007	L4-2.4L	146	K24A8 Desig.; Special Edition; Exc.Calif		USEP8513
1995	V6-2.7L	167	C27A4 Desig.; EX	USEP8351H	USEP8229
1995	V6-2.7L	167	C27A4 Desig.; LX	USEP8351H	USEP8229
1996-1997	V6-2.7L	167	C27A4 Desig.; EX	USEP8349H	USEP8229
1996-1997	V6-2.7L	167	C27A4 Desig.; LX	USEP8349H	USEP8229
1998-2002	V6-3.0L	182	EX; J30A1 Desig.		USEP8229
1998-2002	V6-3.0L	182	J30A1 Desig.; LX		USEP8229
2003-2004	V6-3.0L	182	EX; J30A4 Desig.		USEP8513
2003-2004	V6-3.0L	182	J30A4 Desig.; LX		USEP8513
2005	V6-3.0L	182	ELECTRIC/Hybrid; JNA1 Desig.		USEP8449
2005	V6-3.0L	182	EX; J30A4 Desig.		USEP8513
2005	V6-3.0L	182	J30A4 Desig.; LX		USEP8513
2006	V6-3.0L	182	ELECTRIC/Hybrid; JNA1 Desig.		USEP8513
2006-2007	V6-3.0L	182	EX; J30A5 Desig.		USEP8513
2006-2007	V6-3.0L	182	J30A5 Desig.; LX		USEP8513
2007	V6-3.0L	182	J30A5 Desig.; Special Edition		USEP8513
CIVIC					
2003-2004	L4-1.3L	79	ELECTRIC/Hybrid; LDA1 Desig.; Calif		USEP8508
2003-2004	L4-1.3L	79	ELECTRIC/Hybrid; LDA1 Desig.; Federal	USEP8566M	
1985-1987	L4-1.5L	91	CRX Si; FI; External Pump		USEP8000
1986-1987	L4-1.5L	91	FI; Si; External Pump		USEP8000
1988	L4-1.5L	91	Wagon; Wagon	USEP8325H	USEP8023
1988,1990	L4-1.5L	91	Wagon	USEP8325H	USEP8023
1988-1991	L4-1.5L	91	D15B2 Desig.; DX; Hatchback	USEP8325H	USEP8023
1988-1991	L4-1.5L	91	D15B2 Desig.; DX; Sedan	USEP8325H	USEP8023
1988-1991	L4-1.5L	91	D15B2 Desig.; LX; Sedan	USEP8325H	USEP8023
1991	L4-1.5L	91	D15B2 Desig.; DX; Wagon	USEP8325H	USEP8023
1992	L4-1.5L	91	D15B7 Desig.; DX	USEP8338H	USEP8335
1992	L4-1.5L	91	D15B7 Desig.; LX	USEP8338H	USEP8335
1992	L4-1.5L	91	CX; D15B8 Desig.		USEP8335
1992	L4-1.5L	91	D15Z1 Desig.; VX		USEP8335
1992-1995	L4-1.5L	91	CX; D15B8 Desig.	USEP8338H	USEP8335
1992-1995	L4-1.5L	91	D15Z1 Desig.; VX	USEP8338H	USEP8335
1993-1995	L4-1.5L	91	2 Dr.; D15B7 Desig.; DX	USEP8338H	USEP8229

Model Years	Engine Liters	Cubic Inches	Application Description	Fuel Pump Assembly	Fuel Pump Kit
1993-1995	L4-1.5L	91	3 Dr.; D15B7 Desig.; DX	USEP8338H	USEP8229
1993-1995	L4-1.5L	91	4 Dr.; D15B7 Desig.; DX; (USA Built)	USEP8338H	USEP8229
1993-1995	L4-1.5L	91	D15B7 Desig.; LX; USA Built	USEP8338H	USEP8229
1993-1995	L4-1.5L	91	CX; D15B8 Desig.		USEP8229
1993-1995	L4-1.5L	91	D15Z1 Desig.; VX		USEP8229
1993-1995	L4-1.5L	91	4 Dr.; D15B7 Desig.; DX; (Japan Built)	USEP8338H	USEP8335
1993-1995	L4-1.5L	91	D15B7 Desig.; LX; Japan Built	USEP8338H	USEP8335
1989	L4-1.6L	97	D16A6 Desig.; Si	USEP8321H	USEP8023
1989	L4-1.6L	97	D16A6 Desig.; Si; Canada Built Vehicle	USEP8321H	USEP8023
1989	L4-1.6L	97	D16A6 Desig.; RT 4WD		USEP8023
1990-1991	L4-1.6L	97	D16A6 Desig.; EX	USEP8325H	USEP8023
1990-1991	L4-1.6L	97	D16A6 Desig.; Si	USEP8325H	USEP8023
1992	L4-1.6L	97	D16Z6 Desig.; Si		USEP8335
1992-1994	L4-1.6L	97	D16Z6 Desig.; EX		USEP8335
1992-1995	L4-1.6L	97	D16Z6 Desig.; Si	USEP8338H	USEP8335
1993	L4-1.6L	97	4 Dr.; D16Z6 Desig.; EX	USEP8338H	USEP8335
1993-1995	L4-1.6L	97	2 Dr.; D16Z6 Desig.; EX	USEP8338H	USEP8229
1993-1995	L4-1.6L	97	D16Z6 Desig.; Si		USEP8229
1995	L4-1.6L	97	4 Dr.; D16Z6 Desig.; EX; (USA Built)	USEP8338H	USEP8229
1995	L4-1.6L	97	4 Dr.; D16Z6 Desig.; EX; (Japan Built)	USEP8338H	USEP8335
1996	L4-1.6L	97	4 Dr.; D16Y8 Desig.; EX; (Japan Built)	USEP8341H	USEP8229
1996	L4-1.6L	97	4 Dr.; D16Y8 Desig.; EX; (USA Built)	USEP8341H	USEP8229
1996	L4-1.6L	97	D16Y7 Desig.; LX; Japan Built	USEP8341H	USEP8229
1996	L4-1.6L	97	D16Y7 Desig.; LX; USA Built	USEP8341H	USEP8229
1996-1997	L4-1.6L	97	2 Dr.; D16Y7 Desig.; DX	USEP8341H	USEP8229
1996-1997	L4-1.6L	97	2 Dr.; D16Y8 Desig.; EX	USEP8341H	USEP8229
1996-1997	L4-1.6L	97	3 Dr.; D16Y7 Desig.; DX	USEP8341H	USEP8229
1996-1997	L4-1.6L	97	4 Dr.; D16Y7 Desig.; DX; (Japan Built)	USEP8341H	USEP8229
1996-1997	L4-1.6L	97	4 Dr.; D16Y7 Desig.; DX; (USA Built)	USEP8341H	USEP8229
1996-1997	L4-1.6L	97	CX; D16Y7 Desig.	USEP8341H	USEP8229
1996-1997	L4-1.6L	97	D16Y5 Desig.; HX	USEP8341H	USEP8229
1997	L4-1.6L	97	4 Dr.; D16Y8 Desig.; EX; (Japan Built) (Calif)	USEP8341H	USEP8229
1997	L4-1.6L	97	4 Dr.; D16Y8 Desig.; EX; (Japan Built) (Exc.Calif)	USEP8341H	USEP8229
1997	L4-1.6L	97	4 Dr.; D16Y8 Desig.; EX; (USA Built) (Calif)	USEP8341H	USEP8229
1997	L4-1.6L	97	4 Dr.; D16Y8 Desig.; EX; (USA Built) (Exc.Calif)	USEP8341H	USEP8229
1997	L4-1.6L	97	D16Y7 Desig.; LX; Japan Built (Calif)	USEP8341H	USEP8229
1997	L4-1.6L	97	D16Y7 Desig.; LX; Japan Built (Exc.Calif)	USEP8341H	USEP8229
1997	L4-1.6L	97	D16Y7 Desig.; LX; USA Built (Calif)	USEP8341H	USEP8229
1997	L4-1.6L	97	D16Y7 Desig.; LX; USA Built (Exc.Calif)	USEP8341H	USEP8229
1997-1998	L4-1.6L	97	Sold in Mexico		USEP8229
1998-1999	L4-1.6L	97	2 Dr.; D16Y7 Desig.; DX		USEP8229
1998-1999	L4-1.6L	97	2 Dr.; D16Y8 Desig.; EX		USEP8229
1998-1999	L4-1.6L	97	3 Dr.; D16Y7 Desig.; DX		USEP8229
1998-1999	L4-1.6L	97	4 Dr.; D16Y7 Desig.; DX; (Japan Built)		USEP8229
1998-1999	L4-1.6L	97	4 Dr.; D16Y7 Desig.; DX; (USA Built)		USEP8229
1998-1999	L4-1.6L	97	4 Dr.; D16Y8 Desig.; EX; (Japan Built)		USEP8229
1998-1999	L4-1.6L	97	4 Dr.; D16Y8 Desig.; EX; (USA Built)		USEP8229
1998-1999	L4-1.6L	97	D16Y7 Desig.; LX; Japan Built		USEP8229
1998-1999	L4-1.6L	97	D16Y7 Desig.; LX; USA Built		USEP8229
1998-2000	L4-1.6L	97	CX; D16Y7 Desig.		USEP8229
1998-2000	L4-1.6L	97	D16Y5 Desig.; HX		USEP8229
1999	L4-1.6L	97	D16Y7 Desig.; Value Package		USEP8229
1999	L4-1.6L	97	Sold in Mexico		USEP8335
1999-2000	L4-1.6L	97	B16A2 Desig.; Si		USEP8229
2000	L4-1.6L	97	D16Y7 Desig.; DX		USEP8229
2000	L4-1.6L	97	D16Y7 Desig.; LX		USEP8229
2000	L4-1.6L	97	D16Y8 Desig.; EX		USEP8229
2001	L4-1.7L	105	D17A1 Desig.; DX		USEP8229
2001	L4-1.7L	105	D17A1 Desig.; LX		USEP8229
2001	L4-1.7L	105	D17A2 Desig.; EX		USEP8229
2001	L4-1.7L	105	D17A6 Desig.; HX		USEP8229
2002-2003	L4-1.7L	105	D17A1 Desig.; DX		USEP8229
2002-2003	L4-1.7L	105	D17A1 Desig.; LX		USEP8229
2002-2003	L4-1.7L	105	D17A2 Desig.; EX		USEP8229
2002-2004	L4-1.7L	105	D17A6 Desig.; HX		USEP8229
2004	L4-1.7L	105	2 Dr.; D17A1 Desig.; DX		USEP8229
2004	L4-1.7L	105	2 Dr.; D17A1 Desig.; LX		USEP8229
2004	L4-1.7L	105	2 Dr.; D17A2 Desig.; EX		USEP8229
2004	L4-1.7L	105	4 Dr.; D17A1 Desig.; DX; (Canada Built Vehicle)		USEP8456

APPLICATIONS



FUEL PUMP APPLICATION GUIDE

USMW
Professional Series

Model Years	Engine Liters	Cubic Inches	Application Description	Fuel Pump Assembly	Fuel Pump Kit
2004	L4-1.7L	105	4 Dr.; D17A1 Desig.; LX; (Canada Built Vehicle)		USEP8456
2004	L4-1.7L	105	4 Dr.; D17A2 Desig.; EX; (Canada Built Vehicle)		USEP8456
2004	L4-1.7L	105	D17A1 Desig.; Value Package		USEP8456
2004	L4-1.7L	105	4 Dr.; D17A1 Desig.; DX; (Exc.Canada Built Vehicle)	USEP8566M	
2004	L4-1.7L	105	4 Dr.; D17A1 Desig.; LX; (Exc.Canada Built Vehicle)	USEP8566M	
2004	L4-1.7L	105	4 Dr.; D17A2 Desig.; EX; (Exc.Canada Built Vehicle)	USEP8566M	
2005	L4-1.7L	105	D17A1 Desig.; DX		USEP8456
2005	L4-1.7L	105	D17A1 Desig.; LX		USEP8456
2005	L4-1.7L	105	D17A1 Desig.; Value Package		USEP8456
2005	L4-1.7L	105	D17A2 Desig.; EX		USEP8456
2005	L4-1.7L	105	D17A6 Desig.; HX		USEP8456
2006-2009	L4-1.8L	109	4 Dr.; DX; R18A1 Desig.; (Japan Built) (USA Built)	USEP8723M	
2006-2009	L4-1.8L	109	4 Dr.; EX; R18A1 Desig.; (Japan Built) (USA Built)	USEP8723M	
2006-2009	L4-1.8L	109	4 Dr.; LX; R18A1 Desig.; (Japan Built) (USA Built)	USEP8723M	
2002-2005	L4-2.0L	122	K20A3 Desig.; Si		USEP8456
CIVIC DEL SOL					
1993-1995	L4-1.5L	91	D15B7 Desig.; S		USEP8335
1993-1995	L4-1.6L	97	D16Z6 Desig.; Si		USEP8335
1994-1995	L4-1.6L	97	B16A3 Desig.; VTEC		USEP8335
1996-1997	L4-1.6L	97	D16Y7 Desig.; S		USEP8229
1996-1997	L4-1.6L	97	D16Y8 Desig.; Si		USEP8229
CR-V					
1997	L4-2.0L	122			USEP8229
1998-1999	L4-2.0L	122	EX		USEP8229
1998-1999	L4-2.0L	122	LX		USEP8229
2000	L4-2.0L	122	EX	USEP8461S	
2000	L4-2.0L	122	LX	USEP8461S	
2000	L4-2.0L	122	SE	USEP8461S	
2001	L4-2.0L	122	EX		USEP8335
2001	L4-2.0L	122	LX		USEP8335
2001	L4-2.0L	122	SE		USEP8335
2002-2003	L4-2.4L	146	EX		USEP8335
2002-2003	L4-2.4L	146	LX		USEP8335
2004	L4-2.4L	146	EX; Japan Built Vehicle		USEP8335
2004	L4-2.4L	146	LX; Japan Built Vehicle		USEP8335
2004	L4-2.4L	146	EX; United Kingdom Built		USEP8456
2004	L4-2.4L	146	LX; United Kingdom Built		USEP8456
2005-2006	L4-2.4L	146	SE		USEP8335
2007	L4-2.4L	146	EX		USEP8513
2007	L4-2.4L	146	EX-L		USEP8513
2007	L4-2.4L	146	LX		USEP8513
2008-2009	L4-2.4L	146	EX; Japan Built		USEP8513
2008-2009	L4-2.4L	146	EX-L; Japan Built		USEP8513
2008-2009	L4-2.4L	146	LX; Japan Built		USEP8513
CRX					
1988	L4-1.5L	91	D15B2 Desig.; DX		USEP8023
1988	L4-1.5L	91	HF		USEP8023
1989	L4-1.5L	91	D15B2 Desig.	USEP8321H	USEP8023
1989	L4-1.5L	91	HF	USEP8321H	USEP8023
1990-1991	L4-1.5L	91	D15B2 Desig.	USEP8325H	USEP8023
1990-1991	L4-1.5L	91	D15B6 Desig.; HF	USEP8325H	USEP8023
1988	L4-1.6L	97	D16A6 Desig.; Si		USEP8023
1989	L4-1.6L	97	D16A6 Desig.; Si	USEP8321H	USEP8023
1990-1991	L4-1.6L	97	D16A6 Desig.; Si	USEP8325H	USEP8023
ELEMENT					
2003	L4-2.4L	146		USEP8654M	
2004-2009	L4-2.4L	146	EX	USEP8654M	
2004-2009	L4-2.4L	146	LX	USEP8654M	
2007-2009	L4-2.4L	146	SC	USEP8654M	
INSIGHT					
2000-2003	L3-1.0L	61	In-Tank		USEP8455
ODYSSEY					
1995-1997	L4-2.2L	134	EX		USEP8335
1995-1997	L4-2.2L	134	LX		USEP8335
1998	L4-2.3L	140	EX		USEP8335
1998	L4-2.3L	140	LX		USEP8335
1999-2002	V6-3.5L	215	Cargo		USEP8335
1999-2004	V6-3.5L	215	EX		USEP8335
1999-2004	V6-3.5L	215	LX		USEP8335

Model Years	Engine Liters	Cubic Inches	Application Description	Fuel Pump Assembly	Fuel Pump Kit
2001-2004	V6-3.5L	215	Sold in Mexico		USEP8335
PASSPORT					
1994	L4-2.6L	156	4ZE1 Desig.; DX	USEP8078H	USEP8235
1995	L4-2.6L	156	4ZE1 Desig.; DX; To 04/95	USEP8078H	USEP8229
1995	L4-2.6L	156	4ZE1 Desig.; DX; From 05/95	USEP8078H	USEP8235
1996	L4-2.6L	156	4ZE1 Desig.; DX		USEP8229
1994-1995	V6-3.2L	195	6VD1 Desig.; EX		USEP8229
1994-1995	V6-3.2L	195	6VD1 Desig.; LX		USEP8229
1996	V6-3.2L	195	6VD1 Desig.; EX; From 12/95		USEP8229
1996	V6-3.2L	195	6VD1 Desig.; EX; To 11/95		USEP8229
1996	V6-3.2L	195	6VD1 Desig.; LX; From 12/95		USEP8229
1996	V6-3.2L	195	6VD1 Desig.; LX; To 11/95		USEP8229
1997	V6-3.2L	195	EX		USEP8229
1997	V6-3.2L	195	LX		USEP8229
1998-2000	V6-3.2L	195	EX	USEP8397M	
1998-2000	V6-3.2L	195	LX	USEP8397M	
2001	V6-3.2L	195	EX	USEP8721M	
2001	V6-3.2L	195	LX	USEP8721M	
2002	V6-3.2L	195	EX	USEP8483M	
2002	V6-3.2L	195	LX	USEP8483M	
PILOT					
2003-2004	V6-3.5L	215	Sold in Mexico		USEP8335
2003-2004	V6-3.5L	215			USEP8335
2005	V6-3.5L	215		USEP8657M	
2006-2007	V6-3.5L	215	J35A9 Desig.; LX	USEP8657M	
2006-2007	V6-3.5L	215	J35Z1 Desig.; LX	USEP8657M	
2006-2008	V6-3.5L	215	EX; J35A9 Desig.	USEP8657M	
2006-2008	V6-3.5L	215	EX; J35Z1 Desig.	USEP8657M	
2008	V6-3.5L	215	EX-L; J35A9 Desig.	USEP8657M	
2008	V6-3.5L	215	EX-L; J35Z1 Desig.	USEP8657M	
2008	V6-3.5L	215	J35A9 Desig.; Special Edition	USEP8657M	
2008	V6-3.5L	215	J35A9 Desig.; Value Package	USEP8657M	
2008	V6-3.5L	215	J35Z1 Desig.; Special Edition	USEP8657M	
2008	V6-3.5L	215	J35Z1 Desig.; Value Package	USEP8657M	
PRELUDE					
1985	L4-1.8L	109	CARB; ET2 Desig.; External Pump		USEP8310
1986	L4-1.8L	109	CARB; ET2 Desig.; External Pump		USEP8158
1987	L4-1.8L	109	A18A1 Desig.; CARB; External Pump		USEP8158
1985-1987	L4-2.0L	122	2.0 Si; FI; External Pump		USEP8000
1988-1989	L4-2.0L	122	2.0 Si 4WS; B20A5 Desig.; FI	USEP8328H	USEP8023
1988-1990	L4-2.0L	122	2.0 Si; B20A5 Desig.; FI	USEP8328H	USEP8023
1988-1990	L4-2.0L	122	2.0 S; CARB	USEP8269H	USEP8371
1991	L4-2.0L	122	2.0 Si; B20A5 Desig.	USEP8328H	USEP8023
1990	L4-2.1L	130	B21A1 Desig.; FI; Si	USEP8328H	USEP8023
1990	L4-2.1L	130	B21A1 Desig.; FI; Si 4WS	USEP8328H	USEP8023
1990	L4-2.1L	130	B21A1 Desig.; FI; Si ALB	USEP8328H	USEP8023
1991	L4-2.1L	130	B21A1 Desig.; Si	USEP8328H	USEP8023
1991	L4-2.1L	130	B21A1 Desig.; Si 4WS	USEP8328H	USEP8023
1991	L4-2.1L	130	B21A1 Desig.; Si ALB	USEP8328H	USEP8023
1992-1996	L4-2.2L	134	F22A1 Desig.; S		USEP8023
1993-1996	L4-2.2L	134	H22A1 Desig.; VTEC		USEP8023
1997	L4-2.2L	134	Calif	USEP8365H	USEP8335
1997	L4-2.2L	134	Exc. Calif	USEP8365H	USEP8335
1997	L4-2.2L	134	Type SH; Calif	USEP8365H	USEP8335
1997	L4-2.2L	134	Type SH; Exc. Calif	USEP8365H	USEP8335
1998-2001	L4-2.2L	134	Type SH	USEP8372H	USEP8335
1998-2001	L4-2.2L	134		USEP8372H	USEP8335
1992	L4-2.3L	140	H23A1 Desig.; Si 4WS		USEP8023
1992-1996	L4-2.3L	140	H23A1 Desig.; Si		USEP8023
1993-1994	L4-2.3L	140	Si 4WS		USEP8023
1995	L4-2.3L	140	H23A1 Desig.; SE		USEP8023
RIDGELINE					
2006-2009	V6-3.5L	215	RT	USEP8717M	
2006-2009	V6-3.5L	215	RTL	USEP8717M	
2006-2009	V6-3.5L	215	RTS	USEP8717M	
2007-2008	V6-3.5L	215	RTX	USEP8717M	
S2000					
2000-2003	L4-2.0L	122			USEP8335
2004-2005	L4-2.2L	134			USEP8335



FUEL PUMP APPLICATION GUIDE

USMW
Professional Series

Model Years	Engine Liters	Cubic Inches	Application Description	Fuel Pump Assembly	Fuel Pump Kit
HYUNDAI					
ACCENT					
1995-1996	L4-1.5L	91			USEP8229
1995-1996	L4-1.5L	91	L		USEP8229
1996-1997	L4-1.5L	91	GT		USEP8229
1997	L4-1.5L	91	GL		USEP8229
1997	L4-1.5L	91	GS		USEP8229
1998-2000	L4-1.5L	91			USEP8229
2001	L4-1.6L	97	GL		USEP8229
2002	L4-1.6L	97			USEP8229
2003	L4-1.6L	97	GL; From 04/14/03		USEP8335
2003	L4-1.6L	97	GL; To 04/14/03		USEP8335
2004	L4-1.6L	97			USEP8335
2005	L4-1.6L	97	GLS		USEP8335
2005	L4-1.6L	97	GT		USEP8335
2006-2009	L4-1.6L	97	GLS		USEP12019
2007-2009	L4-1.6L	97	GS		USEP12019
2007-2009	L4-1.6L	97	SE		USEP12019
ELANTRA					
1992	L4-1.6L	97	GL		USEP8229
1992	L4-1.6L	97	GLS		USEP8229
1993,1995	L4-1.6L	97			USEP8229
1994	L4-1.6L	97	From 02/07/94		USEP8229
1994	L4-1.6L	97	To 02/07/94		USEP8229
1993	L4-1.8L	109	GLS		USEP8229
1993,1995	L4-1.8L	109			USEP8229
1994	L4-1.8L	109	From 02/07/94		USEP8229
1994	L4-1.8L	109	GLS; From 02/07/94		USEP8229
1994	L4-1.8L	109	GLS; To 02/07/94		USEP8229
1994	L4-1.8L	109	To 02/07/94		USEP8229
1996-1997	L4-1.8L	109	GLS		USEP8229
1997	L4-1.8L	109	GL		USEP8229
1998	L4-1.8L	109			USEP8229
2002	L4-2.0L	122	GLS		USEP8335
2002	L4-2.0L	122	GT		USEP8335
1999-2000	L4-2.0L	122			USEP8229
2001	L4-2.0L	122	To 2/04/2008		USEP8335
2001	L4-2.0L	122	from 2/4/2008		USEP8804
2003	L4-2.0L	122	GLS; Calif		USEP8335
2003	L4-2.0L	122	GT; Calif		USEP8335
2003	L4-2.0L	122	GLS; Exc.Calif		USEP8804
2003	L4-2.0L	122	GT; Exc.Calif		USEP8804
2006-2007	L4-2.0L	122	Limited		USEP8335
2007	L4-2.0L	122	SE		USEP8804
2007-2008	L4-2.0L	122	GLS		USEP8804
2008	L4-2.0L	122	SE		USEP8335
2009	L4-2.0L	122	Touring		USEP8335
2009	L4-2.0L	122	GLS		USEP8804
2009	L4-2.0L	122	SE		USEP8804
EXCEL					
1992-1994	L4-1.5L	91			USEP8335
1992-1994	L4-1.5L	91	GL		USEP8335
1992-1994	L4-1.5L	91	GS		USEP8335
SANTA FE					
2001	L4-2.4L	146	GL		USEP8335
2002-2004	L4-2.4L	146			USEP8335
2004	L4-2.4L	146		USEP8662M	USEP8335
2001-2002	V6-2.7L	167	LX		USEP8335
2003-2005	V6-2.7L	167	GLS		USEP8335
2006	V6-2.7L	167	GLS		USEP8335
2003-2005	V6-3.5L	215	LX	USEP8662M	USEP8335
2006	V6-3.5L	215	GLS		USEP8335
2006	V6-3.5L	215	Limited		USEP8335
SCOUPE					
1993-1995	L4-1.5L	91	LS		USEP8335
1993-1995	L4-1.5L	91	Turbo; Turbocharged		USEP8335
1993-1995	L4-1.5L	91			USEP8335

Model Years	Engine Liters	Cubic Inches	Application Description	Fuel Pump Assembly	Fuel Pump Kit
SONATA					
1993-1994	L4-2.0L	122	GLS		USEP8229
1993-1997	L4-2.0L	122	GL		USEP8229
1993-1997	L4-2.0L	122			USEP8229
1998	L4-2.0L	122	G4CP Desig.; GL		USEP8229
1999-2001	L4-2.4L	146			USEP8335
2002-2003	L4-2.4L	146			USEP8229
2004	L4-2.4L	146			USEP8229
2005	L4-2.4L	146	GL		USEP8335
2006	L4-2.4L	146	GL		USEP8335
2006-2009	L4-2.4L	146	GLS		USEP8335
2008-2009	L4-2.4L	146	Limited		USEP8335
2008-2009	L4-2.4L	146	SE		USEP8335
1999-2001	V6-2.5L	151	GLS		USEP8335
2002-2005	V6-2.7L	167	GLS		USEP8229
2002-2005	V6-2.7L	167	LX		USEP8229
2005	V6-2.7L	167	GL		USEP8229
1993-1994	V6-3.0L	182			USEP8229
1993-1997	V6-3.0L	182	GL		USEP8229
1993-1997	V6-3.0L	182	GLS		USEP8229
1998	V6-3.0L	182	G6AT Desig.; GLS		USEP8229
2006	V6-3.3L	200	LX		USEP8335
2007-2009	V6-3.3L	200	GLS		USEP8335
2007-2009	V6-3.3L	200	Limited		USEP8335
2007-2009	V6-3.3L	200	SE		USEP8335
TIBURON					
1997	L4-1.8L	109			USEP8229
1997	L4-2.0L	122	FX		USEP8229
1998	L4-2.0L	122	FX		USEP8229
1998	L4-2.0L	122			USEP8229
1999-2001	L4-2.0L	122			USEP8229
2003	L4-2.0L	122			USEP8335
2004	L4-2.0L	122			USEP8804
2005	L4-2.0L	122	GS		USEP8335
2006-2008	L4-2.0L	122	GS		USEP8335
2007	L4-2.0L	122	GS; From 5/15/2007		USEP8335
2007	L4-2.0L	122	GS; To 5/15/2007		USEP8335
2008	L4-2.0L	122	GS; To 2/04/2008		USEP8335
2003	V6-2.7L	167	GT		USEP8335
2003-2004	V6-2.7L	167	GT	USEP8529M	
2004-2005	V6-2.7L	167	GT		USEP8804
2005	V6-2.7L	167	GT; In-Tank		USEP8229
2005	V6-2.7L	167	In-Tank; SE		USEP8229
2005	V6-2.7L	167	SE		USEP8804
2006-2008	V6-2.7L	167	GT		USEP8804
2006-2008	V6-2.7L	167	SE		USEP8804
2007-2008	V6-2.7L	167	GT Limited		USEP8804
TUCSON					
2005	L4-2.0L	122	GL		USEP8335
2006	L4-2.0L	122	GL		USEP8335
2007,2009	L4-2.0L	122	GLS		USEP8335
2008-2009	L4-2.0L	122	Limited		USEP8335
2005	V6-2.7L	167	GLS		USEP8335
2005	V6-2.7L	167	LX		USEP8335
2006	V6-2.7L	167	GLS		USEP8335
2006-2009	V6-2.7L	167	Limited		USEP8335
2007-2008	V6-2.7L	167	SE		USEP8335
XG300					
2001	V6-3.0L	182			USEP8335
XG350					
2002	V6-3.5L	215	L		USEP8335
2002	V6-3.5L	215			USEP8335
2004	V6-3.5L	215	L		USEP8229
2004	V6-3.5L	215			USEP8229
2005	V6-3.5L	215			USEP8229
INFINITI					
FX35					
2003-2008	V6-3.5L	215		USEP8540M	

APPLICATIONS



FUEL PUMP APPLICATION GUIDE

USMW
Professional Series

Model Years	Engine Liters	Cubic Inches	Application Description	Fuel Pump Assembly	Fuel Pump Kit
G20					
1991-1992	L4-2.0L	122			USEP8235
1994	L4-2.0L	122			USEP8235
1994-1996	L4-2.0L	122	T		USEP8247
1995-1996	L4-2.0L	122			USEP8247
1999	L4-2.0L	122			USEP8229
2000-2001	L4-2.0L	122			USEP8454
2002	L4-2.0L	122			USEP8454
G35					
2003,2005	V6-3.5L	215			USEP8335
2004	V6-3.5L	215	Sedan		USEP8335
2004	V6-3.5L	215	Coupe	USEP8534M	
2005	V6-3.5L	215		USEP8534M	
2006	V6-3.5L	215	Sedan		USEP8335
2006	V6-3.5L	215	X		USEP8335
2006	V6-3.5L	215	Coupe; w/ Automatic Trans.	USEP8534M	
2006	V6-3.5L	215	Coupe; w/ Standard Trans.	USEP8534M	
I30					
1996-1999	V6-3.0L	182			USEP8229
1998	V6-3.0L	182	Sold in Mexico		USEP8229
2000-2001	V6-3.0L	182			USEP8335
I35					
2002-2004	V6-3.5L	215			USEP8335
J30					
1993-1997	V6-3.0L	181			USEP8235
M30					
1990-1992	V6-3.0L	181			USEP8218
M35					
2006-2007	V6-3.5L	215	Sport	USEP8534M	
2006-2008	V6-3.5L	215	X	USEP8534M	
2006-2008	V6-3.5L	215		USEP8534M	
M45					
2003-2004	V8-4.5L	273			USEP8450
2006-2007	V8-4.5L	273	Sport	USEP8534M	
2006-2008	V8-4.5L	273		USEP8534M	
2008	V8-4.5L	273	X	USEP8534M	
Q45					
1997-2001	V8-4.1L	250			USEP8392
1990-1996	V8-4.5L	273			USEP8219
2002-2005	V8-4.5L	273			USEP8450
2006	V8-4.5L	273	To 12/05		USEP8450
QX4					
1997-2000	V6-3.3L	200			USEP8229
2001-2003	V6-3.5L	215			USEP8432
QX56					
2004,2006	V8-5.6L	340		USEP8595M	
2005	V8-5.6L	340	From 02/05	USEP8595M	
2005	V8-5.6L	340	To 02/05	USEP8595M	
ISUZU					
AMIGO					
1989-1993	L4-2.6L	156	FI	USEP8078H	USEP8235
1994	L4-2.6L	156		USEP8078H	USEP8235
ASCENDER					
2003	L6-4.2L	256		USEP3549M	
2004	L6-4.2L	256	S	USEP3549M	
2005	L6-4.2L	256	S	USEP3707M	
2005-2006	L6-4.2L	256	LS	USEP3707M	
2006	L6-4.2L	256		USEP3707M	
2007	L6-4.2L	256		USEP3707M	
2003	V8-5.3L	323		USEP3549M	
2004	V8-5.3L	323	LS	USEP3549M	
2005	V8-5.3L	323	Limited	USEP3707M	
2005	V8-5.3L	323	LS	USEP3707M	
2005	V8-5.3L	323	S	USEP3707M	
2006	V8-5.3L	325	LS	USEP3707M	
AXIOM					
2002	V6-3.5L	215	From 11/01	USEP8483M	

Model Years	Engine Liters	Cubic Inches	Application Description	Fuel Pump Assembly	Fuel Pump Kit
2002	V6-3.5L	215	To 10/01	USEP8721M	
2003	V6-3.5L	215		USEP8483M	
HOMBRE					
1997-2000	L4-2.2L	134		USEP3943M	USEP3240R
1997-1999	V6-4.3L	262		USEP3952M	USEP3240R
I-MARK					
1987	L4-1.5L	91	FI; Turbocharged; 2 inch pump diameter		USEP3222
1988	L4-1.5L	91	FI; S; Turbocharged; 2 inch pump diameter		USEP3222
1989	L4-1.5L	91	FI; LS; Turbocharged; 2 inch pump diameter		USEP3222
1989	L4-1.6L	97	FI; RS; 2 inch pump diameter		USEP3222
IMPULSE					
1990	L4-1.6L	97		USEP8275H	USEP8229
1991	L4-1.6L	97		USEP8275H	USEP8229
1991-1992	L4-1.6L	97	RS; Turbocharged	USEP8275H	USEP8229
1992	L4-1.8L	109		USEP8275H	USEP8229
1985	L4-1.9L	116	External Pump		USEP8312
1985-1987	L4-2.0L	122	Turbocharged; External Pump		USEP8235
1985-1989	L4-2.0L	122	Turbocharged	USEP8051H	USEP8235
1988-1989	L4-2.3L	140		USEP8051H	USEP8235
OASIS					
1996-1997	L4-2.2L	134	LS		USEP8229
1996-1997	L4-2.2L	134	S		USEP8229
1998	L4-2.3L	140			USEP8229
1999	L4-2.3L	140			USEP8229
PICKUP					
1995	L4-2.3L	140		USEP8078H	USEP8235
1988	L4-2.6L	156	FI; S	USEP8078H	USEP8235
1988	L4-2.6L	156	1 Ton; FI	USEP8078H	USEP8235
1989	L4-2.6L	156	FI	USEP8078H	USEP8235
1990	L4-2.6L	156	1 Ton; FI; From 04/90	USEP8078H	USEP8235
1990	L4-2.6L	156	1 Ton; FI; To 03/90	USEP8078H	USEP8235
1990	L4-2.6L	156	FI; From 04/90	USEP8078H	USEP8235
1990	L4-2.6L	156	FI; LS; From 04/90	USEP8078H	USEP8235
1990	L4-2.6L	156	FI; LS; To 03/90	USEP8078H	USEP8235
1990	L4-2.6L	156	FI; To 03/90	USEP8078H	USEP8235
1991-1992	L4-2.6L	156	FI; LS	USEP8078H	USEP8235
1993	L4-2.6L	156	FI; From 06/93 (Japan Built)	USEP8078H	USEP8235
1993	L4-2.6L	156	FI; From 06/93 (USA Built)	USEP8078H	USEP8235
1993	L4-2.6L	156	FI; To 05/93	USEP8078H	USEP8235
1994	L4-2.6L	156	FI; From 02/94	USEP8078H	USEP8235
1994	L4-2.6L	156	FI; To 01/94 (Japan Built)	USEP8078H	USEP8235
1994	L4-2.6L	156	FI; To 01/94 (USA Built)	USEP8078H	USEP8235
1995	L4-2.6L	156		USEP8078H	USEP8235
1991	V6-3.1L	189	FI; LS		USEP8321
1992	V6-3.1L	189	FI; S		USEP8321
1993-1994	V6-3.1L	189	FI		USEP8321
RODEO					
1998	L4-2.2L	134	X22SE Desig.; From 04/98	USEP8397M	
1998	L4-2.2L	134	X22SE Desig.; To 03/98	USEP8397M	
2000	L4-2.2L	134	X22SE Desig.	USEP8397M	
2001	L4-2.2L	134	S	USEP8721M	
2002-2003	L4-2.2L	134	S	USEP8486M	
1991-1994	L4-2.6L	156		USEP8078H	USEP8235
1995	L4-2.6L	156	To 04/95	USEP8078H	USEP8229
1995	L4-2.6L	156	From 04/95	USEP8078H	USEP8235
1996-1997	L4-2.6L	156			USEP8229
1991-1992	V6-3.1L	189		USEP8205H	
1993,1995	V6-3.2L	195			USEP8229
1994	V6-3.2L	195	From 07/94		USEP8229
1994	V6-3.2L	195	To 06/94		USEP8229
1996	V6-3.2L	195	From 12/95		USEP8229
1996	V6-3.2L	195	To 11/95		USEP8229
1997	V6-3.2L	195	To 06/97		USEP8229
1997	V6-3.2L	195	From 07/97	USEP8397M	
1998	V6-3.2L	195	6VD1 Desig.; From 04/98 (To 05/98)	USEP8397M	
1998	V6-3.2L	195	6VD1 Desig.; From 05/98	USEP8397M	
1998	V6-3.2L	195	6VD1 Desig.; To 03/98	USEP8397M	
1999-2000	V6-3.2L	195	6VD1 Desig.	USEP8397M	
2001	V6-3.2L	195	6VD1 Desig.; S V6	USEP8721M	



FUEL PUMP APPLICATION GUIDE

USMW
Professional Series

Model Years	Engine Liters	Cubic Inches	Application Description	Fuel Pump Assembly	Fuel Pump Kit
2002-2003	V6-3.2L	195	6VD1 Desig.; S V6	USEP8483M	
2004	V6-3.2L	195	6VD1 Desig.	USEP8483M	
2004	V6-3.5L	215	6VE1 Desig.	USEP8483M	
RODEO SPORT					
2001	L4-2.2L	134	S	USEP8271M	
2002-2003	L4-2.2L	134	S	USEP8484M	
2001	V6-3.2L	195	6VD1 Desig.; S V6	USEP8721M	
2002-2003	V6-3.2L	195	6VD1 Desig.; S V6	USEP8484M	
STYLUS					
1991	L4-1.6L	97		USEP8275H	USEP8229
1991-1992	L4-1.6L	97	S	USEP8275H	USEP8229
1993	L4-1.6L	97		USEP8275H	USEP8229
1992	L4-1.8L	109	RS	USEP8275H	USEP8229
TROOPER					
1988	L4-2.6L	156		USEP8078H	USEP8235
1989-1991	L4-2.6L	156		USEP8078H	USEP8235
1989-1991	V6-2.8L	170		USEP8205H	
1992-1993	V6-3.2L	195	LS	USEP8078H	USEP8235
1992-1993	V6-3.2L	195	S	USEP8078H	USEP8235
1993	V6-3.2L	195	RS	USEP8078H	USEP8235
1994	V6-3.2L	195	LS; From 07/94		USEP8229
1994	V6-3.2L	195	LS; To 06/94		USEP8229
1994	V6-3.2L	195	RS; From 07/94		USEP8229
1994	V6-3.2L	195	RS; To 06/94		USEP8229
1994	V6-3.2L	195	S; From 07/94		USEP8229
1994	V6-3.2L	195	S; To 06/94		USEP8229
1995	V6-3.2L	195	RS		USEP8229
1995	V6-3.2L	195	S		USEP8229
1996	V6-3.2L	195	SE		USEP8229
1996-1997	V6-3.2L	195	LS		USEP8229
1996-1997	V6-3.2L	195	S		USEP8229
1997	V6-3.2L	195	Ltd		USEP8229
1998-2002	V6-3.5L	215		USEP8399H	USEP8335
VEHICROSS					
1999-2001	V6-3.5L	215		USEP8399H	USEP8335
JAGUAR					
S-TYPE					
2000-2002	V6-3.0L	183			USEP2314
2000-2002	V8-4.0L	244	Sport		USEP2314
2000-2002	V8-4.0L	244			USEP2314
VANDEN PLAS					
1988	L6-3.6L	217	External Pump		USEP8002
1988	L6-3.6L	217	In Tank Pump		USEP8224
1989	L6-3.6L	217	External Pump		USEP8002
1989	L6-3.6L	217	Majestic; External Pump		USEP8002
1989	L6-3.6L	217	In Tank Pump		USEP8224
1989	L6-3.6L	217	Majestic; In Tank Pump		USEP8224
1990,1992	L6-4.0L	242	External Pump		USEP8002
1990,1992	L6-4.0L	242	Majestic; External Pump		USEP8002
1990,1992	L6-4.0L	242	In Tank Pump		USEP8224
1990,1992	L6-4.0L	242	Majestic; In Tank Pump		USEP8224
1991	L6-4.0L	242			USEP8002
1991,1993	L6-4.0L	242	External Pump		USEP8002
1991,1993	L6-4.0L	242	In Tank Pump		USEP8224
1992	L6-4.0L	242	Majestic		USEP8002
1992	L6-4.0L	242			USEP8002
1994	L6-4.0L	242			USEP8249
1995,1997	L6-4.0L	242			USEP8285
1996	L6-4.0L	242			USEP8285
1985-1987	L6-4.2L	256	External Pump		USEP8308
XJ12					
1994	V12-6.0L	364	Left Side Fuel Tank		USEP8249
1994	V12-6.0L	364	Right Fuel Tank		USEP8249
1995-1996	V12-6.0L	364			USEP8285
XJ6					
1988	L6-3.6L	217	External Pump		USEP8002
1988	L6-3.6L	217	In Tank Pump		USEP8224
1989	L6-3.6L	217	External Pump		USEP8002

Model Years	Engine Liters	Cubic Inches	Application Description	Fuel Pump Assembly	Fuel Pump Kit
1989	L6-3.6L	217	In Tank Pump		USEP8224
1990-1992	L6-4.0L	242	External Pump		USEP8002
1990-1992	L6-4.0L	242	Sovereign; External Pump		USEP8002
1990-1992	L6-4.0L	242	In Tank Pump		USEP8224
1990-1992	L6-4.0L	242	Sovereign; In Tank Pump		USEP8224
1991-1992	L6-4.0L	242	Sovereign		USEP8002
1991-1992	L6-4.0L	242			USEP8002
1993	L6-4.0L	242	AJ16 Desig.;		USEP8249
1993	L6-4.0L	242	Sovereign		USEP8249
1994	L6-4.0L	242			USEP8249
1995	L6-4.0L	242			USEP8285
1996	L6-4.0L	242	AJ16 Desig.		USEP8285
1996	L6-4.0L	242			USEP8285
1997	L6-4.0L	242	L		USEP8285
1997	L6-4.0L	242			USEP8285
1985-1987	L6-4.2L	256	External Pump		USEP8308
XJR					
1995-1997	L6-4.0L	242			USEP8285
XJRS					
1993	V12-6.0L	364			USEP8285
XJS					
1993	L6-4.0L	242			USEP8249
1994	L6-4.0L	242	2+2; AJ16 Desig.		USEP8249
1994	L6-4.0L	242	AJ16 Desig.		USEP8249
1985,1992	V12-5.3L	325	External Pump		USEP8308
1986-1988	V12-5.3L	325	External Pump		USEP8308
1987-1988	V12-5.3L	325	C; External Pump		USEP8308
1989-1990	V12-5.3L	325	Collection Rouge; External Pump		USEP8308
1989-1990	V12-5.3L	325	External Pump		USEP8308
1990-1991	V12-5.3L	325	Classic Collection; External Pump		USEP8308
1994	V12-6.0L	364	2+2; Left Side Fuel Tank		USEP8249
1994	V12-6.0L	364	2+2; Right Fuel Tank		USEP8249
1994	V12-6.0L	364	Left Side Fuel Tank		USEP8249
1994	V12-6.0L	364	Right Fuel Tank		USEP8249
XK8					
1997-1998	V8-4.0L	244			USEP8285
JEEP					
CHEROKEE					
1986	L4-2.5L	150	Chief; FI		USEP7001
1986	L4-2.5L	150	FI		USEP7001
1986	L4-2.5L	150	FI; Laredo		USEP7001
1986	L4-2.5L	150	FI; Pioneer		USEP7001
1987	L4-2.5L	150	Chief		USEP7001
1987	L4-2.5L	150	Laredo		USEP7001
1987	L4-2.5L	150	Pioneer		USEP7001
1987	L4-2.5L	150			USEP7001
1988	L4-2.5L	150	Chief		USEP7001
1988	L4-2.5L	150	Laredo		USEP7001
1988	L4-2.5L	150	Pioneer		USEP7001
1988	L4-2.5L	150			USEP7001
1989	L4-2.5L	150	Laredo		USEP7001
1989	L4-2.5L	150	Pioneer		USEP7001
1989	L4-2.5L	150	Sport		USEP7001
1990	L4-2.5L	150			USEP7001
1991-1993	L4-2.5L	150		USEP7072S	USEP7006A
1994-1995	L4-2.5L	150	SE		USEP8229
1996	L4-2.5L	150	SE	USEP12210S	USEP8335
1997	L4-2.5L	150	SE		USEP7154
1997-2000	L4-2.5L	150	Electronic; FI; SE	USEP7121M	
1998-2000	L4-2.5L	150			USEP7154
1998-2000	L4-2.5L	150	Classic; Electronic; FI	USEP7121M	
1998-2000	L4-2.5L	150	Electronic; FI; Limited	USEP7121M	
1998-2000	L4-2.5L	150	Electronic; FI; Sport	USEP7121M	
1987	L6-4.0L	242	Chief	USEP7072S	USEP7006A
1987	L6-4.0L	242	Laredo	USEP7072S	USEP7006A
1987	L6-4.0L	242	Limited	USEP7072S	USEP7006A
1987	L6-4.0L	242	Pioneer	USEP7072S	USEP7006A
1987	L6-4.0L	242		USEP7072S	USEP7006A



FUEL PUMP APPLICATION GUIDE

USMW
Professional Series

Model Years	Engine Liters	Cubic Inches	Application Description	Fuel Pump Assembly	Fuel Pump Kit
1987-1988	L6-4.0L	242	Chief; Electronic; FI; Front	USEP7091S	USEP7006A
1987-1990	L6-4.0L	242	Electronic; FI; Front	USEP7091S	USEP7006A
1987-1990	L6-4.0L	242	Electronic; FI; Front; Laredo	USEP7091S	USEP7006A
1987-1990	L6-4.0L	242	Electronic; FI; Front; Limited	USEP7091S	USEP7006A
1987-1990	L6-4.0L	242	Electronic; FI; Front; Pioneer	USEP7091S	USEP7006A
1988	L6-4.0L	242	Chief	USEP7072S	USEP7006A
1988	L6-4.0L	242	Laredo	USEP7072S	USEP7006A
1988	L6-4.0L	242	Limited	USEP7072S	USEP7006A
1988	L6-4.0L	242	Pioneer	USEP7072S	USEP7006A
1988	L6-4.0L	242		USEP7072S	USEP7006A
1989-1990	L6-4.0L	242	Laredo	USEP7072S	USEP7006A
1989-1990	L6-4.0L	242	Limited	USEP7072S	USEP7006A
1989-1990	L6-4.0L	242	Pioneer	USEP7072S	USEP7006A
1989-1990	L6-4.0L	242	Sport	USEP7072S	USEP7006A
1989-1990	L6-4.0L	242	Electronic; FI; Front; Sport	USEP7091S	USEP7006A
1990	L6-4.0L	242		USEP7072S	USEP7006A
1991-1992	L6-4.0L	242	Briarwood	USEP7072S	USEP7006A
1991-1992	L6-4.0L	242	Laredo	USEP7072S	USEP7006A
1991-1992	L6-4.0L	242	Limited	USEP7072S	USEP7006A
1991-1993	L6-4.0L	242	Sport	USEP7072S	USEP7006A
1991-1993	L6-4.0L	242		USEP7072S	USEP7006A
1993	L6-4.0L	242	Country	USEP7072S	USEP7006A
1994-1995	L6-4.0L	242	Country		USEP8229
1994-1995	L6-4.0L	242	SE		USEP8229
1994-1995	L6-4.0L	242	Sport		USEP8229
1996	L6-4.0L	242	Classic	USEP12210S	USEP8335
1996	L6-4.0L	242	Country	USEP12210S	USEP8335
1996	L6-4.0L	242	SE	USEP12210S	USEP8335
1996	L6-4.0L	242	Sport	USEP12210S	USEP8335
1997	L6-4.0L	242	Country		USEP7154
1997	L6-4.0L	242	SE		USEP7154
1997	L6-4.0L	242	Sport		USEP7154
1997	L6-4.0L	242	Country; Electronic; FI	USEP7121M	
1997-2001	L6-4.0L	242	Electronic; FI; SE	USEP7121M	
1997-2001	L6-4.0L	242	Electronic; FI; Sport	USEP7121M	
1998-2000	L6-4.0L	242			USEP7154
1998-2001	L6-4.0L	242	Classic; Electronic; FI	USEP7121M	
1998-2001	L6-4.0L	242	Electronic; FI; Limited	USEP7121M	
2001	L6-4.0L	242			USEP7154
CJ10					
1984-1985	L6-4.6L	282	SOLD IN MEXICO; 2BL		USEP8004
CJ5D					
1965-1971	L6-3.8L	232	SOLD IN MEXICO; 1BL		USEP8004
1965-1971	L6-4.2L	258	SOLD IN MEXICO; 1BL		USEP8004
1973-1985	L6-4.6L	282	SOLD IN MEXICO; 1BL		USEP8004
CJ5S					
1965-1971	L6-3.8L	232	SOLD IN MEXICO; 1BL		USEP8004
1965-1971	L6-4.2L	258	SOLD IN MEXICO; 1BL		USEP8004
CJ7					
1965-1974	L6-3.8L	232	SOLD IN MEXICO; 1BL		USEP8004
1975	L6-4.2L	258	SOLD IN MEXICO; 2BL		USEP8004
1965-1974	L6-4.2L	258	SOLD IN MEXICO; 1BL		USEP8004
1976-1978	L6-4.2L	258	SOLD IN MEXICO; 2BL		USEP8004
1975	L6-4.6L	282	SOLD IN MEXICO; 2BL		USEP8004
1973-1974	L6-4.6L	282	SOLD IN MEXICO; 1BL		USEP8004
1976-1985	L6-4.6L	282	SOLD IN MEXICO; 2BL		USEP8004
COMANCHE					
1986	L4-2.5L	150	Custom; FI		USEP7001
1986	L4-2.5L	150	FI		USEP7001
1987	L4-2.5L	150	Chief		USEP7001
1987	L4-2.5L	150	Laredo		USEP7001
1987	L4-2.5L	150	Pioneer		USEP7001
1987	L4-2.5L	150			USEP7001
1988	L4-2.5L	150	Chief		USEP7001
1988	L4-2.5L	150	Laredo		USEP7001
1988	L4-2.5L	150	Pioneer		USEP7001
1989-1990	L4-2.5L	150	Pioneer		USEP7001
1989-1990	L4-2.5L	150			USEP7001
1991	L4-2.5L	150	Pioneer	USEP7072S	USEP7006A

Model Years	Engine Liters	Cubic Inches	Application Description	Fuel Pump Assembly	Fuel Pump Kit
1991-1992	L4-2.5L	150		USEP7072S	USEP7006A
1987	L6-4.0L	242	Chief	USEP7072S	USEP7006A
1987	L6-4.0L	242	Laredo	USEP7072S	USEP7006A
1987	L6-4.0L	242	Pioneer	USEP7072S	USEP7006A
1987	L6-4.0L	242		USEP7072S	USEP7006A
1988	L6-4.0L	242	Chief	USEP7072S	USEP7006A
1988	L6-4.0L	242	Eliminator	USEP7072S	USEP7006A
1988	L6-4.0L	242	Laredo	USEP7072S	USEP7006A
1988	L6-4.0L	242	Pioneer	USEP7072S	USEP7006A
1989-1990	L6-4.0L	242	Eliminator	USEP7072S	USEP7006A
1989-1990	L6-4.0L	242	Pioneer	USEP7072S	USEP7006A
1989-1990	L6-4.0L	242		USEP7072S	USEP7006A
1991-1992	L6-4.0L	242	Eliminator	USEP7072S	USEP7006A
1991-1992	L6-4.0L	242	Pioneer	USEP7072S	USEP7006A
1991-1992	L6-4.0L	242		USEP7072S	USEP7006A
COMMANDER					
2006	V6-3.7L	226	65th Anniversary Edition	USEP7197M	USEP7206
2007	V6-3.7L	226		USEP7197M	USEP7206
2008-2009	V6-3.7L	226	Sport	USEP7197M	USEP7206
2006	V8-4.7L	285	65th Anniversary Edition	USEP7197M	USEP7206
2006	V8-4.7L	285	Limited	USEP7197M	USEP7206
2007	V8-4.7L	285	FLEX	USEP7197M	USEP7206
2007	V8-4.7L	285		USEP7197M	USEP7206
2007,2009	V8-4.7L	285	FLEX; Limited	USEP7197M	USEP7206
2007-2009	V8-4.7L	285	Limited	USEP7197M	USEP7206
2008	V8-4.7L	285	FLEX; Limited	USEP7197M	USEP7206
2008	V8-4.7L	285	FLEX; Sport	USEP7197M	USEP7206
2008-2009	V8-4.7L	285	Sport	USEP7197M	USEP7206
2009	V8-4.7L	285	FLEX; Sport	USEP7197M	USEP7206
2009	V8-4.7L	285	FLEX; Limited		USEP7206
2006	V8-5.7L	345	Limited	USEP7197M	USEP7206
2007-2008	V8-5.7L	345	Limited	USEP7197M	USEP7206
2007-2008	V8-5.7L	345	Overland	USEP7197M	USEP7206
2009	V8-5.7L	345	EZD Desig.; Limited	USEP7197M	USEP7206
2009	V8-5.7L	345	EZD Desig.; Overland	USEP7197M	USEP7206
COMPASS					
2007	L4-2.0L	122	ECN Desig.	USEP7220M	USEP8450
2008	L4-2.0L	122	ECN Desig.; Sport	USEP7220M	USEP8450
2009	L4-2.0L	122	ECN Desig.; Sport	USEP7220M	USEP8450
2007	L4-2.4L	144	FWD	USEP7220M	USEP8450
2007-2008	L4-2.4L	144	FWD; Limited	USEP7220M	USEP8450
2008	L4-2.4L	144	FWD; Sport	USEP7220M	USEP8450
2009	L4-2.4L	144	ED3 Desig.; FWD; Limited	USEP7220M	USEP8450
2009	L4-2.4L	144	ED3 Desig.; FWD; Sport	USEP7220M	USEP8450
2009	L4-2.4L	144	EDG Desig.; FWD; Limited	USEP7220M	USEP8450
2009	L4-2.4L	144	EDG Desig.; FWD; Sport	USEP7220M	USEP8450
GRAND CHEROKEE					
1993	L6-4.0L	242		USEP7055M	
1993-1994	L6-4.0L	242	Laredo	USEP7055M	
1993-1994	L6-4.0L	242	Limited	USEP7055M	
1994	L6-4.0L	242	SE	USEP7055M	
1995	L6-4.0L	242	Laredo	USEP7087M	
1995	L6-4.0L	242	Limited	USEP7087M	
1995	L6-4.0L	242	Orvis	USEP7087M	
1995	L6-4.0L	242	SE	USEP7087M	
1996	L6-4.0L	242	Laredo	USEP7099M	
1996	L6-4.0L	242	Limited	USEP7099M	
1997	L6-4.0L	242	Orvis	USEP7103M	USEP7154
1997-1998	L6-4.0L	242	TSi	USEP7103M	USEP7154
1997-1998	L6-4.0L	242	Laredo	USEP7103M	USEP7154
1997-1998	L6-4.0L	242	Limited	USEP7103M	USEP7154
1997-2000	L6-4.0L	242	Laredo		USEP7154
1997-2000	L6-4.0L	242	Limited		USEP7154
1999-2004	L6-4.0L	242	Laredo	USEP7127M	USEP7154
1999-2004	L6-4.0L	242	Limited	USEP7127M	USEP7154
2001-2004	L6-4.0L	242	Laredo		USEP7154
2001-2004	L6-4.0L	242	Limited		USEP7154
2002	L6-4.0L	242	Sport	USEP7127M	USEP7154
2004	L6-4.0L	241	SE		USEP7154



FUEL PUMP APPLICATION GUIDE

USMW
Professional Series

Model Years	Engine Liters	Cubic Inches	Application Description	Fuel Pump Assembly	Fuel Pump Kit
2004	L6-4.0L	242	Special Edition	USEP7127M	USEP7154
2005-2006	V6-3.7L	226	Laredo	USEP7197M	USEP7206
2006	V6-3.7L	226	65th Anniversary Edition	USEP7197M	USEP7206
2007-2009	V6-3.7L	226	Laredo	USEP7197M	USEP7206
1999-2001	V8-4.7L	287	Laredo	USEP7127M	USEP7154
1999-2001	V8-4.7L	287	Limited	USEP7127M	USEP7154
2001	V8-4.7L	287	Laredo		USEP7154
2001	V8-4.7L	287	Limited		USEP7154
2002	V8-4.7L	285	Sport	USEP7127M	USEP7154
2002-2004	V8-4.7L	285	Laredo	USEP7127M	USEP7154
2002-2004	V8-4.7L	285	Limited	USEP7127M	USEP7154
2002-2004	V8-4.7L	285	Overland	USEP7127M	USEP7154
2004	V8-4.7L	285	Special Edition	USEP7127M	USEP7154
2004	V8-4.7L	285	Laredo	USEP7127M	USEP7154
2005-2006	V8-4.7L	285	Laredo	USEP7197M	USEP7206
2005-2006	V8-4.7L	285	Limited	USEP7197M	USEP7206
2006	V8-4.7L	285	65th Anniversary Edition	USEP7197M	USEP7206
2007	V8-4.7L	285	FLEX; Laredo		USEP7207
2007	V8-4.7L	285	FLEX; Limited		USEP7207
2007,2009	V8-4.7L	285	FLEX; Laredo	USEP7197M	USEP7206
2007,2009	V8-4.7L	285	FLEX; Limited	USEP7197M	USEP7206
2007-2008	V8-4.7L	285	Laredo	USEP7197M	USEP7206
2007-2008	V8-4.7L	285	Limited	USEP7197M	USEP7206
2008	V8-4.7L	285	FLEX; Laredo	USEP7197M	USEP7206
2008	V8-4.7L	285	FLEX; Limited	USEP7197M	USEP7206
2009	V8-4.7L	285	FLEX; Laredo		USEP7206
2009	V8-4.7L	285	FLEX; Limited		USEP7206
1993	V8-5.2L	318		USEP7055M	
1993-1994	V8-5.2L	318	Laredo	USEP7055M	
1993-1994	V8-5.2L	318	Limited	USEP7055M	
1994	V8-5.2L	318	SE	USEP7055M	
1995	V8-5.2L	318	Laredo	USEP7087M	
1995	V8-5.2L	318	Limited	USEP7087M	
1995	V8-5.2L	318	Orvis	USEP7087M	
1995	V8-5.2L	318	SE	USEP7087M	
1996	V8-5.2L	318	Laredo	USEP7099M	
1996	V8-5.2L	318	Limited	USEP7099M	
1997	V8-5.2L	318	Orvis	USEP7103M	USEP7154
1997-1998	V8-5.2L	318	Laredo	USEP7103M	USEP7154
1997-1998	V8-5.2L	318	Limited	USEP7103M	USEP7154
1997-1998	V8-5.2L	318	TSI	USEP7103M	USEP7154
2005-2006	V8-5.7L	345	Limited	USEP7197M	USEP7206
2006	V8-5.7L	345	Overland	USEP7197M	USEP7206
2007-2008	V8-5.7L	345	Limited	USEP7197M	USEP7206
2007-2008	V8-5.7L	345	Overland	USEP7197M	USEP7206
2009	V8-5.7L	345	EZD Desig.; Overland	USEP7197M	USEP7206
1998	V8-5.9L	360	5.9 Limited	USEP7103M	USEP7154
2006	V8-6.1L	370	SRT8	USEP7197M	USEP7206
2007-2008	V8-6.1L	370	SRT8	USEP7197M	USEP7206
2009	V8-6.1L	370	SRT8	USEP7197M	USEP7206
GRAND CHEROKEE 2WD					
2008	V8-4.7L	287	SOLD IN MEXICO; SFI	USEP7197M	USEP7206
GRAND CHEROKEE 4WD					
1992	L6-4.0L	242	SOLD IN MEXICO; MFI	USEP7055M	
1992	V8-5.2L	318	SOLD IN MEXICO; MFI	USEP7055M	
GRAND WAGONEER					
1993	V8-5.2L	318		USEP7055M	
J100					
1980-1985	L6-4.6L	282	SOLD IN MEXICO; 1BL		USEP8004
1980-1985	L6-4.6L	282	SOLD IN MEXICO; 2BL		USEP8004
J162					
1968-1969	L6-3.8L	232	SOLD IN MEXICO; 1BL		USEP8004
1965-1969	L6-4.2L	258	SOLD IN MEXICO; 1BL		USEP8004
J164					
1967-1972	L6-3.8L	232	SOLD IN MEXICO; 1BL		USEP8004
1965-1972	L6-4.2L	258	SOLD IN MEXICO; 1BL		USEP8004
1973-1985	L6-4.6L	282	SOLD IN MEXICO; 1BL		USEP8004

Model Years	Engine Liters	Cubic Inches	Application Description	Fuel Pump Assembly	Fuel Pump Kit
J164V					
1967-1972	L6-3.8L	232	SOLD IN MEXICO; 1BL		USEP8004
1965-1972	L6-4.2L	258	SOLD IN MEXICO; 1BL		USEP8004
1973-1985	L6-4.6L	282	SOLD IN MEXICO; 1BL		USEP8004
J262S					
1968-1971	L6-3.8L	232	SOLD IN MEXICO; 1BL		USEP8004
1968-1971	L6-4.2L	258	SOLD IN MEXICO; 1BL		USEP8004
J264D					
1967	L6-3.8L	232	SOLD IN MEXICO; 1BL		USEP8004
1965-1972	L6-4.2L	258	SOLD IN MEXICO; 1BL		USEP8004
J364R					
1967-1972	L6-3.8L	232	SOLD IN MEXICO; 1BL		USEP8004
1973-1984	L6-4.6L	282	SOLD IN MEXICO; 1BL		USEP8004
LIBERTY					
2002	L4-2.4L	148	Renegade	USEP7162M	
2003	L4-2.4L	148	Primary	USEP7162M	
2005	L4-2.4L	148	Sport	USEP7199M	USEP7207
2002	V6-3.7L	226	Limited	USEP7162M	
2002	V6-3.7L	226	Sport	USEP7162M	
2003	V6-3.7L	226	Primary	USEP7162M	
2005	V6-3.7L	226	Rocky Mountain Edition	USEP7199M	USEP7207
2005-2006	V6-3.7L	226	Limited	USEP7199M	USEP7207
2005-2006	V6-3.7L	226	Renegade	USEP7199M	USEP7207
2005-2006	V6-3.7L	226	Sport	USEP7199M	USEP7207
2006	V6-3.7L	226	65th Anniversary Edition	USEP7199M	USEP7207
2007	V6-3.7L	226	Limited	USEP7199M	USEP7207
2007	V6-3.7L	226	Sport	USEP7199M	USEP7207
2008-2009	V6-3.7L	226	Limited	USEP7219M	
2008-2009	V6-3.7L	226	Sport	USEP7219M	
PATRIOT					
2007	L4-2.0L	122	ECN Desig.	USEP7220M	USEP8450
2008	L4-2.0L	122	ECN Desig.; Sport	USEP7220M	USEP8450
2009	L4-2.0L	122	ECN Desig.; Sport	USEP7220M	USEP8450
2007	L4-2.4L	144	FWD	USEP7220M	USEP8450
2007-2008	L4-2.4L	144	FWD; Limited	USEP7220M	USEP8450
2008	L4-2.4L	144	FWD; Sport	USEP7220M	USEP8450
2009	L4-2.4L	144	ED3 Desig.; FWD; Limited	USEP7220M	USEP8450
2009	L4-2.4L	144	ED3 Desig.; FWD; Sport	USEP7220M	USEP8450
2009	L4-2.4L	144	EDG Desig.; FWD; Limited	USEP7220M	USEP8450
2009	L4-2.4L	144	EDG Desig.; FWD; Sport	USEP7220M	USEP8450
PATRIOT 2WD					
2010-2013	L4-2.4L	144	SOLD IN MEXICO; SFI DOHC		USEP2518
TJ					
2003	L4-2.4L	148	SE	USEP7156M	USEP7154
2003-2004	L6-4.0L	242	Rubicon	USEP7156M	USEP7154
2003-2004	L6-4.0L	242	Sahara	USEP7156M	USEP7154
2003-2004	L6-4.0L	242	Sport	USEP7156M	USEP7154
WAGONEER					
1986	L4-2.5L	150	FI; Limited		USEP7001
1987	L4-2.5L	150	Limited		USEP7001
1987	L4-2.5L	150			USEP7001
1987	L6-4.0L	242	Limited	USEP7072S	USEP7006A
1987	L6-4.0L	242		USEP7072S	USEP7006A
1987	L6-4.0L	242	Electronic; FI; Front	USEP7091S	USEP7006A
1987-1990	L6-4.0L	242	Electronic; FI; Front; Limited	USEP7091S	USEP7006A
1988-1990	L6-4.0L	242		USEP7072S	USEP7006A
1976-1985	L6-4.6L	282	SOLD IN MEXICO; 2BL		USEP8004
WRANGLER					
2003-2004	L4-2.4L	148	SE	USEP7156M	USEP7154
2005-2006	L4-2.4L	148	SE	USEP7200M	USEP7207
1987-1988	L4-2.5L	150	FI; 14.5 Gallon Fuel Tank		USEP7001
1987-1988	L4-2.5L	150	FI; 20 Gallon Fuel Tank		USEP7001
1987-1988	L4-2.5L	150	FI; Laredo; 14.5 Gallon Fuel Tank		USEP7001
1987-1988	L4-2.5L	150	FI; Laredo; 20 Gallon Fuel Tank		USEP7001
1987-1988	L4-2.5L	150	FI; Sport; 14.5 Gallon Fuel Tank		USEP7001
1987-1988	L4-2.5L	150	FI; Sport; 20 Gallon Fuel Tank		USEP7001
1988	L4-2.5L	150	FI; S; 14.5 Gallon Fuel Tank		USEP7001
1988	L4-2.5L	150	FI; S; 20 Gallon Fuel Tank		USEP7001



FUEL PUMP APPLICATION GUIDE

USMW
Professional Series

Model Years	Engine Liters	Cubic Inches	Application Description	Fuel Pump Assembly	Fuel Pump Kit
1988	L4-2.5L	150	Fi; Sahara; 14.5 Gallon Fuel Tank		USEP7001
1988	L4-2.5L	150	Fi; Sahara; 20 Gallon Fuel Tank		USEP7001
1989-1990	L4-2.5L	150	Fi; 20 Gallon Fuel Tank		USEP7001
1989-1990	L4-2.5L	150	Fi; Islander; 14.5 Gallon Fuel Tank		USEP7001
1989-1990	L4-2.5L	150	Fi; Islander; 20 Gallon Fuel Tank		USEP7001
1989-1990	L4-2.5L	150	Fi; Sahara; 14.5 Gallon Fuel Tank		USEP7001
1989-1990	L4-2.5L	150	Fi; Sahara; 20 Gallon Fuel Tank		USEP7001
1991	L4-2.5L	150	Limited; 15 Gallon Fuel Tank		USEP8335
1991	L4-2.5L	150	Limited; 20 Gallon Fuel Tank		USEP8335
1991	L4-2.5L	150	Sahara; 15 Gallon Fuel Tank		USEP8335
1991	L4-2.5L	150	Sahara; 20 Gallon Fuel Tank		USEP8335
1991,1993	L4-2.5L	150	Islander; 15 Gallon Fuel Tank		USEP8335
1991,1993	L4-2.5L	150	Islander; 20 Gallon Fuel Tank		USEP8335
1991-1994	L4-2.5L	150	S; 15 Gallon Fuel Tank		USEP8335
1991-1994	L4-2.5L	150	S; 20 Gallon Fuel Tank		USEP8335
1992	L4-2.5L	150	15 Gallon Fuel Tank		USEP8335
1992	L4-2.5L	150	20 Gallon Fuel Tank		USEP8335
1995	L4-2.5L	150	Rio Grande; 15 Gallon Fuel Tank		USEP8335
1995	L4-2.5L	150	Rio Grande; 20 Gallon Fuel Tank		USEP8335
1995	L4-2.5L	150	SE; 15 Gallon Fuel Tank		USEP8335
1995	L4-2.5L	150	SE; 20 Gallon Fuel Tank		USEP8335
1997	L4-2.5L	150	Sold in Mexico		USEP7154
1997-1998	L4-2.5L	150	SE; 19 Gallon Fuel Tank	USEP7115M	USEP7154
1997-1998	L4-2.5L	150	SE; 15 Gallon Fuel Tank	USEP7122M	USEP7154
1999-2002	L4-2.5L	150	SE	USEP7115M	USEP7154
1991	L6-4.0L	242	Limited; 15 Gallon Fuel Tank		USEP8335
1991	L6-4.0L	242	Limited; 20 Gallon Fuel Tank		USEP8335
1991-1993	L6-4.0L	242	Islander; 15 Gallon Fuel Tank		USEP8335
1991-1993	L6-4.0L	242	Islander; 20 Gallon Fuel Tank		USEP8335
1991-1994	L6-4.0L	242	Renegade; 15 Gallon Fuel Tank		USEP8335
1991-1994	L6-4.0L	242	Renegade; 20 Gallon Fuel Tank		USEP8335
1991-1995	L6-4.0L	242	Sahara; 15 Gallon Fuel Tank		USEP8335
1991-1995	L6-4.0L	242	Sahara; 20 Gallon Fuel Tank		USEP8335
1992	L6-4.0L	242	15 Gallon Fuel Tank		USEP8335
1992	L6-4.0L	242	20 Gallon Fuel Tank		USEP8335
1994-1995	L6-4.0L	242	SE; 15 Gallon Fuel Tank		USEP8335
1994-1995	L6-4.0L	242	SE; 20 Gallon Fuel Tank		USEP8335
1997	L6-4.0L	242	Sahara; 19 Gallon Fuel Tank	USEP7115M	USEP7154
1997	L6-4.0L	242	Sahara; 15 Gallon Fuel Tank	USEP7122M	USEP7154
1997-1999	L6-4.0L	242	Sport; 19 Gallon Fuel Tank	USEP7115M	USEP7154
1997-1999	L6-4.0L	242	Sport; 15 Gallon Fuel Tank	USEP7122M	USEP7154
2000-2002	L6-4.0L	242	Sport	USEP7115M	
2000-2004	L6-4.0L	242	Sport		USEP7154
2002	L6-4.0L	242	Sahara	USEP7115M	
2002	L6-4.0L	242		USEP7115M	
2002-2004	L6-4.0L	242	Sahara		USEP7154
2002-2004	L6-4.0L	242			USEP7154
2003	L6-4.0L	241	Rubicon	USEP7156M	USEP7154
2003-2004	L6-4.0L	241	X	USEP7156M	USEP7154
2003-2004	L6-4.0L	242	Rubicon	USEP7156M	USEP7154
2003-2004	L6-4.0L	242	Sahara	USEP7156M	USEP7154
2003-2004	L6-4.0L	242	Sport	USEP7156M	USEP7154
2003-2004	L6-4.0L	242	X	USEP7156M	USEP7154
2004	L6-4.0L	242	Unlimited	USEP7156M	USEP7154
2005-2006	L6-4.0L	242	Rubicon	USEP7200M	USEP7207
2005-2006	L6-4.0L	242	Sport	USEP7200M	USEP7207
2005-2006	L6-4.0L	242	Unlimited	USEP7200M	USEP7207
2005-2006	L6-4.0L	242	Unlimited Rubicon	USEP7200M	USEP7207
2005-2006	L6-4.0L	242		USEP7200M	USEP7207
2006	L6-4.0L	242	65th Anniversary Edition	USEP7200M	USEP7207
2006	L6-4.0L	242	SE	USEP7200M	USEP7207
2009	V6-3.8L	231	Rubicon		USEP8450
2009	V6-3.8L	231	Sahara		USEP8450
2009	V6-3.8L	231	Unlimited Rubicon		USEP8450
2009	V6-3.8L	231	Unlimited Sahara		USEP8450
2009	V6-3.8L	231	Unlimited X		USEP8450
2009	V6-3.8L	231	X		USEP8450
WRANGLER UNLIMITED X 2WD					
2010	L6-3.8L	231	SOLD IN MEXICO; SFI OHV		USEP2518

Model Years	Engine Liters	Cubic Inches	Application Description		Fuel Pump Assembly	Fuel Pump Kit
WRANGLER UNLTD ALTIT. 4WD						
2012	L6-3.6L	220	SOLD IN MEXICO; FI			USEP2518
WRANGLER UNLTD MOUNT. 4WD						
2012	L6-3.6L	220	SOLD IN MEXICO; FI			USEP2518
WRANGLER X 4WD						
2010	L6-3.8L	231	SOLD IN MEXICO; SFI OHV			USEP2518
KIA						
AMANTI						
2004-2006	V6-3.5L	215				USEP8335
2007-2008	V6-3.8L	230				USEP8804
2009	V6-3.8L	230				USEP8804
BORREGO						
2009	V6-3.8L	230	EX			USEP8804
2009	V6-3.8L	230	LX			USEP8804
2009	V8-4.6L	281	EX			USEP8335
2009	V8-4.6L	281	LX			USEP8335
OPTIMA						
2001	L4-2.4L	146	From 06/01/01			USEP8229
2001	L4-2.4L	146	To 06/01/01			USEP8335
2002	L4-2.4L	146	From 08/13/02			USEP8335
2002	L4-2.4L	146	To 08/13/02			USEP8335
2003	L4-2.4L	146				USEP8335
2004	L4-2.4L	146				USEP8229
2004	L4-2.4L	146	Optional		USEP8673M	USEP8335
2005-2006	L4-2.4L	146	EX			USEP8229
2005-2006	L4-2.4L	146	LX			USEP8229
2005-2006	L4-2.4L	146	EX; Optional		USEP8673M	USEP8335
2005-2006	L4-2.4L	146	LX; Optional		USEP8673M	USEP8335
2006	L4-2.4L	146	EX		USEP8673M	USEP8229
2006	L4-2.4L	146	LX		USEP8673M	USEP8229
2007-2008	L4-2.4L	146	EX			USEP8804
2007-2008	L4-2.4L	146	LX			USEP8804
2009	L4-2.4L	146	EX			USEP8804
2009	L4-2.4L	146	LX			USEP8804
2001	V6-2.5L	151	From 06/01/01			USEP8229
2001	V6-2.5L	151	To 06/01/01			USEP8335
2002	V6-2.7L	167	From 08/13/02			USEP8229
2002	V6-2.7L	167	To 08/13/02			USEP8335
2003-2004	V6-2.7L	167				USEP8229
2005	V6-2.7L	167	EX			USEP8229
2005	V6-2.7L	167	LX			USEP8229
2006	V6-2.7L	167	EX			USEP8335
2006	V6-2.7L	167	LX			USEP8335
2006-2009	V6-2.7L	167	EX			USEP8804
2006-2009	V6-2.7L	167	LX			USEP8804
2009	V6-2.7L	167	SX			USEP8804
RIO						
2001	L4-1.5L	91			USEP8420M	
2002	L4-1.5L	91	Cinco		USEP8420M	
2002	L4-1.5L	91			USEP8420M	
2004-2005	L4-1.6L	97	Cinco		USEP8636M	
2004-2005	L4-1.6L	97			USEP8636M	
2006-2009	L4-1.6L	97	LX			USEP12019
2006-2009	L4-1.6L	97				USEP12019
2007	L4-1.6L	97	SX			USEP8335
2008-2009	L4-1.6L	97	SX			USEP12019
RIO5						
2006-2007	L4-1.6L	97				USEP12019
2008	L4-1.6L	97	SX			USEP8335
2008-2009	L4-1.6L	97	LX			USEP12019
2009	L4-1.6L	97	SX			USEP12019
RONDO						
2007-2008	L4-2.4L	146	EX			USEP8335
2007-2008	L4-2.4L	146	LX			USEP8335
2008	L4-2.4L	146	EX Premium			USEP8335
2009	L4-2.4L	146	EX			USEP8335
2007-2009	V6-2.7L	167	EX			USEP8804



FUEL PUMP APPLICATION GUIDE

USMW
Professional Series

Model Years	Engine Liters	Cubic Inches	Application Description	Fuel Pump Assembly	Fuel Pump Kit
2007-2009	V6-2.7L	167	LX		USEP8804
SEDONA					
2002	V6-3.5L	215		USEP8661M	
2003	V6-3.5L	215	From 03/21/03	USEP8482M	
2003	V6-3.5L	215	To 03/21/03	USEP8661M	
2003-2004	V6-3.5L	215		USEP8482M	
2005	V6-3.5L	215	EX	USEP8482M	
2005	V6-3.5L	215	LX	USEP8482M	
SEPHIA					
1995	L4-1.6L	97	GS; Late		USEP8229
1995	L4-1.6L	97	LS; Late		USEP8229
1995	L4-1.6L	97	RS; Late		USEP8229
1996	L4-1.6L	97	GS		USEP8229
1996-1997	L4-1.6L	97	LS		USEP8229
1996-1997	L4-1.6L	97	RS		USEP8229
1995	L4-1.8L	109	GS; Calif (Early)	USEP8401H	USEP8229
1995	L4-1.8L	109	GS; Calif (Late)	USEP8401H	USEP8229
1995	L4-1.8L	109	LS; Calif (Early)	USEP8401H	USEP8229
1995	L4-1.8L	109	LS; Calif (Late)	USEP8401H	USEP8229
1995	L4-1.8L	109	GS; Exc.Calif (Late)		USEP8229
1995	L4-1.8L	109	LS; Exc.Calif (Late)		USEP8229
1996	L4-1.8L	109	GS; Early		USEP8229
1996	L4-1.8L	109	GS; Late		USEP8229
1996	L4-1.8L	109	LS; Early		USEP8229
1996	L4-1.8L	109	LS; Late		USEP8229
1996	L4-1.8L	109	RS; Early		USEP8229
1996	L4-1.8L	109	RS; Late		USEP8229
1997	L4-1.8L	109	GS		USEP8229
1997	L4-1.8L	109	LS		USEP8229
1997	L4-1.8L	109	RS		USEP8229
1998-1999	L4-1.8L	109	LS	USEP8393M	
1998-1999	L4-1.8L	109		USEP8393M	
2000	L4-1.8L	109		USEP8421M	
2000-2001	L4-1.8L	109	LS	USEP8408M	
2000-2001	L4-1.8L	109		USEP8408M	
2001	L4-1.8L	109	From 07/01/00	USEP8421M	
2001	L4-1.8L	109	To 07/01/00	USEP8421M	
SORENTO					
2003-2004	V6-3.5L	215		USEP8520M	
SPECTRA					
2000-2003	L4-1.8L	109		USEP8421M	
2004	L4-1.8L	109	5BP Desig.; LS	USEP8421M	
2004-2005	L4-2.0L	122	LX		USEP8335
2004-2006	L4-2.0L	122	EX		USEP8335
2005-2006	L4-2.0L	122	SX		USEP8335
2007	L4-2.0L	122	EX		USEP8804
2007	L4-2.0L	122	LX		USEP8804
2007	L4-2.0L	122	SX		USEP8804
2008	L4-2.0L	122	SX		USEP8335
2008	L4-2.0L	122	EX		USEP8804
2008-2009	L4-2.0L	122	LX		USEP8804
2008-2009	L4-2.0L	122	SX		USEP8804
2009	L4-2.0L	122	EX		USEP8335
2009	L4-2.0L	122	EX; To 2/04/2008		USEP8335
2009	L4-2.0L	122	EX; from 2/4/2008		USEP8804
2009	L4-2.0L	122	SX		USEP8804
SPECTRA5					
2005-2006	L4-2.0L	122			USEP8335
2007	L4-2.0L	122			USEP8804
2008	L4-2.0L	122	SX; To 2/04/2008		USEP8335
2008	L4-2.0L	122	SX; from 2/4/2008		USEP8804
2008-2009	L4-2.0L	122	SX		USEP8804
2009	L4-2.0L	122	SX		USEP8804
SPORTAGE					
1995	L4-2.0L	122			USEP2068
1996	L4-2.0L	122			USEP2068
1997-1998	L4-2.0L	122			USEP8229
1999	L4-2.0L	122	From 02/08/99		USEP8229
1999	L4-2.0L	122	To 02/08/99		USEP8229

Model Years	Engine Liters	Cubic Inches		Application Description	Fuel Pump Assembly	Fuel Pump Kit
2005-2008	L4-2.0L	122	LX			USEP8335
2005-2008	V6-2.7L	167	EX			USEP8335
2005-2008	V6-2.7L	167	LX			USEP8335
2009	V6-2.7L	167	EX			USEP8335
2009	V6-2.7L	167	LX			USEP8335
LEXUS						
ES250						
1990-1991	V6-2.5L	151				USEP8023
ES300						
1992-1993	V6-3.0L	182				USEP8213
1994-1995	V6-3.0L	182				USEP8213
1996-1998	V6-3.0L	182				USEP8213
1999-2003	V6-3.0L	182				USEP8213
ES330						
2004-2006	V6-3.3L	202				USEP8213
ES350						
2007-2009	V6-3.5L	215				USEP8213
GS300						
1993-1997	L6-3.0L	182				USEP8240
1998-2005	L6-3.0L	182				USEP8382
GS400						
1998-2000	V8-4.0L	242				USEP8382
GS430						
2001-2005	V8-4.3L	262				USEP8451
GX470						
2003-2004	V8-4.7L	285				USEP8501
IS300						
2001	L6-3.0L	182				USEP8382
2002-2005	L6-3.0L	182	Sportcross			USEP8382
2002-2005	L6-3.0L	182				USEP8382
LS400						
1990-1995	V8-4.0L	242				USEP8119
1996-2000	V8-4.0L	242				USEP8119
LS430						
2001-2005	V8-4.3L	262				USEP8451
LX450						
1996-1997	L6-4.5L	273				USEP8240
LX470						
1998-2007	V8-4.7L	285				USEP8240
RX300						
1999-2003	V6-3.0L	182				USEP8404
RX330						
2004-2006	V6-3.3L	202	Exc.Japan Built Vehicle			USEP8513
2004-2006	V6-3.3L	202	Japan Built Vehicle			USEP8516
RX400H						
2006-2007	V6-3.3L	202				USEP8404
SC300						
1992	L6-3.0L	182	From 01/92			USEP8240
1992	L6-3.0L	182	To 01/92			USEP8240
1993	L6-3.0L	182	From 03/93			USEP8240
1993	L6-3.0L	182	To 03/93			USEP8240
1994-2000	L6-3.0L	182				USEP8240
SC400						
1992	V8-4.0L	242	From 01/92			USEP8240
1992	V8-4.0L	242	To 01/92			USEP8240
1993	V8-4.0L	242	From 03/93			USEP8240
1993	V8-4.0L	242	To 03/93			USEP8240
1994-1995	V8-4.0L	242				USEP8240
1996-2000	V8-4.0L	242				USEP8240
SC430						
2002-2009	V8-4.3L	262				USEP8451
LINCOLN						
AVIATOR						
2003	V8-4.6L	281	To 12/10/2002			USEP2068
2003	V8-4.6L	281	FROM 12/10/2002		USEP2354M	
2004-2005	V8-4.6L	281			USEP2354M	



FUEL PUMP APPLICATION GUIDE

USMW
Professional Series

Model Years	Engine Liters	Cubic Inches	Application Description	Fuel Pump Assembly	Fuel Pump Kit
BLACKWOOD					
2002	V8-5.4L	330		USEP2316S	USEP2068
CONTINENTAL					
1985	L6-2.4L	146	DIESEL; Turbocharged; External Pump		USEP2324
1988-1990	V6-3.8L	232		USEP2077S	USEP2042
1988-1993	V6-3.8L	232	Signature	USEP2077S	USEP2042
1991-1993	V6-3.8L	232	Executive	USEP2077S	USEP2042
1994	V6-3.8L	232	Executive; From 01/94	USEP2077S	USEP2042
1994	V6-3.8L	232	Executive; To 01/94	USEP2077S	USEP2042
1994	V6-3.8L	232	Signature; From 01/94	USEP2077S	USEP2042
1994	V6-3.8L	232	Signature; To 01/94	USEP2077S	USEP2042
1995	V8-4.6L	281		USEP2186M	
1996	V8-4.6L	281	Anniversary	USEP2186M	
1997	V8-4.6L	281		USEP2187M	USEP2187
1999-2002	V8-4.6L	281		USEP2249M	
1980	V8-5.0L	302			USEP2182
1985	V8-5.0L	302		USEP2100H	USEP2024
1986	V8-5.0L	302		USEP2100H	USEP2024
1987	V8-5.0L	302	Givenchy		USEP2024
1987	V8-5.0L	302			USEP2024
LS					
2000-2002	V6-3.0L	182		USEP2274M	
2003-2004	V6-3.0L	182		USEP2388M	
2005	V6-3.0L	182	Appearance	USEP2388M	
2000-2002	V8-3.9L	242		USEP2274M	
2003-2004	V8-3.9L	242		USEP2388M	
2005	V8-3.9L	242	Ultimate	USEP2388M	
MARK LT					
2006-2007	V8-5.4L	330		USEP2436M	
2008	V8-5.4L	330	w/ 138.5 In. Wheel	USEP2434M	USEP2158
2008	V8-5.4L	330	w/ 150.5 In. Wheel; (Extended Range Fuel Tank)	USEP2436M	
2008	V8-5.4L	330	w/ 150.5 In. Wheel; (Exc.Extended Range Fuel Tank)	USEP2441M	
MARK VI					
1981-1983	V8-5.0L	302			USEP2182
MARK VII					
1985	L6-2.4L	146	DIESEL; Turbocharged; External Pump		USEP2324
1985	V8-5.0L	302		USEP2100H	USEP2024
1985	V8-5.0L	302	LSC		USEP2024
1986	V8-5.0L	302	Bill Blass	USEP2100H	USEP2024
1986-1987	V8-5.0L	302	Bill Blass		USEP2024
1986-1987	V8-5.0L	302	LSC	USEP2084H	USEP2044
1987	V8-5.0L	302			USEP2024
1988-1992	V8-5.0L	302	Bill Blass	USEP2084H	USEP2044
1988-1992	V8-5.0L	302	LSC	USEP2084H	USEP2044
MARK VIII					
1993-1996	V8-4.6L	281		USEP2070H	
1997-1998	V8-4.6L	281	LSC	USEP2194M	
1997-1998	V8-4.6L	281		USEP2194M	
NAVIGATOR					
1998	V8-5.4L	330	4WD	USEP2201S	USEP2158
1998	V8-5.4L	330	RWD	USEP2201S	USEP2158
1999	V8-5.4L	330			USEP2158
1999,2001	V8-5.4L	330	4WD	USEP2253S	USEP2254
1999,2001	V8-5.4L	330	RWD	USEP2253S	USEP2254
2000	V8-5.4L	330	4WD	USEP2253S	USEP2254
2000	V8-5.4L	330	RWD		USEP2254
2000,2002	V8-5.4L	330	4WD	USEP2253S	USEP2254
2000,2002	V8-5.4L	330	RWD	USEP2253S	USEP2254
2001	V8-5.4L	330	4WD	USEP2253S	USEP2254
2001	V8-5.4L	330	RWD	USEP2253S	USEP2254
2003-2004	V8-5.4L	330		USEP2362M	
2005	V8-5.4L	330		USEP2443M	
2006	V8-5.4L	330	Luxury	USEP2443M	
2006	V8-5.4L	330	Ultimate	USEP2443M	
TOWN CAR					
1991-1992	V8-4.6L	281	Cartier	USEP2121H	USEP2044
1991-1992	V8-4.6L	281	Executive	USEP2121H	USEP2044
1991-1992	V8-4.6L	281	Touring Edition	USEP2121H	USEP2044

Model Years	Engine Liters	Cubic Inches	Application Description	Fuel Pump Assembly	Fuel Pump Kit
1993	V8-4.6L	281	Jack Nicklaus	USEP2122H	USEP2068
1993-1994	V8-4.6L	281	Cartier	USEP2122H	USEP2068
1993-1994	V8-4.6L	281	Executive	USEP2122H	USEP2068
1993-1994	V8-4.6L	281	Touring Edition	USEP2122H	USEP2068
1994	V8-4.6L	281	Tournament Edition	USEP2122H	USEP2068
1995	V8-4.6L	281	Touring Edition	USEP2113H	USEP2378
1995-1996	V8-4.6L	281	Sold in Mexico		USEP2068
1995-1996	V8-4.6L	281	Cartier	USEP2113H	USEP2378
1995-1996	V8-4.6L	281	Executive	USEP2113H	USEP2378
1996	V8-4.6L	281	Anniversary	USEP2113H	USEP2378
1996	V8-4.6L	281	Signature	USEP2113H	USEP2378
1997	V8-4.6L	281	Touring Edition	USEP2163H	USEP2374
1997	V8-4.6L	281	Cartier	USEP2163H	USEP2374
1997	V8-4.6L	281	Executive	USEP2163H	USEP2374
1997	V8-4.6L	281	Signature	USEP2163H	USEP2374
1998	V8-4.6L	281	Cartier	USEP2272S	USEP2374
1998	V8-4.6L	281	Executive	USEP2272S	USEP2374
1998	V8-4.6L	281	Signature	USEP2272S	USEP2374
1999	V8-4.6L	281		USEP2272S	USEP2374
2000	V8-4.6L	281	Cartier; Optional	USEP2272S	USEP2374
2000	V8-4.6L	281	Cartier; Standard	USEP2272S	USEP2374
2000	V8-4.6L	281	Executive; Optional	USEP2272S	USEP2374
2000	V8-4.6L	281	Executive; Standard	USEP2272S	USEP2374
2000	V8-4.6L	281	Signature; Optional	USEP2272S	USEP2374
2000	V8-4.6L	281	Signature; Standard	USEP2272S	USEP2374
2001-2002	V8-4.6L	281	Cartier L		USEP2375
2001-2002	V8-4.6L	281	Executive L		USEP2375
2001-2002	V8-4.6L	281	Signature		USEP2375
2003	V8-4.6L	281	Cartier L	USEP2336S	USEP2337
2003	V8-4.6L	281	Executive Protection Series	USEP2336S	USEP2337
2003	V8-4.6L	281	Signature	USEP2336S	USEP2337
2004	V8-4.6L	281	Executive		USEP2157
2004	V8-4.6L	281	Executive L		USEP2157
2004	V8-4.6L	281	Signature		USEP2157
2004	V8-4.6L	281	Ultimate		USEP2157
2004	V8-4.6L	281	Ultimate L		USEP2157
2005	V8-4.6L	281	Executive	USEP2449S	USEP2337
2005	V8-4.6L	281	Executive L	USEP2449S	USEP2337
2005	V8-4.6L	281	Signature	USEP2449S	USEP2337
2005	V8-4.6L	281	Signature L	USEP2449S	USEP2337
2005	V8-4.6L	281	Signature Limited	USEP2449S	USEP2337
2006-2007	V8-4.6L	281	Designer Series	USEP2449S	USEP2337
2006-2007	V8-4.6L	281	Designer Series; FLEX	USEP2449S	USEP2337
2006-2007	V8-4.6L	281	Executive L; FLEX	USEP2449S	USEP2337
2006-2007	V8-4.6L	281	Executive; FLEX	USEP2449S	USEP2337
2006-2007	V8-4.6L	281	FLEX; Signature	USEP2449S	USEP2337
2006-2007	V8-4.6L	281	FLEX; Signature L	USEP2449S	USEP2337
2006-2007	V8-4.6L	281	FLEX; Signature Limited	USEP2449S	USEP2337
2006-2007	V8-4.6L	281	Signature	USEP2449S	USEP2337
2006-2008	V8-4.6L	281	Executive	USEP2449S	USEP2337
2006-2008	V8-4.6L	281	Executive L	USEP2449S	USEP2337
2006-2008	V8-4.6L	281	Signature L	USEP2449S	USEP2337
2006-2008	V8-4.6L	281	Signature Limited	USEP2449S	USEP2337
1981-1984	V8-5.0L	302			USEP2182
1985	V8-5.0L	302	External Pump		USEP2484
1986	V8-5.0L	302	External Pump; From 05/86		USEP2182
1986	V8-5.0L	302	External Pump; To 05/86		USEP2182
1987-1989	V8-5.0L	302	Cartier; External Pump	USEP2085H	USEP2182
1987-1989	V8-5.0L	302	External Pump	USEP2085H	USEP2182
1987-1989	V8-5.0L	302	Signature; External Pump	USEP2085H	USEP2182
1989	V8-5.0L	302	Signature SE; External Pump	USEP2085H	USEP2182
1990	V8-5.0L	302	Cartier; Exc.Campaign CP-4697	USEP2059MN	USEP2044
1990	V8-5.0L	302	Executive; Exc.Campaign CP-4697	USEP2059MN	USEP2044
1990	V8-5.0L	302	Touring Edition; Exc.Campaign CP-4697	USEP2059MN	USEP2044
1990	V8-5.0L	302	Cartier	USEP2123S	USEP2059
1990	V8-5.0L	302	Executive	USEP2123S	USEP2059
1990	V8-5.0L	302	Touring Edition	USEP2123S	USEP2059
ZEPHYR					
2006	V6-3.0L	183		USEP2458M	

APPLICATIONS



FUEL PUMP APPLICATION GUIDE

USMW
Professional Series

Model Years	Engine Liters	Cubic Inches	Application Description	Fuel Pump Assembly	Fuel Pump Kit
MAZDA					
323					
1986-1987	L4-1.6L	97			USEP8023
1988	L4-1.6L	97	B6T Desig.; FWD; GT; Turbocharged		USEP8023
1988	L4-1.6L	97	DX		USEP8023
1989	L4-1.6L	97	B6T Desig.; GTX; Turbocharged		USEP8023
1989	L4-1.6L	97	LX		USEP8023
1990-1991	L4-1.6L	97	SE		USEP8023
1990-1991	L4-1.6L	97			USEP8023
1992-1993	L4-1.6L	97	SE		USEP8229
1992-1994	L4-1.6L	97			USEP8229
626					
1986-1987	L4-2.0L	122	GT; Turbocharged		USEP8023
1986-1987	L4-2.0L	122	LX		USEP8023
1993	L4-2.0L	122	DX		USEP8229
1993	L4-2.0L	122	LX		USEP8229
1994	L4-2.0L	122	DX		USEP8229
1994	L4-2.0L	122	LX		USEP8229
1995	L4-2.0L	122	DX; Early	USEP2156H	USEP2068
1995	L4-2.0L	122	DX; Late	USEP2156H	USEP2068
1995	L4-2.0L	122	LX; Early	USEP2156H	USEP2068
1995	L4-2.0L	122	LX; Late	USEP2156H	USEP2068
1996-1997	L4-2.0L	122	DX	USEP2118H	USEP2068
1996-1997	L4-2.0L	122	LX	USEP2118H	USEP2068
1998	L4-2.0L	122	DX		USEP2157
1998,2002	L4-2.0L	122	LX		USEP2157
1999-2001	L4-2.0L	122			USEP2157
1988	L4-2.2L	134	Turbo 4WS; Turbocharged; 2-Wheel Steering		USEP8023
1988-1991	L4-2.2L	134	DX		USEP8023
1989	L4-2.2L	134	Turbo; Turbocharged		USEP8023
1990-1991	L4-2.2L	134	GT; Turbocharged		USEP8023
1990-1991	L4-2.2L	134	LX		USEP8023
1991	L4-2.2L	134	LE		USEP8023
1992	L4-2.2L	134	DX		USEP8023
1992	L4-2.2L	134	LX		USEP8023
1993	V6-2.5L	151	ES		USEP8229
1994	V6-2.5L	151	ES		USEP8229
1994	V6-2.5L	151	LX		USEP8229
1995	V6-2.5L	151	ES; Early	USEP2156H	USEP2068
1995	V6-2.5L	151	ES; Late	USEP2156H	USEP2068
1995	V6-2.5L	151	LX; Early	USEP2156H	USEP2068
1995	V6-2.5L	151	LX; Late	USEP2156H	USEP2068
1996-1997	V6-2.5L	151	ES	USEP2118H	USEP2068
1996-1997	V6-2.5L	151	LX	USEP2118H	USEP2068
1998,2002	V6-2.5L	151	ES		USEP2157
1998,2002	V6-2.5L	151	LX		USEP2157
1999-2001	V6-2.5L	151			USEP2157
929					
1988-1989	V6-3.0L	182			USEP8023
1990-1991	V6-3.0L	182	S		USEP8023
1990-1991	V6-3.0L	182			USEP8023
1992-1995	V6-3.0L	182			USEP8229
B2000					
1979-1984	L4-2.0L	122	In-Line		USEP8016SP
B2200					
1987-1989	L4-2.2L	134	Extended Cab Pickup; w/ Automatic Trans.		USEP8237
1987-1989	L4-2.2L	134	Standard Cab Pickup; w/ Automatic Trans.		USEP8237
1990	L4-2.2L	134	Extended Cab Pickup; FI; From 04/01/90		USEP8023
1990	L4-2.2L	134	Extended Cab Pickup; FI; To 04/01/90		USEP8023
1990	L4-2.2L	134	FI; From 04/01/90		USEP8023
1990	L4-2.2L	134	FI; Standard Cab Pickup; From 04/01/90		USEP8023
1990	L4-2.2L	134	FI; Standard Cab Pickup; To 04/01/90		USEP8023
1990	L4-2.2L	134	FI; To 04/01/90		USEP8023
1990-1993	L4-2.2L	134	CARB; Extended Cab Pickup; w/ Automatic Trans.		USEP8237
1990-1993	L4-2.2L	134	CARB; Standard Cab Pickup; w/ Automatic Trans.		USEP8237
1991-1993	L4-2.2L	134	Extended Cab Pickup; FI		USEP8023
1991-1993	L4-2.2L	134	FI; Standard Cab Pickup		USEP8023

Model Years	Engine Liters	Cubic Inches	Application Description	Fuel Pump Assembly	Fuel Pump Kit
B2300					
1994	L4-2.3L	140			USEP2002
1994-1997	L4-2.3L	140	SE; Standard Cab Pickup	USEP2078S	
1994-1997	L4-2.3L	140	Standard Cab Pickup	USEP2078S	
1995-1997	L4-2.3L	140	Extended Cab Pickup	USEP2106S	USEP2001
1995-1997	L4-2.3L	140	Standard Cab Pickup		USEP2002
2001	L4-2.3L	140		USEP2293M	USEP2293
2002-2004	L4-2.3L	140		USEP2293M	USEP2293
2006	L4-2.3L	140	To 05/01/2006	USEP2363M	USEP2293
2006	L4-2.3L	140	From 05/01/2006	USEP2357M	
B2500					
1998-2000	L4-2.5L	151	Extended Cab Pickup	USEP2207S	USEP2068
1998-2000	L4-2.5L	151	Standard Cab Pickup	USEP2207S	USEP2068
2001	L4-2.5L	151		USEP2269S	USEP2068
B2600					
1989	L4-2.6L	156	Extended Cab Pickup		USEP8023
1989	L4-2.6L	156	Standard Cab Pickup		USEP8023
1987-1988	L4-2.6L	156	Extended Cab Pickup		USEP8237
1987-1988	L4-2.6L	156	Standard Cab Pickup		USEP8237
1990	L4-2.6L	156	Extended Cab Pickup; From 04/01/90		USEP8023
1990	L4-2.6L	156	Extended Cab Pickup; To 04/01/90		USEP8023
1990	L4-2.6L	156	From 04/01/90		USEP8023
1990	L4-2.6L	156	Standard Cab Pickup; From 04/01/90		USEP8023
1990	L4-2.6L	156	Standard Cab Pickup; To 04/01/90		USEP8023
1990	L4-2.6L	156	To 04/01/90		USEP8023
1991-1993	L4-2.6L	156			USEP8023
B3000					
1994	V6-3.0L	182	w/ 114.0 In. Wheel; (19.6 Gallon Fuel Tank)		USEP2001
1994	V6-3.0L	182	w/ 125.0 In. Wheel		USEP2001
1994	V6-3.0L	182	w/ 108.0 In. Wheel		USEP2002
1994	V6-3.0L	182	w/ 114.0 In. Wheel; (17 Gallon Fuel Tank)		USEP2002
1994,1997	V6-3.0L	182	Standard Cab Pickup	USEP2078S	
1994-1995	V6-3.0L	182	SE; Standard Cab Pickup	USEP2078S	
1995	V6-3.0L	182	Standard Cab Pickup		USEP2002
1995-1996	V6-3.0L	182	Extended Cab Pickup	USEP2106S	USEP2001
1998	V6-3.0L	182	Extended Cab Pickup	USEP2207S	USEP2068
1998	V6-3.0L	182	Standard Cab Pickup	USEP2207S	USEP2068
1999	V6-3.0L	182	Extended Cab Pickup; FLEX		USEP2068
1999	V6-3.0L	182	FLEX; Standard Cab Pickup		USEP2068
1999-2000	V6-3.0L	182	FLEX; SE		USEP2258
1999-2000	V6-3.0L	182	FLEX; Troy Lee		USEP2258
2000	V6-3.0L	182	Extended Cab Pickup		USEP2068
2000	V6-3.0L	182	Standard Cab Pickup		USEP2068
2000	V6-3.0L	182	FLEX; SX		USEP2258
2001	V6-3.0L	182		USEP2293M	USEP2293
2001-2003	V6-3.0L	182	FLEX	USEP2293M	USEP2293
2001-2003	V6-3.0L	182		USEP2293M	USEP2293
2004	V6-3.0L	182	Extended Cab Pickup	USEP2293M	USEP2293
2004	V6-3.0L	182	Standard Cab Pickup	USEP2293M	USEP2293
2006	V6-3.0L	182	DS; Extended Cab Pickup; (From 05/01/2006)	USEP2363M	USEP2293
2006	V6-3.0L	182	DS; Extended Cab Pickup; (To 05/01/2006)	USEP2363M	USEP2293
2006	V6-3.0L	182	DS; Standard Cab Pickup; (From 05/01/2006)	USEP2363M	USEP2293
2006	V6-3.0L	182	DS; Standard Cab Pickup; (To 05/01/2006)	USEP2363M	USEP2293
2006	V6-3.0L	182	Extended Cab Pickup; (From 05/01/2006)	USEP2363M	USEP2293
2006	V6-3.0L	182	Extended Cab Pickup; (To 05/01/2006)	USEP2363M	USEP2293
B4000					
1994	V6-4.0L	242	w/ 114.0 In. Wheel; (19.6 Gallon Fuel Tank)		USEP2001
1994	V6-4.0L	242	w/ 125.0 In. Wheel		USEP2001
1994	V6-4.0L	242	w/ 108.0 In. Wheel		USEP2002
1994	V6-4.0L	242	w/ 114.0 In. Wheel; (17 Gallon Fuel Tank)		USEP2002
1994-1996	V6-4.0L	242	SE; Standard Cab Pickup	USEP2078S	
1995-1997	V6-4.0L	242	Extended Cab Pickup	USEP2106S	USEP2001
1995-1997	V6-4.0L	242	Standard Cab Pickup		USEP2002
1997	V6-4.0L	242	Standard Cab Pickup	USEP2078S	
1998	V6-4.0L	242			USEP2068
1999	V6-4.0L	242	Extended Cab Pickup		USEP2068
1999	V6-4.0L	242	Standard Cab Pickup		USEP2068
2001-2003	V6-4.0L	242		USEP2293M	USEP2293



FUEL PUMP APPLICATION GUIDE

USMW
Professional Series

Model Years	Engine Liters	Cubic Inches	Application Description	Fuel Pump Assembly	Fuel Pump Kit
2004	V6-4.0L	242	w/ 111.6 In. Wheel	USEP2363M	USEP2293
2004	V6-4.0L	242	w/ 125.7 In. Wheel	USEP2363M	USEP2293
2004	V6-4.0L	242	w/ 125.9 In. Wheel	USEP2363M	USEP2293
2006	V6-4.0L	242	From 05/01/2006	USEP2363M	USEP2293
2006	V6-4.0L	242	SE; From 05/01/2006	USEP2363M	USEP2293
2006	V6-4.0L	242	SE; To 05/01/2006	USEP2363M	USEP2293
2006	V6-4.0L	242	To 05/01/2006	USEP2363M	USEP2293
FAMILIA					
1986	L4-1.5L	91	SOLD IN MEXICO; 2BL		USEP8016S
1986	L4-1.6L	97	SOLD IN MEXICO; FI		USEP8023
MIATA					
1990-1993	L4-1.6L	97			USEP8229
1994-1997	L4-1.8L	109			USEP8229
1999-2001	L4-1.8L	109			USEP2111
2002	L4-1.8L	109	SE		USEP2111
2002-2003	L4-1.8L	109	LS		USEP2111
2003	L4-1.8L	109	Shinsen		USEP2111
2004-2005	L4-1.8L	109	LS		USEP2111
MILLENNIA					
1995-1998	V6-2.3L	140	S; Supercharged		USEP3285
1999-2001	V6-2.3L	140	Supercharged		USEP3285
1995-1998	V6-2.5L	151	L		USEP8229
1996-1997	V6-2.5L	151			USEP8229
1999,2001	V6-2.5L	151			USEP8229
2000	V6-2.5L	151	S		USEP8229
MPV					
1989-1992	L4-2.6L	156			USEP8023
1993	L4-2.6L	156			USEP8023
2000-2001	V6-2.5L	151			USEP8449
1989-1992	V6-3.0L	182	Cargo		USEP8023
1989-1994	V6-3.0L	182	Passenger		USEP8023
1989-1995	V6-3.0L	182			USEP8023
1995	V6-3.0L	182	L		USEP8023
1995	V6-3.0L	182	LX		USEP8023
1995	V6-3.0L	182	LXE		USEP8023
1996	V6-3.0L	182	DX		USEP8229
1996-1998	V6-3.0L	182	ES		USEP8229
1996-1998	V6-3.0L	182	LX		USEP8229
1996-1998	V6-3.0L	182			USEP8229
2004	V6-3.0L	183		USEP8584M	USEP8335
MX-3					
1992-1993	L4-1.6L	97			USEP8229
1994-1995	L4-1.6L	97			USEP8229
1995	L4-1.6L	97			USEP8229
1992,1994	V6-1.8L	109	GS		USEP8229
1993	V6-1.8L	109	SE		USEP8229
MX-6					
1993	L4-2.0L	122			USEP8229
1994	L4-2.0L	122			USEP8229
1995	L4-2.0L	122	Early	USEP2156H	USEP2068
1995	L4-2.0L	122	Late	USEP2156H	USEP2068
1996-1997	L4-2.0L	122		USEP2118H	USEP2068
1988	L4-2.2L	134	GT; Turbocharged; 2-Wheel Steering		USEP8023
1988-1992	L4-2.2L	134	LX		USEP8023
1989	L4-2.2L	134	GT 4WS; Turbocharged; 2-Wheel Steering		USEP8023
1991	L4-2.2L	134	LE		USEP8023
1991-1992	L4-2.2L	134	DX		USEP8023
1993	V6-2.5L	151	LS		USEP8229
1994	V6-2.5L	151	LS		USEP8229
1995	V6-2.5L	151	LS; Early	USEP2156H	USEP2068
1995	V6-2.5L	151	LS; Late	USEP2156H	USEP2068
1996	V6-2.5L	151	M Edition	USEP2118H	USEP2068
1997	V6-2.5L	151	LS	USEP2118H	USEP2068
NAVAJO					
1991	V6-4.0L	242			USEP2002
1992-1994	V6-4.0L	242	DX		USEP2002
1992-1994	V6-4.0L	242	LX		USEP2002

Model Years	Engine Liters	Cubic Inches	Application Description	Fuel Pump Assembly	Fuel Pump Kit
PROTEGE					
1995-1998	L4-1.5L	91	LX		USEP8229
1996-1998	L4-1.5L	91	DX		USEP8229
1999-2001	L4-1.6L	97	LX		USEP8229
1990	L4-1.8L	109	SE; with denso pump		USEP8023
1990	L4-1.8L	109	SE; with mitsubishi pump		USEP8217
1990-1991	L4-1.8L	109	4WD		USEP8023
1990-1991	L4-1.8L	109	LX; with denso pump		USEP8023
1990-1991	L4-1.8L	109	LX; with mitsubishi pump		USEP8217
1991	L4-1.8L	109	DX; with denso pump		USEP8023
1991	L4-1.8L	109	DX; with mitsubishi pump		USEP8217
1992-1994	L4-1.8L	109	DX		USEP8229
1992-1994	L4-1.8L	109	LX		USEP8229
1994	L4-1.8L	109			USEP8229
1995-2000	L4-1.8L	109	ES		USEP8229
2001	L4-2.0L	122	MP3		USEP8229
2001-2002	L4-2.0L	122	LX		USEP8229
2002	L4-2.0L	122	DX		USEP8229
2002	L4-2.0L	122	ES		USEP8229
2003	L4-2.0L	122	DX		USEP8229
2003	L4-2.0L	122	ES		USEP8229
2003	L4-2.0L	122	LX		USEP8229
2003	L4-2.0L	122	Mazdaspeed; Turbocharged		USEP8229
PROTEGE5					
2002-2003	L4-2.0L	122			USEP8229
TRIBUTE					
2001-2004	L4-2.0L	122	DX	USEP2291M	USEP2291
2003-2004	L4-2.0L	122	DX		USEP2291
2001	V6-3.0L	182		USEP2291M	USEP2291
2002	V6-3.0L	182	DX	USEP2291M	USEP2291
2002-2003	V6-3.0L	182	ES	USEP2291M	USEP2291
2002-2003	V6-3.0L	182	LX	USEP2291M	USEP2291
2004	V6-3.0L	183	ES	USEP2291M	USEP2291
2004	V6-3.0L	183	LX	USEP2291M	USEP2291
MERCEDES-BENZ					
190E					
1985	L4-2.3L	140	Early; External Pump		USEP8177
1985	L4-2.3L	140	External Pump; Late		USEP8314
1986-1987	L4-2.3L	140	2.3-16; Early; External Pump		USEP8177
1986-1987	L4-2.3L	140	2.3-16; External Pump; Late		USEP8314
1986-1988	L4-2.3L	140	2.3; Early; External Pump		USEP8177
1986-1988	L4-2.3L	140	2.3; External Pump; Late		USEP8314
1991-1993	L4-2.3L	140	2.3; External Pump; Late		USEP8177
1991-1993	L4-2.3L	140	2.3; Early; External Pump		USEP8314
1987-1988	L6-2.6L	156	2.6; External Pump		USEP8177
1989-1990	L6-2.6L	156	External Pump		USEP8177
220E					
1994-1991	L4-2.2L	134	SOLD IN MEXICO; MFI DOHC		USEP8177
260E					
1987-1989	L6-2.6L	156	External Pump; Late		USEP8177
1987-1989	L6-2.6L	156	Early; External Pump		USEP8314
260SE					
1987-1989	L6-2.6L	158	SOLD IN MEXICO; FI		USEP8177
280E					
1993	L6-2.8L	171	SOLD IN MEXICO; MFI DOHC		USEP8177
300CE					
1993	L6-3.0L	180	SOLD IN MEXICO; FI		USEP8177
1988-1989	L6-3.0L	182	External Pump		USEP8177
1990-1992	L6-3.0L	182	External Pump		USEP8177
1993	L6-3.2L	195	External Pump		USEP8177
300E					
1990-1992	L6-2.6L	156	2.6; External Pump		USEP8177
1993	L6-2.8L	170	2.8; External Pump		USEP8177
1986-1989	L6-3.0L	182	External Pump; Late		USEP8177
1986-1989	L6-3.0L	182	Early; External Pump		USEP8314
1990-1992	L6-3.0L	182	External Pump		USEP8177
1990-1993	L6-3.0L	182	4Matic; External Pump		USEP8177



FUEL PUMP APPLICATION GUIDE

USMW
Professional Series

Model Years	Engine Liters	Cubic Inches	Application Description	Fuel Pump Assembly	Fuel Pump Kit
1993	L6-3.2L	195	External Pump		USEP8177
300SE					
1988-1991	L6-3.0L	182	External Pump		USEP8314
1992-1993	L6-3.2L	195	External Pump		USEP8177
300SEL					
1988-1991	L6-3.0L	182	External Pump		USEP8314
300SL					
1990-1993	L6-3.0L	182	External Pump		USEP8177
300TE					
1988-1989	L6-3.0L	182	External Pump		USEP8177
1990-1992	L6-3.0L	182	External Pump		USEP8177
1990-1993	L6-3.0L	182	4Matic; External Pump		USEP8177
1993	L6-3.2L	195	External Pump		USEP8177
380SE					
1985	V8-3.8L	230	External Pump		USEP8314
380SL					
1985	V8-3.8L	230	External Pump		USEP8314
400E					
1992-1993	V8-4.2L	256	External Pump		USEP8177
400SE					
1992	V8-4.2L	256	External Pump		USEP8177
400SEL					
1993	V8-4.2L	256	External Pump		USEP8177
420SE					
1986	V8-4.2L	256	SOLD IN MEXICO; FI		USEP8177
420SEL					
1986-1991	V8-4.2L	256	External Pump		USEP8177
420SL					
1986	V8-4.2L	256	SOLD IN MEXICO; FI		USEP8177
500CL					
1996	V8-5.0L	303	SOLD IN MEXICO; FI		USEP8289
1997	V8-5.0L	303	SOLD IN MEXICO; MFI DOHC		USEP8289
500E					
1991	V8-5.0L	303	SOLD IN MEXICO; MFI DOHC		USEP8177
1992-1993	V8-5.0L	302	External Pump		USEP8177
500SE					
1986	V8-5.0L	303	SOLD IN MEXICO; FI		USEP8314
500SEC					
1987	V8-5.0L	303	SOLD IN MEXICO; FI		USEP8314
1985	V8-5.0L	302	External Pump		USEP8314
1993	V8-5.0L	302	External Pump		USEP8177
1996-1997	V8-5.0L	303	SOLD IN MEXICO; FI		USEP8289
500SEL					
1995	V8-5.0L	303	SOLD IN MEXICO; FI		USEP8177
1985	V8-5.0L	302	External Pump		USEP8314
1991-1994	V8-5.0L	303	SOLD IN MEXICO; MFI DOHC		USEP8177
1992-1993	V8-5.0L	302	External Pump		USEP8177
1996-1997	V8-5.0L	303	SOLD IN MEXICO; FI		USEP8289
500SL					
1986-1989	V8-5.0L	303	SOLD IN MEXICO; FI		USEP8177
1990-1993	V8-5.0L	302	External Pump		USEP8177
560SE					
1986	V8-5.6L	338	SOLD IN MEXICO; FI		USEP8177
560SEC					
1986-1991	V8-5.6L	340	External Pump		USEP8177
560SEL					
1986-1991	V8-5.6L	340	External Pump		USEP8177
560SL					
1986-1989	V8-5.6L	340	External Pump		USEP8177
600CL					
1996-1997	V12-6.0L	365	SOLD IN MEXICO; MFI DOHC		USEP8289
600SEC					
1993	V12-6.0L	364	External Pump		USEP8177
1994-1995	V12-6.0L	365	SOLD IN MEXICO; MFI DOHC		USEP8177
1996-1997	V12-6.0L	365	SOLD IN MEXICO; MFI DOHC		USEP8289

Model Years	Engine Liters	Cubic Inches	Application Description	Fuel Pump Assembly	Fuel Pump Kit
600SEL					
1991-1995	V12-6.0L	365	SOLD IN MEXICO; MFI DOHC		USEP8177
1992-1993	V12-6.0L	364	External Pump		USEP8177
600SL					
1993	V12-6.0L	364	External Pump		USEP8177
A160					
2003	L4-1.6L	98	SOLD IN MEXICO; SFI	USEP10281M	USEP12223
2000-2003	L4-1.6L	97	SOLD IN MEXICO; FI SOHC	USEP10281M	
C220					
1994-1996	L4-2.2L	134	External Pump		USEP8177
C230					
2003-2005	L4-1.8L	109		USEP8475M	
1997-2000	L4-2.3L	140	External Pump		USEP8286
2002	L4-2.3L	140		USEP8475M	
2006	V6-2.5L	151		USEP8475M	
C240					
2001	V6-2.6L	156		USEP8474M	
2002	V6-2.6L	156		USEP8475M	
2003-2005	V6-2.6L	156	112.912 Desig.;	USEP8475M	
2003-2005	V6-2.6L	156	112.916 Desig.; 4Matic	USEP8475M	
C280					
1994	L6-2.8L	170	External Pump		USEP8177
1995	L6-2.8L	171	External Pump		USEP8286
1995-1997	L6-2.8L	170	External Pump		USEP8286
1998-2000	V6-2.8L	170	External Pump		USEP8286
2006-2007	V6-3.0L	182	272.940 Desig.; Luxury	USEP8475M	
2006-2007	V6-3.0L	182	272.941 Desig.; 4Matic	USEP8475M	
C320					
2001	V6-3.2L	195		USEP8475M	
2002	V6-3.2L	195		USEP8475M	
2003-2005	V6-3.2L	195	4Matic	USEP8475M	
2003-2005	V6-3.2L	195		USEP8475M	
C36 AMG					
1995	L6-3.6L	217	External Pump		USEP8286
1996-1997	L6-3.6L	217	External Pump		USEP8289
C43 AMG					
1998-2000	V8-4.3L	262	External Pump		USEP8286
CL500					
1998-1999	V8-5.0L	302	External Pump		USEP8289
1998-1999	V8-5.0L	303	External Pump		USEP8289
2000-2002	V8-5.0L	302	External Pump		USEP8480
2003,2006	V8-5.0L	302	External Pump		USEP8480
2003-2005	V8-5.0L	302	External Pump		USEP8480
CL55 AMG					
2001-2002	V8-5.5L	335	External Pump		USEP8286
CL600					
2002	V12-5.8L	353	SOLD IN MEXICO; External pump; SFI		USEP8480
2001	V12-5.8L	351	External Pump; To 06/30/01		USEP8286
2001	V12-5.8L	351	External Pump; From 06/30/01		USEP8480
2001	V12-5.8L	353	External Pump; To 06/30/01		USEP8286
2001	V12-5.8L	353	External Pump; From 06/30/01		USEP8480
2002	V12-5.8L	351	External Pump		USEP8480
2002	V12-5.8L	353	External Pump		USEP8480
1998-1999	V12-6.0L	364	External Pump		USEP8289
1998-1999	V12-6.0L	365	External Pump		USEP8289
CLK320					
1998-2000	V6-3.2L	195	Coupe; External Pump		USEP8286
1999-2000	V6-3.2L	195	Convertible; External Pump		USEP8286
2001-2002	V6-3.2L	195	External Pump		USEP8286
2003	V6-3.2L	195	112.940 Desig.; External Pump		USEP8286
2003	V6-3.2L	195	112.955 Desig.	USEP8475M	
2004-2005	V6-3.2L	195		USEP8475M	
CLK350					
2006	V6-3.5L	215	To 05/19/05	USEP8531M	
CLK430					
1999-2003	V8-4.3L	262	External Pump		USEP8286



FUEL PUMP APPLICATION GUIDE

USMW
Professional Series

Model Years	Engine Liters	Cubic Inches	Application Description	Fuel Pump Assembly	Fuel Pump Kit
CLK500					
2003-2004	V8-5.0L	302		USEP8531M	
2005	V8-5.0L	302	To 05/19/05	USEP8531M	
CLK55 AMG					
2001	V8-5.5L	335	External Pump		USEP8286
E320					
1994-1995	L6-3.2L	195	External Pump		USEP8177
1996-1997	L6-3.2L	195	External Pump		USEP8289
1998-1999	V6-3.2L	195	4Matic; External Pump		USEP8289
1998-1999	V6-3.2L	195	External Pump		USEP8289
2001-2002	V6-3.2L	195	4Matic; External Pump		USEP8286
2001-2002	V6-3.2L	195	External Pump		USEP8286
2003	V6-3.2L	195	112.941 Desig.; External Pump		USEP8286
2003	V6-3.2L	195	112.941 Desig.; 4Matic; External Pump		USEP8286
E420					
1995	V8-4.2L	256	External Pump		USEP8289
1997	V8-4.2L	256	External Pump		USEP8289
E430					
1998-1999	V8-4.3L	262	External Pump		USEP8289
2000	V8-4.3L	262	External Pump		USEP8289
2000-2002	V8-4.3L	262	4Matic; External Pump		USEP8286
2001-2002	V8-4.3L	262	External Pump		USEP8286
E500					
1994	V8-5.0L	302	External Pump		USEP8177
2003	V8-5.0L	302		USEP8530M	
2004-2005	V8-5.0L	302		USEP8530M	
E55 AMG					
1999	V8-5.5L	332	External Pump		USEP8289
1999	V8-5.5L	335	External Pump		USEP8289
2000	V8-5.5L	332	External Pump		USEP8286
2000-2002	V8-5.5L	335	External Pump		USEP8286
2003-2005	V8-5.5L	335		USEP8572M	
G500					
2002-2008	V8-5.0L	302	External Pump		USEP8286
G55 AMG					
2003-2004	V8-5.5L	335	External Pump		USEP8286
G550					
2009	V8-5.5L	335	External Pump		USEP8286
S320					
1994-1996	L6-3.2L	195	External Pump		USEP8177
1997-1999	L6-3.2L	195	External Pump		USEP8289
S350					
2006	V6-3.7L	223	External Pump		USEP8480
S420					
1994-1995	V8-4.2L	256	External Pump		USEP8177
1996-1999	V8-4.2L	256	External Pump		USEP8289
S430					
1998-1999	V8-4.3L	260	SOLD IN MEXICO; FI		USEP8289
2000	V8-4.3L	262	External Pump		USEP8289
2001-2002	V8-4.3L	262	External Pump		USEP8286
2003	V8-4.3L	262	113.941 Desig.; External Pump		USEP8480
2003-2006	V8-4.3L	262	113.948 Desig.; 4Matic; External Pump		USEP8480
2004-2006	V8-4.3L	262	External Pump		USEP8480
S500					
1994-1995	V8-5.0L	302	Coupe		USEP8177
1994-1995	V8-5.0L	302	Sedan		USEP8177
1996-1997	V8-5.0L	302	Coupe; External Pump		USEP8289
1996-1997	V8-5.0L	302	Sedan; External Pump		USEP8289
1998-1999	V8-5.0L	302	External Pump		USEP8289
2000	V8-5.0L	302	External Pump		USEP8286
2001	V8-5.0L	302	External Pump; To 06/30/2001		USEP8286
2001	V8-5.0L	302	External Pump; From 06/30/2001		USEP8480
2002	V8-5.0L	302	External Pump		USEP8480
2003-2006	V8-5.0L	302	113.960 Desig.; External Pump		USEP8480
2003-2006	V8-5.0L	302	113.966 Desig.; 4Matic; External Pump		USEP8480
S55 AMG					
2001-2002	V8-5.5L	335	External Pump		USEP8480

Model Years	Engine Liters	Cubic Inches	Application Description	Fuel Pump Assembly	Fuel Pump Kit
S600					
2001-2002	V12-5.8L	351	External Pump		USEP8480
1994-1995	V12-6.0L	364	Coupe		USEP8289
1994-1995	V12-6.0L	364	Sedan		USEP8289
1996	V12-6.0L	365	Coupe; External Pump		USEP8289
1996-1997	V12-6.0L	364	Coupe; External Pump		USEP8289
1996-1997	V12-6.0L	364	Sedan; External Pump		USEP8289
1998-1999	V12-6.0L	364	External Pump		USEP8289
SL320					
1994	L6-3.2L	195	External Pump		USEP8177
1996-1997	L6-3.2L	195	External Pump		USEP8289
SL500					
1996-1998	V8-5.0L	302	External Pump		USEP8289
1996-1998	V8-5.0L	303	External Pump		USEP8289
1999-2002	V8-5.0L	302	External Pump		USEP8286
2003-2005	V8-5.0L	302	External Pump		USEP8480
2006	V8-5.0L	302	External Pump		USEP8480
SL550					
2007-2009	V8-5.5L	335	External Pump		USEP8480
SL600					
1995	V12-6.0L	364	External Pump		USEP8289
1996-1998	V12-6.0L	364	External Pump		USEP8289
1996-1998	V12-6.0L	365	External Pump		USEP8289
1999-2002	V12-6.0L	364	External Pump		USEP8286
SLK230					
1998-2004	L4-2.3L	140	External Pump		USEP8286
SLK32 AMG					
2002-2004	V6-3.2L	195	External Pump		USEP8286
SLK320					
2001-2004	V6-3.2L	195	External Pump		USEP8286
MERCURY					
CAPRI					
1991-1994	L4-1.6L	98	Turbocharged		USEP8023
1991-1994	L4-1.6L	98			USEP8023
1985	V6-3.8L	232	FI; GS; From 11/84		USEP2061
1985	V6-3.8L	232			USEP2073
1985-1986	V6-3.8L	232	GS	USEP2110H	USEP2061
1986	V6-3.8L	232	FI; GS		USEP2073
1985	V8-5.0L	302	RS	USEP2110H	USEP2061
1985	V8-5.0L	302	FI; RS; From 11/84		USEP2061
1985	V8-5.0L	302			USEP2073
1986	V8-5.0L	302	5.0	USEP2110H	USEP2061
1986	V8-5.0L	302	5.0; FI		USEP2061
COLONY PARK					
1987-1991	V8-5.0L	302		USEP2087H	USEP2182
1987-1991	V8-5.0L	302	External inline pump		USEP2182
COUGAR					
1999	L4-2.0L	121	From 05/25/99	USEP2227S	USEP2372
1999	L4-2.0L	121	To 05/25/99	USEP2227S	USEP2372
1984	L4-2.3L	140			USEP2000
1985-1986	L4-2.3L	140	Turbocharged	USEP2084H	USEP2044
1999	V6-2.5L	155	V6; From 05/25/99	USEP2227S	USEP2372
1999	V6-2.5L	155	V6; To 05/25/99	USEP2227S	USEP2372
1985	V6-3.8L	232	LS	USEP2099M	
1986	V6-3.8L	232	LS	USEP2100H	USEP2024
1987	V6-3.8L	232	LS		USEP2024
1987-1988	V6-3.8L	232	LS		USEP2024
1989-1990	V6-3.8L	232	LS	USEP2098S	USEP2044
1989-1990	V6-3.8L	232	Supercharged	USEP2098S	USEP2044
1991-1992	V6-3.8L	232	LS	USEP2098S	USEP2044
1993-1997	V6-3.8L	232		USEP2098S	USEP2044
1994-1997	V8-4.6L	281		USEP2098S	USEP2044
1983	V8-5.0L	302			USEP2000
1985	V8-5.0L	302	LS	USEP2099M	
1986	V8-5.0L	302	LS	USEP2100H	USEP2024
1987-1988	V8-5.0L	302	LS		USEP2024
1987-1988	V8-5.0L	302	LS		USEP2024



FUEL PUMP APPLICATION GUIDE

USMW
Professional Series

Model Years	Engine Liters	Cubic Inches	Application Description	Fuel Pump Assembly	Fuel Pump Kit
1991-1992	V8-5.0L	302	LS	USEP2098S	USEP2044
1991-1992	V8-5.0L	302		USEP2098S	USEP2044
1993	V8-5.0L	302		USEP2098S	USEP2044
GRAND MARQUIS					
1992	V8-4.6L	281		USEP2121H	USEP2044
1993-1994	V8-4.6L	281		USEP2122H	USEP2068
1995	V8-4.6L	281		USEP2113H	USEP2378
1996	V8-4.6L	281		USEP2113H	USEP2378
1997	V8-4.6L	281		USEP2222S	USEP2375
1998-2000	V8-4.6L	281		USEP2272S	USEP2374
2003-2004	V8-4.6L	281		USEP2336S	USEP2337
2005	V8-4.6L	281		USEP2449S	USEP2337
2006-2007	V8-4.6L	281	GS	USEP2449S	USEP2337
2006-2007	V8-4.6L	281	LS	USEP2449S	USEP2337
2006-2008	V8-4.6L	281	FLEX; GS	USEP2449S	USEP2337
2006-2008	V8-4.6L	281	FLEX; LS	USEP2449S	USEP2337
1985	V8-5.0L	302	Colony Park; FI; External Pump		USEP2182
1986	V8-5.0L	302	FI	USEP2087H	USEP2182
1986	V8-5.0L	302	FI, external pump		USEP2182
1986	V8-5.0L	302	Colony Park; FI; External Pump; From 05/86		USEP2182
1986	V8-5.0L	302	Colony Park; FI; External Pump; To 05/86		USEP2182
1986	V8-5.0L	302	FI; External Pump		USEP2182
1986	V8-5.0L	302	FI; Sedan; (From 05/86); External Pump		USEP2182
1986	V8-5.0L	302	FI; Sedan; (To 05/86); in tank pump		USEP2484
1987-1989	V8-5.0L	302	FI; LS; Sedan; External Pump	USEP2087H	USEP2182
1990-1991	V8-5.0L	302	Sedan	USEP2059MN	USEP2059
LYNX					
1986	L4-1.9L	116	FI; External Pump		USEP2315
1987	L4-1.9L	116		USEP2136S	USEP2002
1987	L4-1.9L	116	L	USEP2082S	USEP2015
MARAUDER					
2003-2004	V8-4.6L	281		USEP2336S	USEP2337
MARINER					
2005	L4-2.3L	140	Exc.Onboard Refuel Vapor Recovery (From 02/28/05)	USEP2453M	USEP2314
2005	L4-2.3L	140	Onboard Refuel Vapor Recovery (From 10/03/05)	USEP2440M	USEP2386
2006	L4-2.3L	140	Convenience; Exc.Onboard Refuel Vapor Recovery	USEP2453M	USEP2314
2006-2008	L4-2.3L	140	Hybrid		USEP2314
2007	L4-2.3L	140	Convenience; Exc.Onboard Refuel Vapor Recovery (To 01/02/07)	USEP2453M	USEP2314
2007	L4-2.3L	140	Convenience; Onboard Refuel Vapor Recovery (To 01/02/07)	USEP2440M	USEP2386
2008	L4-2.3L	140			USEP2314
2005	V6-3.0L	182	Premier; Exc.Onboard Refuel Vapor Recovery	USEP2453M	USEP2314
2005	V6-3.0L	182	Premier; Onboard Refuel Vapor Recovery	USEP2440M	USEP2386
2005,2008	V6-3.0L	183	Premier		USEP2314
2006	V6-3.0L	183	Luxury; Exc.Onboard Refuel Vapor Recovery	USEP2453M	USEP2314
2006	V6-3.0L	183	Premier; Exc.Onboard Refuel Vapor Recovery	USEP2453M	USEP2314
2007	V6-3.0L	183	Luxury; Exc.Onboard Refuel Vapor Recovery (To 01/02/07)	USEP2453M	USEP2314
2007	V6-3.0L	183	Premier; Exc.Onboard Refuel Vapor Recovery (To 01/02/07)	USEP2453M	USEP2314
2007	V6-3.0L	183	Luxury; Onboard Refuel Vapor Recovery (To 01/02/07)	USEP2440M	USEP2386
2007	V6-3.0L	183	Premier; Onboard Refuel Vapor Recovery (To 01/02/07)	USEP2440M	USEP2386
2008	V6-3.0L	183			USEP2314
MARQUIS					
1985	V6-3.8L	232	FI; External Pump		USEP2000
1985	V6-3.8L	232	FI; (Exc.Electronic Instrument Cluster)	USEP2146S	USEP2003
1985	V6-3.8L	232	Brougham; FI; Sedan; (Extended Range Fuel Tank) (Exc.Electronic Instrument Cluster) (To 05/85)	USEP2131S	USEP2035
1985	V6-3.8L	232	Brougham; FI; Sedan; (Standard Range Fuel Tank) (Exc.Electronic Instrument Cluster) (To 05/85)	USEP2131S	USEP2035
1985	V6-3.8L	232	FI; Sedan; (Extended Range Fuel Tank) (Exc.Electronic Instrument Cluster) (To 05/85)	USEP2131S	USEP2035
1985	V6-3.8L	232	FI; Sedan; (Standard Range Fuel Tank) (Exc.Electronic Instrument Cluster) (To 05/85)	USEP2131S	USEP2035
1985	V6-3.8L	232	Brougham; FI; Sedan; (Standard Range Fuel Tank) (From 05/85)	USEP2132S	USEP2035
1985	V6-3.8L	232	FI; Sedan; (Standard Range Fuel Tank) (From 05/85)	USEP2132S	USEP2035
1985	V6-3.8L	232	Brougham; FI; Sedan; (Extended Range Fuel Tank) (From 05/85)		USEP2035
1985	V6-3.8L	232	FI; Sedan; (Extended Range Fuel Tank) (From 05/85)		USEP2035
1985-1986	V6-3.8L	232	Brougham; FI; External Pump		USEP2000
1985-1986	V6-3.8L	232	Brougham; FI; (Exc.Electronic Instrument Cluster)	USEP2146S	USEP2003
1986	V6-3.8L	232	FI; Sedan; (Extended Range Fuel Tank)		USEP2035
1985	V8-5.0L	302	FI; External Pump		USEP2000
1985	V8-5.0L	302	FI; Extended Range Fuel Tank	USEP2146S	USEP2003
1985	V8-5.0L	302	FI; Standard Range Fuel Tank	USEP2131S	USEP2035
MILAN					
2006-2007	L4-2.3L	140	Premier	USEP2459M	

Model Years	Engine Liters	Cubic Inches	Application Description	Fuel Pump Assembly	Fuel Pump Kit
2006-2007	L4-2.3L	140		USEP2459M	
2006	V6-3.0L	183	Premier	USEP2458M	
2006	V6-3.0L	183		USEP2458M	
MONTEGO					
2005	V6-3.0L	183		USEP2467M	USEP2522
2006-2007	V6-3.0L	183	Luxury	USEP2467M	USEP2522
2006-2007	V6-3.0L	183	Premier	USEP2467M	USEP2522
MONTEREY					
2004	V6-4.2L	256	Incl.Tank Seal	USEP2383M	USEP2386
2004	V6-4.2L	256	Premier; (Incl.Tank Seal)	USEP2383M	USEP2386
2005	V6-4.2L	256	Incl.Tank Seal	USEP2383M	USEP2386
2006-2007	V6-4.2L	256		USEP2466M	
MOUNTAINEER					
1998	V6-4.0L	245		USEP2266S	
1998-2000	V6-4.0L	245			USEP2377
1999-2000	V6-4.0L	245		USEP2296S	USEP2377
2001	V6-4.0L	245	1 Port	USEP2296S	USEP2377
2002	V6-4.0L	245			USEP2339
2002	V6-4.0L	245	FLEX	USEP2352M	
2004	V6-4.0L	245	FLEX; From 03/01/04	USEP2439M	
2004	V6-4.0L	245	From 03/01/04	USEP2439M	
2004	V6-4.0L	245	Premier; From 03/01/04	USEP2439M	
2005	V6-4.0L	245	FLEX	USEP2439M	
2005	V6-4.0L	245		USEP2439M	
2006	V6-4.0L	245	Convenience	USEP2454M	
2006	V6-4.0L	245	Luxury	USEP2454M	
2007-2009	V6-4.0L	245	Premier	USEP2454M	
2007-2009	V6-4.0L	245		USEP2454M	
2002	V8-4.6L	281			USEP2339
2004	V8-4.6L	281	Premier	USEP2359M	
2004	V8-4.6L	281		USEP2359M	
2005	V8-4.6L	281		USEP2359M	
2006	V8-4.6L	281	Luxury	USEP2454M	
2006-2009	V8-4.6L	281	Premier	USEP2454M	
1997	V8-5.0L	302	From 07/29/96	USEP2059MN	USEP2059
1997	V8-5.0L	302	To 07/29/96	USEP2059MN	USEP2059
1997-1998	V8-5.0L	302		USEP2266S	
1998-2000	V8-5.0L	302			USEP2377
1999-2000	V8-5.0L	302		USEP2296S	USEP2377
2001	V8-5.0L	302	1 Port	USEP2296S	USEP2377
MYSTIQUE					
1995	L4-2.0L	121	GS Spree	USEP2117S	USEP2068
1995-1996	L4-2.0L	121	LS	USEP2117S	USEP2068
1996	L4-2.0L	121	GS	USEP2117S	USEP2068
1997	L4-2.0L	121	GS; Exc.Fuel Tank Concern	USEP2188S	USEP2373
1997	L4-2.0L	121	LS; Exc.Fuel Tank Concern	USEP2188S	USEP2373
1997	L4-2.0L	121	LS; Fuel Tank Concern	USEP2188S	USEP2373
1997-1998	L4-2.0L	121	GS; Fuel Tank Concern	USEP2188S	USEP2373
1998	L4-2.0L	121	GS; Exc.Fuel Tank Concern (From 02/09/98)	USEP2227S	USEP2372
1998	L4-2.0L	121	GS; Exc.Fuel Tank Concern (To 02/09/98)	USEP2188S	USEP2373
1999	L4-2.0L	121	From 05/03/99	USEP2227S	USEP2372
1999	L4-2.0L	121	To 05/03/99	USEP2227S	USEP2372
1995	V6-2.5L	155	GS Spree	USEP2117S	USEP2068
1995	V6-2.5L	155	LS Young America	USEP2117S	USEP2068
1996	V6-2.5L	155	GS	USEP2117S	USEP2068
1996	V6-2.5L	155	LS	USEP2117S	USEP2068
1997	V6-2.5L	155	GS; Exc.Fuel Tank Concern	USEP2188S	USEP2373
1997	V6-2.5L	155	GS; Fuel Tank Concern	USEP2188S	USEP2373
1997	V6-2.5L	155	LS; Exc.Fuel Tank Concern	USEP2188S	USEP2373
1997-1998	V6-2.5L	155	LS; Fuel Tank Concern	USEP2188S	USEP2373
1999	V6-2.5L	155	From 05/03/99	USEP2227S	USEP2372
1999	V6-2.5L	155	To 05/03/99	USEP2227S	USEP2372
SABLE					
1986	L4-2.5L	153	GS; 16 Gallon Fuel Tank	USEP2076S	USEP2001
1986	L4-2.5L	153	LS; 16 Gallon Fuel Tank	USEP2076S	USEP2001
1986	L4-2.5L	153	16 Gallon Fuel Tank		USEP2001
1986	L4-2.5L	153	18.6 Gallon Fuel Tank (Exc.Digital Instrument Cluster)		USEP2001
1986	L4-2.5L	153	18.6 Gallon Fuel Tank (Digital Instrument Cluster)	USEP2079S	USEP2042
1986	V6-3.0L	182	18.6 Gallon Fuel Tank (Digital Instrument Cluster)	USEP2079S	USEP2042



FUEL PUMP APPLICATION GUIDE

USMW
Professional Series

Model Years	Engine Liters	Cubic Inches	Application Description	Fuel Pump Assembly	Fuel Pump Kit
1986	V6-3.0L	182	18.6 Gallon Fuel Tank (Exc.Digital Instrument Cluster)	USEP2077S	USEP2042
1986	V6-3.0L	182	18.6 Gallon Fuel Tank (Digital Instrument Cluster)		USEP2042
1986-1988	V6-3.0L	182	16 Gallon Fuel Tank		USEP2001
1986-1995	V6-3.0L	182	GS; 16 Gallon Fuel Tank	USEP2076S	USEP2001
1986-1995	V6-3.0L	182	LS; 16 Gallon Fuel Tank	USEP2076S	USEP2001
1987	V6-3.0L	182	16 Gallon Fuel Tank		USEP2001
1987	V6-3.0L	182	18.6 Gallon Fuel Tank (Exc.Digital Instrument Cluster)	USEP2077S	USEP2042
1987	V6-3.0L	182	18.6 Gallon Fuel Tank (Digital Instrument Cluster)	USEP2079S	USEP2042
1989	V6-3.0L	182	16 Gallon Fuel Tank (From 04/89)		USEP2001
1989	V6-3.0L	182	16 Gallon Fuel Tank (To 04/89)		USEP2042
1990-1993	V6-3.0L	182	18.6 Gallon Fuel Tank (Digital Instrument Cluster)	USEP2108S	USEP2042
1990-1995	V6-3.0L	182	16 Gallon Fuel Tank		USEP2042
1994	V6-3.0L	182	18.6 Gallon Fuel Tank (Exc.Digital Instrument Cluster) (From 01/94)	USEP2077S	USEP2042
1994	V6-3.0L	182	18.6 Gallon Fuel Tank (Exc.Digital Instrument Cluster) (To 01/94)	USEP2077S	USEP2042
1994	V6-3.0L	182	18.6 Gallon Fuel Tank (Digital Instrument Cluster) (From 01/94)	USEP2108S	USEP2042
1994	V6-3.0L	182	18.6 Gallon Fuel Tank (Digital Instrument Cluster) (To 01/94)	USEP2108S	USEP2042
1996	V6-3.0L	182		USEP2153M	USEP2303
1997	V6-3.0L	182	16 Gallon Fuel Tank	USEP2185M	USEP2284
1997	V6-3.0L	182	18 Gallon Fuel Tank	USEP2185M	USEP2284
1997	V6-3.0L	182	Extended Range Fuel Tank		USEP2303
1997	V6-3.0L	182	Standard Range Fuel Tank		USEP2303
1998	V6-3.0L	182		USEP2192M	USEP2284
1998	V6-3.0L	182		USEP2198M	USEP2305
1998-1999	V6-3.0L	182			USEP2284
1999	V6-3.0L	182		USEP2243M	USEP2284
2000	V6-3.0L	182	16 Gallon Fuel Tank (White Label)	USEP2283M	USEP2284
2000	V6-3.0L	182	18 Gallon Fuel Tank (Red Label)	USEP2283M	USEP2284
2001	V6-3.0L	182	FLEX; LS	USEP2329M	USEP2497
2001	V6-3.0L	182		USEP2294M	
2002	V6-3.0L	182		USEP2313M	USEP2314
2003	V6-3.0L	182		USEP2313M	USEP2314
2003	V6-3.0L	182	FLEX; GS	USEP2330M	
2003-2005	V6-3.0L	182	FLEX; GS		USEP2497
2004	V6-3.0L	182	LS Premium	USEP2435M	USEP2314
2004-2005	V6-3.0L	182	GS	USEP2435M	USEP2314
2004-2005	V6-3.0L	182	FLEX; GS	USEP2455M	USEP2497
2005	V6-3.0L	182	Platinum Edition	USEP2435M	USEP2314
1995	V6-3.8L	232	18.6 Gallon Fuel Tank (Exc.Digital Instrument Cluster)	USEP2077S	USEP2042
1995	V6-3.8L	232	18.6 Gallon Fuel Tank (Digital Instrument Cluster)		USEP2042
1988-1989	V6-3.8L	232	16 Gallon Fuel Tank		USEP2001
1988-1989	V6-3.8L	232	18.6 Gallon Fuel Tank (Digital Instrument Cluster)	USEP2079S	USEP2042
1988-1995	V6-3.8L	232	GS; 16 Gallon Fuel Tank	USEP2076S	USEP2001
1988-1995	V6-3.8L	232	LS; 16 Gallon Fuel Tank	USEP2076S	USEP2001
1990-1993	V6-3.8L	232	18.6 Gallon Fuel Tank (Digital Instrument Cluster)	USEP2108S	USEP2042
1990-1995	V6-3.8L	232	16 Gallon Fuel Tank		USEP2042
1994	V6-3.8L	232	18.6 Gallon Fuel Tank (Exc.Digital Instrument Cluster) (From 01/94)	USEP2077S	USEP2042
1994	V6-3.8L	232	18.6 Gallon Fuel Tank (Exc.Digital Instrument Cluster) (To 01/94)	USEP2077S	USEP2042
1994	V6-3.8L	232	18.6 Gallon Fuel Tank (Digital Instrument Cluster) (From 01/94)	USEP2108S	USEP2042
1994	V6-3.8L	232	18.6 Gallon Fuel Tank (Digital Instrument Cluster) (To 01/94)	USEP2108S	USEP2042
TOPAZ					
1984	L4-2.3L	140	SOLD IN MEXICO; FI		USEP2015
1985-1986	L4-2.3L	140	FI	USEP2081S	USEP2015
1987	L4-2.3L	140	FI	USEP2081S	USEP2015
1987	L4-2.3L	140	FI; FWD	USEP2081S	USEP2015
1988-1989	L4-2.3L	140	FWD		USEP2065
1988-1989	L4-2.3L	140			USEP2065
1988-1991	L4-2.3L	140	AWD		USEP2052
1988-1992	L4-2.3L	140	LS	USEP2101S	USEP2068
1988-1992	L4-2.3L	140	LTS	USEP2101S	USEP2068
1988-1992	L4-2.3L	140	Sport	USEP2101S	USEP2068
1988-1992	L4-2.3L	140	XR5	USEP2101S	USEP2068
1988-1994	L4-2.3L	140	GS	USEP2101S	USEP2068
1990-1991	L4-2.3L	140	FWD		USEP2068
1990-1991	L4-2.3L	140			USEP2068
1992-1994	L4-2.3L	140			USEP2068
1992	V6-3.0L	182	LS	USEP2101S	USEP2068
1992	V6-3.0L	182	LTS	USEP2101S	USEP2068
1992	V6-3.0L	182	Sport	USEP2101S	USEP2068
1992	V6-3.0L	182	XR5	USEP2101S	USEP2068

Model Years	Engine Liters	Cubic Inches	Application Description	Fuel Pump Assembly	Fuel Pump Kit
1992-1994	V6-3.0L	182	GS	USEP2101S	USEP2068
1992-1994	V6-3.0L	182			USEP2068
TRACER					
1988-1989	L4-1.6L	98			USEP8023
1991-1996	L4-1.8L	112	LTS	USEP2151H	USEP2065
1991-1996	L4-1.9L	116	LS	USEP2151H	USEP2065
1997	L4-2.0L	121	LS	USEP2164H	USEP2065
1997	L4-2.0L	121	Trio	USEP2164H	USEP2065
1998	L4-2.0L	121	LS	USEP2197M	
1998	L4-2.0L	121	Trio	USEP2197M	
1999	L4-2.0L	121		USEP2246M	
VILLAGER					
1993-1997	V6-3.0L	182		USEP2114H	USEP2067
1999-2002	V6-3.3L	200			USEP2319
MERKUR					
SCORPIO					
1988-1989	V6-2.9L	177		USEP2155S	USEP2155
XR4TI					
1985-1989	L4-2.3L	140	External Pump		USEP2000
1985-1989	L4-2.3L	140			USEP2484
MG					
MIDGET					
1964-1966	L4-1.1L	67	In-Line		USEP8016SP
1967-1974	L4-1.3L	78	In-Line		USEP8016SP
MINI					
COOPER					
2002-2004	L4-1.6L	97		USEP8594M	
2004	L4-1.6L	98		USEP8594M	
MITSUBISHI					
3000GT					
1991-1992	V6-3.0L	181	6G72-T Desig.; Turbocharged		USEP8119
1991-1992	V6-3.0L	181	SL		USEP8229
1991-1992	V6-3.0L	181			USEP8229
1993-1996	V6-3.0L	181	6G72 Desig.		USEP8229
1993-1998	V6-3.0L	181	6G72-T Desig.; Turbocharged		USEP8119
1993-1999	V6-3.0L	181	6G72 Desig.; SL		USEP8229
1995-1996	V6-3.0L	181	6G72-T Desig.; Spyder VR-4; Turbocharged		USEP8119
1995-1996	V6-3.0L	181	6G72 Desig.; Spyder SL		USEP8229
1997-1999	V6-3.0L	181	6G72 Desig.		USEP8229
1999	V6-3.0L	181	6G72T Desig.; Turbocharged		USEP8119
DIAMANTE					
1992-1995	V6-3.0L	181	LS		USEP8229
1992-1996	V6-3.0L	181	ES		USEP8229
1997-1998	V6-3.5L	215	ES		USEP8229
1997-1998	V6-3.5L	215	LS		USEP8229
1999	V6-3.5L	215			USEP8229
2002-2004	V6-3.5L	215	VR-X		USEP8229
ECLIPSE					
1990	L4-1.8L	107	GS		USEP8023
1990	L4-1.8L	107			USEP8023
1991	L4-1.8L	107	GS; To 01/91		USEP8023
1991	L4-1.8L	107	To 01/91		USEP8023
1991	L4-1.8L	107	From 02/91		USEP8229
1991	L4-1.8L	107	GS; From 02/91		USEP8229
1992	L4-1.8L	107	GS		USEP8229
1992	L4-1.8L	107			USEP8229
1993-1994	L4-1.8L	107	GS		USEP8229
1993-1994	L4-1.8L	107			USEP8229
1990	L4-2.0L	122	GS		USEP8023
1990	L4-2.0L	122	GST; Turbocharged		USEP8023
1990,1992	L4-2.0L	122	GSX; Turbocharged		USEP8023
1991	L4-2.0L	122	GS; To 01/91		USEP8023
1991	L4-2.0L	122	GS; Turbocharged		USEP8023
1991	L4-2.0L	122	GSX; Turbocharged		USEP8023
1991	L4-2.0L	122	GS; From 02/91		USEP8229
1992	L4-2.0L	122	GS; Turbocharged		USEP8023



FUEL PUMP APPLICATION GUIDE

USMW
Professional Series

Model Years	Engine Liters	Cubic Inches	Application Description	Fuel Pump Assembly	Fuel Pump Kit
1992	L4-2.0L	122	GS		USEP8229
1993	L4-2.0L	122	GS; Exc. Calif		USEP8229
1993-1994	L4-2.0L	122	GS; Turbocharged		USEP8023
1993-1994	L4-2.0L	122	GSX; Turbocharged		USEP8023
1994	L4-2.0L	122	GS		USEP8229
1995	L4-2.0L	122	GS	USEP7081H	USEP8229
1995	L4-2.0L	122	RS	USEP7081H	USEP8229
1995-1996	L4-2.0L	122	4G63 Desig.; GSX; Turbocharged	USEP7080S	USEP8271
1995-1997	L4-2.0L	122	4G63 Desig.; GST; Turbocharged	USEP7082H	USEP8271
1995-1998	L4-2.0L	122	4G63 Desig.; GST; Turbocharged		USEP8271
1996-1997	L4-2.0L	122	420A Desig.	USEP7081H	USEP8229
1996-1997	L4-2.0L	122	4G63 Desig.; Spyder GST; Turbocharged	USEP7082H	USEP8271
1996-1998	L4-2.0L	122	420A Desig.; RS	USEP7081H	USEP8229
1996-1998	L4-2.0L	122	4G63 Desig.; Spyder GST; Turbocharged		USEP8271
1996-1999	L4-2.0L	122	420A Desig.; GS	USEP7081H	USEP8229
1999	L4-2.0L	122	4G63T Desig.; Spyder GST; Turbocharged		USEP8271
1996	L4-2.4L	146	4G64 Desig.; Spyder GS	USEP7081H	USEP8229
1997-1999	L4-2.4L	146			USEP8229
2000-2002	L4-2.4L	146	4G64 Desig.; GS		USEP8455
2001	L4-2.4L	146	4G64 Desig.; Spyder GS		USEP8455
2002	L4-2.4L	146	4G64 Desig.; Spyder GS; From 01/02		USEP8455
2002	L4-2.4L	146	4G64 Desig.; Spyder GS; To 01/02		USEP8455
2002-2003	L4-2.4L	146	4G64 Desig.; Spyder GS		USEP8229
2003,2005	L4-2.4L	146	4G64 Desig.; GS		USEP8229
2004	L4-2.4L	146	4G64 Desig.; RS		USEP8229
2004	L4-2.4L	146	4G64 Desig.; Spyder GS		USEP8456
2000	V6-3.0L	181	GT		USEP8456
2001-2005	V6-3.0L	181	6G72 Desig.; GT		USEP8456
2001-2005	V6-3.0L	181	6G72 Desig.; Spyder GT		USEP8456
2002	V6-3.0L	181	6G72 Desig.; GT; From 01/02		USEP8456
2002	V6-3.0L	181	6G72 Desig.; GT; To 01/02		USEP8456
2002	V6-3.0L	181	6G72 Desig.; Spyder GT; From 01/02		USEP8456
2002	V6-3.0L	181	6G72 Desig.; Spyder GT; To 01/02		USEP8456
2003	V6-3.0L	181	GTS		USEP8456
2003-2005	V6-3.0L	181	6G72 Desig.; Spyder GTS		USEP8456
2004-2005	V6-3.0L	181	6G72 Desig.; GTS		USEP8456
EXPO					
1992	L4-2.4L	146			USEP8229
1992-1993	L4-2.4L	146	FWD; SP		USEP8229
1993	L4-2.4L	146	FWD		USEP8229
1994-1995	L4-2.4L	146	FWD		USEP8229
EXPO LRV					
1992	L4-1.8L	112	FWD; Sport		USEP8229
1992	L4-1.8L	112			USEP8229
1993	L4-1.8L	112	4G93 Desig.; AWD		USEP8229
1993	L4-1.8L	112	4G93 Desig.; FWD		USEP8229
1994	L4-1.8L	112			USEP8229
1993	L4-2.4L	146	AWD		USEP8229
1993	L4-2.4L	146	FWD		USEP8229
1993-1994	L4-2.4L	146	Sport		USEP8229
1994	L4-2.4L	146			USEP8229
GALANT					
1989-1990	L4-2.0L	122	GS		USEP8023
1989-1990	L4-2.0L	122	LS		USEP8023
1989-1990	L4-2.0L	122			USEP8023
1991-1992	L4-2.0L	122	GS		USEP8229
1991-1992	L4-2.0L	122	GSR		USEP8229
1991-1992	L4-2.0L	122	LS		USEP8229
1991-1992	L4-2.0L	122			USEP8229
1993	L4-2.0L	122	ES		USEP8229
1993	L4-2.0L	122	LS		USEP8229
1993	L4-2.0L	122	S		USEP8229
1985-1987	L4-2.4L	146			USEP8023
1994	L4-2.4L	146	ES; From 11/93	USEP7081H	USEP8229
1994	L4-2.4L	146	GS; From 11/93	USEP7081H	USEP8229
1994	L4-2.4L	146	LS; From 11/93	USEP7081H	USEP8229
1994	L4-2.4L	146	S; From 11/93	USEP7081H	USEP8229
1995	L4-2.4L	146	ES; To 02/95	USEP7081H	USEP8229
1995	L4-2.4L	146	ES; w/ Automatic Trans.; (From 03/95) (DSM Plant Built)	USEP7081H	USEP8229

Model Years	Engine Liters	Cubic Inches	Application Description	Fuel Pump Assembly	Fuel Pump Kit
1995	L4-2.4L	146	ES; w/ Standard Trans.; (From 03/95)	USEP7081H	USEP8229
1995	L4-2.4L	146	LS; From 03/95 (DSM Plant Built)	USEP7081H	USEP8229
1995	L4-2.4L	146	LS; To 02/95	USEP7081H	USEP8229
1995	L4-2.4L	146	S; To 02/95	USEP7081H	USEP8229
1995	L4-2.4L	146	S; w/ Automatic Trans.; (From 03/95) (DSM Plant Built)	USEP7081H	USEP8229
1995	L4-2.4L	146	S; w/ Standard Trans.; (From 03/95)	USEP7081H	USEP8229
1996	L4-2.4L	146	ES; Exc.Calif (USA Built)	USEP7081H	USEP8229
1996	L4-2.4L	146	LS; Exc.Calif (USA Built)	USEP7081H	USEP8229
1996	L4-2.4L	146	S; Exc.Calif (USA Built)	USEP7081H	USEP8229
1997-1998	L4-2.4L	146	DE; Exc.Calif	USEP7081H	USEP8229
1997-1998	L4-2.4L	146	ES; Exc.Calif	USEP7081H	USEP8229
1997-1998	L4-2.4L	146	LS; Exc.Calif	USEP7081H	USEP8229
2000	L4-2.4L	146	4G64 Desig.; ES		USEP8229
2001	L4-2.4L	146	4G64 Desig.; ES		USEP8455
2002-2003	L4-2.4L	146	4G64 Desig.; LS		USEP8455
2004	L4-2.4L	146	Sold in Mexico		USEP8455
1988	V6-3.0L	181			USEP8023
2000,2002	V6-3.0L	181	GTZ		USEP8456
2003	V6-3.0L	181	GTZ		USEP8456
LANCER					
2005	L4-2.0L	122	4G63 Desig.; Evolution MR; Turbocharged		USEP8465
2005	L4-2.0L	122	4G63 Desig.; Evolution RS; Turbocharged		USEP8465
2005	L4-2.0L	122	4G63 Desig.; Evolution; Turbocharged		USEP8465
2006	L4-2.0L	122	4G63 Desig.; Evolution MR; Turbocharged		USEP8465
2006	L4-2.0L	122	4G63 Desig.; Evolution RS; Turbocharged		USEP8465
2006	L4-2.0L	122	4G63 Desig.; Evolution SE; Turbocharged		USEP8465
2006	L4-2.0L	122	4G63 Desig.; Evolution; Turbocharged		USEP8465
MIGHTY MAX					
1990	L4-2.4L	146	2 inch pump diameter		USEP3222
1991	L4-2.4L	146			USEP8229
1992	L4-2.4L	146	1 Ton		USEP8229
1992	L4-2.4L	146			USEP8229
1993	L4-2.4L	146			USEP8229
1994	L4-2.4L	146	From 01/94		USEP8229
1994	L4-2.4L	146	(To 01/94)		USEP8229
1995-1996	L4-2.4L	146			USEP8229
1990	V6-3.0L	181	2 inch pump diameter		USEP3222
1991	V6-3.0L	181			USEP8229
1992	V6-3.0L	181			USEP8229
1993-1994	V6-3.0L	181			USEP8229
MIRAGE					
1989	L4-1.5L	90	LS		USEP8023
1989	L4-1.5L	90			USEP8023
1990-1992	L4-1.5L	90			USEP8229
1993	L4-1.5L	90	4G15 Desig.; LS		USEP8229
1993-1995	L4-1.5L	90	4G15 Desig.; ES		USEP8229
1993-1996	L4-1.5L	90	4G15 Desig.; S		USEP8229
1985-1988	L4-1.6L	98	FI; Turbo; Turbocharged; 2 inch pump diameter		USEP3222
1989	L4-1.6L	98	Turbo; Turbocharged		USEP8023
1991-1992	L4-1.6L	98			USEP8229
1993-1995	L4-1.8L	112	4G93 Desig.; ES		USEP8229
1993-1996	L4-1.8L	112	4G93 Desig.; LS		USEP8229
1997-2002	L4-1.8L	112			USEP8229
MONTERO					
1989	V6-3.0L	181	2 Dr.; FI; SP; 2 inch pump diameter		USEP3222
1989	V6-3.0L	181	FI; Sport; 2 inch pump diameter		USEP3222
1990	V6-3.0L	181	2 Dr.; SP; 2 inch pump diameter		USEP3222
1990	V6-3.0L	181	Sport; 2 inch pump diameter		USEP3222
1992-1996	V6-3.0L	181			USEP8229
1994-1996	V6-3.5L	215			USEP8229
1997-1998	V6-3.5L	215			USEP8229
1999-2000	V6-3.5L	215			USEP2158
2001-2002	V6-3.5L	215	In-Tank		USEP8229
2003-2005	V6-3.8L	230	In-Tank		USEP12019
2006	V6-3.8L	230			USEP12019
MONTERO SPORT					
1997-1998	L4-2.4L	146	ES		USEP8229
1999	L4-2.4L	146	ES		USEP2158
1997-1998	V6-3.0L	181	LS		USEP8229

APPLICATIONS



FUEL PUMP APPLICATION GUIDE

USMW
Professional Series

Model Years	Engine Liters	Cubic Inches	Application Description	Fuel Pump Assembly	Fuel Pump Kit
1997-1998	V6-3.0L	181	XLS		USEP8229
1999-2000	V6-3.0L	181	LS		USEP2158
1999-2000	V6-3.0L	181	XLS		USEP2158
2000	V6-3.0L	181	ES		USEP2158
1999-2000	V6-3.5L	215	Limited		USEP2158
OUTLANDER					
2003-2004	L4-2.4L	146			USEP8503
2004	L4-2.4L	146			USEP8503
2005	L4-2.4L	146	XLS		USEP8503
2005-2006	L4-2.4L	146	Limited		USEP8503
2005-2006	L4-2.4L	146	LS		USEP8503
2006	L4-2.4L	146	SE		USEP8503
PRECIS					
1990-1991	L4-1.5L	91	RS		USEP8211
1990-1991	L4-1.5L	91			USEP8211
1992-1994	L4-1.5L	91			USEP8211
RAIDER					
2006-2007	V6-3.7L	226	DuroCross	USEP7198M	USEP7206
2006-2007	V6-3.7L	226	LS	USEP7198M	USEP7206
2007	V6-3.7L	226	DuroCross		USEP7206
2007	V6-3.7L	226	LS		USEP7206
2008-2009	V6-3.7L	226		USEP7198M	USEP7206
2006	V8-4.7L	285	DuroCross	USEP7198M	USEP7206
2006	V8-4.7L	285		USEP7198M	USEP7206
2007	V8-4.7L	285	LS	USEP7198M	USEP7206
2007	V8-4.7L	285	SE	USEP7198M	USEP7206
SIGMA					
1989-1990	V6-3.0L	181			USEP8023
STARION					
1985	L4-2.6L	156	ES; External Pump		USEP8000
1985	L4-2.6L	156	ESi; External Pump		USEP8000
1985	L4-2.6L	156	LE; External Pump		USEP8000
1985	L4-2.6L	156	LS; External Pump		USEP8000
1986-1987	L4-2.6L	156	ESi-R; External Pump		USEP8000
1986-1987	L4-2.6L	156	LE; External Pump		USEP8000
1988-1989	L4-2.6L	156	External Pump		USEP8000
VAN					
1987-1990	L4-2.4L	146	2 inch pump diameter		USEP3222
MITSUBISHI TRUCK					
MONTERO 2WD					
2005-2008	V6-3.5L	213	SOLD IN MEXICO; Sport only.; FI SOHC		USEP2158
NISSAN					
200SX					
1995-1998	L4-1.6L	97	GA16DE Desig.; SE		USEP8229
1985-1986	L4-1.8L	109	CA18ET Desig.; Turbo; Turbocharged		USEP8375
1985-1988	L4-2.0L	122	CA20E Desig.		USEP8375
1995	L4-2.0L	122	SR20DE Desig.		USEP8229
1995-1998	L4-2.0L	122	SE-R; SR20DE Desig.		USEP8229
1998	L4-2.0L	122	SR20DE Desig.		USEP8229
1987-1988	V6-3.0L	181	SE; VG30E Desig.		USEP8375
240SX					
1989-1998	L4-2.4L	146			USEP8235
300ZX					
1985-1989	V6-3.0L	182	2+2; VG30 Desig.		USEP8375
1985-1989	V6-3.0L	182	Turbo; Turbocharged; VG30T Desig.		USEP8375
1985-1989	V6-3.0L	182	VG30 Desig.		USEP8375
1990-1996	V6-3.0L	182	VG30DE Desig.; 2 Passenger Seating		USEP8111
1990-1996	V6-3.0L	182	2+2; VG30DE Desig.		USEP8113
1990-1996	V6-3.0L	182	VG30DE Desig.; 4 Passenger Seating		USEP8113
1990-1996	V6-3.0L	182	Turbo; Turbocharged; VG30DETT Desig.		USEP8114
350Z					
2003	V6-3.5L	213		USEP8534M	
2003,2005	V6-3.5L	215		USEP8534M	
2004	V6-3.5L	215	From 02/04	USEP8534M	
2004	V6-3.5L	215	To 02/04	USEP8534M	
2006	V6-3.5L	215	Track	USEP8534M	
2006,2008	V6-3.5L	215		USEP8534M	

Model Years	Engine Liters	Cubic Inches	Application Description	Fuel Pump Assembly	Fuel Pump Kit
2007	V6-3.5L	215	Enthusiast; From 03/07	USEP8534M	
2007	V6-3.5L	215	Enthusiast; To 03/07	USEP8534M	
2007	V6-3.5L	215	From 03/07	USEP8534M	
2007	V6-3.5L	215	Grand Touring; From 03/07	USEP8534M	
2007	V6-3.5L	215	Grand Touring; To 03/07	USEP8534M	
2007	V6-3.5L	215	Nismo; From 03/07	USEP8534M	
2007	V6-3.5L	215	Nismo; To 03/07	USEP8534M	
2007	V6-3.5L	215	To 03/07	USEP8534M	
2007	V6-3.5L	215	Touring; From 03/07	USEP8534M	
2007	V6-3.5L	215	Touring; To 03/07	USEP8534M	
2008	V6-3.5L	215	Nismo	USEP8534M	
720					
1985-1986	L4-2.0L	122	CARB; External Pump		USEP8318
1985	L4-2.4L	146	CARB; External Pump		USEP8318
1986	L4-2.4L	146	FI		USEP8376
ALMERA					
2000-2005	L4-1.8L	107	SOLD IN MEXICO; MFI DOHC		USEP8229
ALTIMA					
1994-1995	L4-2.4L	146	GLE		USEP8247
1994-1995	L4-2.4L	146	GXE		USEP8247
1994-1995	L4-2.4L	146	SE		USEP8247
1994-1995	L4-2.4L	146	XE		USEP8247
1996	L4-2.4L	146	Sold in Mexico		USEP8229
1996	L4-2.4L	146	GLE; to 10/95		USEP8247
1996	L4-2.4L	146	GXE; to 10/95		USEP8247
1996	L4-2.4L	146	SE; to 10/95		USEP8247
1996	L4-2.4L	146	XE; to 10/95		USEP8247
1997	L4-2.4L	146	GLE		USEP8229
1997	L4-2.4L	146	GXE		USEP8229
1997	L4-2.4L	146	SE		USEP8229
1997	L4-2.4L	146	XE		USEP8229
1997-1999	L4-2.4L	146	Sold in Mexico		USEP8229
1998-2001	L4-2.4L	146			USEP8229
2002-2003	L4-2.5L	151	QR25DE Desig.; SL	USEP8496M	
2004	L4-2.5L	151	QR25DE Desig.; Calif	USEP8545M	
2004	L4-2.5L	151	QR25DE Desig.; Exc.Calif	USEP8545M	
2005-2006	L4-2.5L	151	QR25DE Desig.; SL; Exc.Calif	USEP8545M	
2006	L4-2.5L	151	QR25DE Desig.; Federal	USEP8545M	
2006	L4-2.5L	151	QR25DE Desig.; S; Exc.Calif	USEP8545M	
2006	L4-2.5L	151	QR25DE Desig.; SL; Calif	USEP8545M	
2004	V6-3.5L	215	SE; VQ35DE Desig.; From 01/04	USEP8545M	
2005	V6-3.5L	215	SE-R; VQ35DE Desig.	USEP8545M	
2006	V6-3.5L	215	SE; VQ35DE Desig.; Exc.Calif	USEP8545M	
2006	V6-3.5L	215	SE-R; VQ35DE Desig.; Exc.Calif	USEP8545M	
2006	V6-3.5L	215	SL; VQ35DE Desig.; Exc.Calif	USEP8545M	
ARMADA					
2005	V8-5.6L	342	SE	USEP8595M	
2005-2006	V8-5.6L	340	LE	USEP8595M	
2005-2006	V8-5.6L	340	SE	USEP8595M	
2005-2006	V8-5.6L	340	SE Off-Road	USEP8595M	
AXXESS					
1990	L4-2.4L	146	AWD		USEP8235
D21					
1986-1987	L4-2.4L	146	Extended Cab Pickup; (Dual Rear Wheels)		USEP8376
1988-1989	L4-2.4L	146	USA Built		USEP8032
1988-1989	L4-2.4L	146	Japan Built	USEP8268S	USEP8376
1990	L4-2.4L	146	KA24E Desig.; USA Built (From 02/90)		USEP8032
1990	L4-2.4L	146	KA24E Desig.; USA Built (To 02/90)		USEP8032
1990-1991	L4-2.4L	146	KA24E Desig.; Japan Built	USEP8268S	USEP8376
1990-1991	L4-2.4L	146	KA24E Desig.; Japan Built		USEP8376
1991-1992	L4-2.4L	146	KA24E Desig.; USA Built		USEP8032
1992	L4-2.4L	146	KA24E Desig.; Japan Built (From 07/92)		USEP8229
1992	L4-2.4L	146	KA24E Desig.; Japan Built (To 07/92)		USEP8229
1992	L4-2.4L	146	KA24E Desig.; Japan Built (From 01/92)		USEP8376
1992	L4-2.4L	146	KA24E Desig.; Japan Built (To 01/92)		USEP8376
1993	L4-2.4L	146			USEP8032
1994	L4-2.4L	146	KA24E Desig.; Exc.Japan Built		USEP8032
1994	L4-2.4L	146	KA24E Desig.; Exc.Japan Built Vehicle		USEP8032
1994	L4-2.4L	146	KA24E Desig.; Japan Built		USEP8376



FUEL PUMP APPLICATION GUIDE

USMW
Professional Series

Model Years	Engine Liters	Cubic Inches	Application Description	Fuel Pump Assembly	Fuel Pump Kit
1986-1987	V6-3.0L	182	Extended Cab Pickup; SE; VG30 Desig.; (Dual Rear Wheels)		USEP8376
1988-1989	V6-3.0L	182	SE; VG30 Desig.; Heavy Duty (Dual Rear Wheels) (Japan Built)		USEP8376
1988-1989	V6-3.0L	182	SE; VG30 Desig.; Heavy Duty (Dual Rear Wheels) (USA Built)		USEP8376
1988-1989	V6-3.0L	182	SE; VG30 Desig.; Japan Built		USEP8376
1988-1989	V6-3.0L	182	SE; VG30 Desig.; USA Built		USEP8376
1990	V6-3.0L	181	Standard Cab Pickup; VG30E Desig.		USEP8032
1990	V6-3.0L	181	Standard Cab Pickup; VG30E Desig.; (Dual Rear Wheels)		USEP8032
1990	V6-3.0L	181	Standard Cab Pickup; VG30E Desig.; (Exc.Japan Built Vehicle); (From 02/90)		USEP8032
1990	V6-3.0L	181	Standard Cab Pickup; VG30E Desig.; (Exc.Japan Built Vehicle); (To 02/90)		USEP8032
1990	V6-3.0L	181	Standard Cab Pickup; VG30E Desig.; (Single Rear Wheels) (Japan Built)		USEP8032
1990	V6-3.0L	181	VG30E Desig.; Exc.Japan Built Vehicle		USEP8032
1990	V6-3.0L	181	Standard Cab Pickup; VG30E Desig.; (Japan Built)	USEP8268S	USEP8376
1990-1991	V6-3.0L	181	Extended Cab Pickup; VG30E Desig.; (Exc.Japan Built Vehicle)		USEP8376
1990-1991	V6-3.0L	181	Extended Cab Pickup; VG30E Desig.; (Japan Built)		USEP8376
1990-1991	V6-3.0L	181	Standard Cab Pickup; VG30E Desig.; (Japan Built)		USEP8376
1990-1991	V6-3.0L	181	Standard Cab Pickup; VG30E Desig.; (Single Rear Wheels) (Exc.Japan Built Vehicle)		USEP8376
1991	V6-3.0L	181	SE; VG30E Desig.; Exc.Japan Built Vehicle		USEP8032
1991	V6-3.0L	181	Extended Cab Pickup; SE; VG30E Desig.; (Japan Built)		USEP8376
1992	V6-3.0L	181	SE; VG30E Desig.; To 01/1992 (Exc.Japan Built Vehicle)		USEP8032
1992	V6-3.0L	181	RWD; SE; VG30E Desig.; From 01/1992 (Exc.Heavy Duty) (Japan Built Vehicle)		USEP8229
1992	V6-3.0L	181	Extended Cab Pickup; RWD; SE; VG30E Desig.; To 01/1992 (Japan Built Vehicle)	USEP8268S	USEP8376
1992	V6-3.0L	181	4WD; Extended Cab Pickup; SE; VG30E Desig.; To 01/1992 (Japan Built Vehicle)		USEP8376
1992	V6-3.0L	181	4WD; SE; VG30E Desig.; From 01/1992 (Exc.Heavy Duty) (Japan Built Vehicle)		USEP8376
1992	V6-3.0L	181	SE; VG30E Desig.; From 01/1992 (Exc.Heavy Duty) (Exc.Japan Built Vehicle)		USEP8376
1992	V6-3.0L	181	SE; VG30E Desig.; From 01/1992 (Heavy Duty)		USEP8376
1993	V6-3.0L	181	SE; VG30E Desig.; Japan Built		USEP8376
1994	V6-3.0L	181	4WD; SE; VG30E Desig.; Exc.Heavy Duty		USEP8376
1994	V6-3.0L	181	4WD; VG30E Desig.; Exc.Heavy Duty		USEP8376
1994	V6-3.0L	181	RWD; SE; VG30E Desig.; Exc.Heavy Duty		USEP8376
1994	V6-3.0L	181	SE; VG30E Desig.; Heavy duty		USEP8376
1994	V6-3.0L	181	VG30E Desig.; Heavy duty		USEP8376
FRONTIER					
1998	L4-2.4L	146	Exc.Low Fuel Warning	USEP8378S	USEP8229
1998	L4-2.4L	146	Low Fuel Warning	USEP8378S	USEP8537
1999	L4-2.4L	146	KA24DE Desig.; Low Fuel Warning	USEP8378S	USEP8229
1999	L4-2.4L	146	KA24DE Desig.; Exc.Low Fuel Warning	USEP8378S	USEP8537
2000	L4-2.4L	146	KA24DE Desig.; XE; Low Fuel Warning	USEP8378S	USEP8229
2000	L4-2.4L	146	KA24DE Desig.; XE; Exc.Low Fuel Warning	USEP8378S	USEP8537
2001-2004	L4-2.4L	146	KA24DE Desig.; XE		USEP8229
2005-2009	L4-2.5L	151	QR25DE Desig.; XE	USEP8743M	
2008-2009	L4-2.5L	151	QR25DE Desig.; SE	USEP8743M	
1999-2000	V6-3.3L	200	VG33E Desig.		USEP8458
2001,2004	V6-3.3L	200	SC; Supercharged; VG33ER Desig.		USEP8499
2001-2004	V6-3.3L	200	VG33E Desig.; XE		USEP8458
2002-2003	V6-3.3L	200	SVE; Supercharged; VG33ER Desig.		USEP8499
2005-2008	V6-4.0L	242	Nismo Off-Road; VQ40DE Desig.	USEP8743M	
2005-2009	V6-4.0L	242	LE; VQ40DE Desig.	USEP8743M	
2005-2009	V6-4.0L	242	SE; VQ40DE Desig.	USEP8743M	
2009	V6-4.0L	242	PRO-4X; VQ40DE Desig.	USEP8743M	
HIKARI					
1992	L4-1.6L	97	SOLD IN MEXICO; FI Turbo		USEP8272
1987-1991	L4-1.6L	97	SOLD IN MEXICO; FI Turbo		USEP8097
LUCINO					
1995-2000	L4-1.6L	97	SOLD IN MEXICO; 1.5" diameter pump.; MFI DOHC		USEP8229
1996-2000	L4-2.0L	122	SOLD IN MEXICO; 1.5" diameter pump.; MFI DOHC		USEP8229
MAXIMA					
1995	V6-3.0L	182	GLE		USEP8229
1995	V6-3.0L	182	GXE		USEP8229
1995	V6-3.0L	182	SE		USEP8229
1985-1988	V6-3.0L	181			USEP8075
1989-1991	V6-3.0L	181			USEP8190
1992-1993	V6-3.0L	181	GXE; VG30E Desig.		USEP8190
1993-1994	V6-3.0L	181	SE; VE30DE Desig.		USEP8235
1994	V6-3.0L	181	GXE; VG30E Desig.; From 02/94		USEP8190
1994	V6-3.0L	181	GXE; VG30E Desig.; To 02/94		USEP8190
1995-1996	V6-3.0L	182	24 Valve; Sold in Mexico		USEP8229
1996	V6-3.0L	182	GLE; From 04/96		USEP8229
1996	V6-3.0L	182	GLE; To 04/96		USEP8229
1996	V6-3.0L	182	GXE; From 04/96		USEP8229

Model Years	Engine Liters	Cubic Inches	Application Description	Fuel Pump Assembly	Fuel Pump Kit
1996	V6-3.0L	182	GXE; To 04/96		USEP8229
1996	V6-3.0L	182	SE; From 04/96		USEP8229
1996	V6-3.0L	182	SE; To 04/96		USEP8229
1997-1998	V6-3.0L	182	Sold in Mexico		USEP8229
1999	V6-3.0L	182			USEP8229
2000-2001	V6-3.0L	182			USEP8335
2002-2003	V6-3.5L	215			USEP8335
2004	V6-3.5L	215		USEP8545M	
2005-2008	V6-3.5L	215	SE	USEP8545M	
2005-2008	V6-3.5L	215	SL	USEP8545M	
MICRA					
2005	L4-1.4L	85	SOLD IN MEXICO; MFI DOHC		USEP8229
MURANO					
2003-2004	V6-3.5L	215		USEP8536M	
2005-2007	V6-3.5L	215	S	USEP8536M	
2005-2007	V6-3.5L	215	SE	USEP8536M	
2005-2007	V6-3.5L	215	SL	USEP8536M	
NISSAN SEDAN					
1965-1966	L4-1.6L	97	SOLD IN MEXICO; 2BL		USEP8012SP
1967-1984	L4-1.6L	97	SOLD IN MEXICO; 2BL		USEP8016S
NX					
1991-1993	L4-1.6L	97	GA16DE Desig.		USEP8272
1991-1993	L4-2.0L	122	SR20DE Desig.		USEP8272
PATHFINDER					
1987	L4-2.4L	146	E		USEP8116
1987-1988	V6-3.0L	181	VG30I Desig.		USEP8116
1989	V6-3.0L	181			USEP8116
1990-1995	V6-3.0L	181	SE		USEP8116
1990-1995	V6-3.0L	181	XE		USEP8116
1994-1995	V6-3.0L	181	LE		USEP8116
1996	V6-3.3L	200	LE; From 04/96		USEP8229
1996	V6-3.3L	200	LE; To 04/96		USEP8229
1996	V6-3.3L	200	SE; From 04/96		USEP8229
1996	V6-3.3L	200	SE; To 04/96		USEP8229
1996	V6-3.3L	200	XE; From 04/96		USEP8229
1996	V6-3.3L	200	XE; To 04/96		USEP8229
1997	V6-3.3L	200	LE		USEP8229
1997	V6-3.3L	200	SE		USEP8229
1997	V6-3.3L	200	XE		USEP8229
1997-1999	V6-3.3L	200	Sold in Mexico		USEP8229
1998,2000	V6-3.3L	200			USEP8229
1999	V6-3.3L	200	From 04/98		USEP8229
1999	V6-3.3L	200	To 04/98		USEP8229
2001-2003	V6-3.5L	211			USEP8432
2001-2003	V6-3.5L	215			USEP8432
2004	V6-3.5L	215	SE; VQ35DE Desig.		USEP8432
2005	V6-4.0L	242	XE	USEP8743M	
2005-2007	V6-4.0L	242	LE	USEP8743M	
2005-2007	V6-4.0L	242	SE	USEP8743M	
2005-2007	V6-4.0L	242	SE Off-Road	USEP8743M	
2006-2007	V6-4.0L	242	S	USEP8743M	
2008-2009	V6-4.0L	242	LE; VQ40DE Desig.	USEP8743M	
2008-2009	V6-4.0L	242	S; VQ40DE Desig.	USEP8743M	
2008-2009	V6-4.0L	242	SE Off-Road; VQ40DE Desig.	USEP8743M	
2008-2009	V6-4.0L	242	SE; VQ40DE Desig.	USEP8743M	
2004	V8-5.6L	340	Armada SE; VK56DE Desig.	USEP8595M	
PICKUP					
1995	L4-2.4L	146	Crew Cab Pickup; Sold in Mexico; To 12/94		USEP8032
1995	L4-2.4L	146			USEP8032
1995	L4-2.4L	146	KA24E Desig.; Exc.Low Fuel Warning		USEP8229
1995	L4-2.4L	146	KA24E Desig.; Low Fuel Warning		USEP8229
1995	L4-2.4L	146	KA24E Desig.; RWD; (Exc.Low Fuel Warning)		USEP8229
1995	L4-2.4L	146	KA24E Desig.; RWD; (Low Fuel Warning)		USEP8229
1995	L4-2.4L	146	Sold in Mexico; Standard Cab Pickup; from 12/94		USEP8229
1996	L4-2.4L	146	KA24E Desig.		USEP8229
1996	L4-2.4L	146	KA24E Desig.; SE		USEP8229
1996-1997	L4-2.4L	146	Crew Cab Pickup; Sold in Mexico		USEP8229
1996-1997	L4-2.4L	146	Sold in Mexico; Standard Cab Pickup		USEP8229
1997	L4-2.4L	146	Extended Cab Pickup; Sold in Mexico		USEP8229

APPLICATIONS



FUEL PUMP APPLICATION GUIDE

USMW
Professional Series

Model Years	Engine Liters	Cubic Inches	Application Description	Fuel Pump Assembly	Fuel Pump Kit
1997	L4-2.4L	146	SE		USEP8229
1997	L4-2.4L	146	XE		USEP8229
1997	L4-2.4L	146			USEP8229
1995	V6-3.0L	181	RWD; SE; VG30E Desig.		USEP8032
1995	V6-3.0L	181	RWD; VG30E Desig.		USEP8032
1995	V6-3.0L	181	4WD; SE; VG30E Desig.		USEP8376
1995	V6-3.0L	181	4WD; VG30E Desig.		USEP8376
PLATINA					
2002-2005	L4-1.6L	98	FI; Sold in Mexico		USEP12027
2002-2010	L4-1.6L	97	SOLD IN MEXICO; MFI DOHC		USEP12027
PULSAR NX					
1987	L4-1.6L	97	CA16DE Desig.; SE		USEP8098
1987-1988	L4-1.6L	97	E16I Desig.		USEP8097
1989	L4-1.6L	97	GA16I Desig.		USEP8098
1990	L4-1.6L	97	XE		USEP8098
1988-1989	L4-1.8L	109	CA18DE Desig.; SE		USEP8098
QUEST					
1993-1998	V6-3.0L	181	GXE		USEP2067
1993-1998	V6-3.0L	181	XE		USEP2067
1997-1998	V6-3.0L	181	Sold in Mexico		USEP2067
1999-2002	V6-3.3L	200			USEP2068
2004	V6-3.5L	215		USEP8545M	
2005-2009	V6-3.5L	215	S	USEP8545M	
2005-2009	V6-3.5L	215	SE	USEP8545M	
2005-2009	V6-3.5L	215	SL	USEP8545M	
2005-2009	V6-3.5L	215		USEP8545M	
ROGUE					
2010-2013	L4-2.5L	152			USEP8854
SAKURA					
1982-1987	L4-1.8L	107	SOLD IN MEXICO; 2BL		USEP8016S
SAMURAI					
1980-1984	L4-1.8L	107	SOLD IN MEXICO; 2BL		USEP8016S
SENTRA					
2000	L4-1.6L	97	SOLD IN MEXICO; 1.5" diameter pump.; MFI DOHC		USEP8229
1987	L4-1.6L	97	E16I Desig.; FI		USEP8097
1988	L4-1.6L	97	FWD; (USA Built)		USEP8097
1988	L4-1.6L	97	4WD		USEP8118
1989	L4-1.6L	97	FWD		USEP8098
1990	L4-1.6L	97	XE		USEP8098
1991-1994	L4-1.6L	97	GA16DE Desig.; Japan Built		USEP8272
1991-1994	L4-1.6L	97	GA16DE Desig.; USA Built		USEP8272
1993	L4-1.6L	97	GA16DE Desig.; GXE; USA Built		USEP8272
1993-1994	L4-1.6L	97	E; GA16DE Desig.; Japan Built		USEP8272
1993-1994	L4-1.6L	97	GA16DE Desig.; GXE; Japan Built		USEP8272
1993-1994	L4-1.6L	97	GA16DE Desig.; SE; Japan Built		USEP8272
1993-1994	L4-1.6L	97	GA16DE Desig.; SE; USA Built		USEP8272
1994	L4-1.6L	97	E; GA16DE Desig.; USA Built		USEP8272
1994	L4-1.6L	97	GA16DE Desig.; Limited Edition; Japan Built		USEP8272
1994	L4-1.6L	97	GA16DE Desig.; Limited Edition; USA Built		USEP8272
1995-1996	L4-1.6L	97	GLE; Japan Built		USEP8229
1995-1996	L4-1.6L	97	GLE; Mexico Built Vehicle		USEP8229
1995-1996	L4-1.6L	97	GXE; Japan Built		USEP8229
1995-1996	L4-1.6L	97	GXE; Mexico Built Vehicle		USEP8229
1995-1996	L4-1.6L	97	Japan Built		USEP8229
1995-1996	L4-1.6L	97	Mexico Built Vehicle		USEP8229
1995-1996	L4-1.6L	97	XE; Japan Built		USEP8229
1995-1996	L4-1.6L	97	XE; Mexico Built Vehicle		USEP8229
1996-1999	L4-1.6L	97	Sold in Mexico		USEP8229
1997	L4-1.6L	97	GLE		USEP8229
1997	L4-1.6L	97	GXE		USEP8229
1997	L4-1.6L	97			USEP8229
1998	L4-1.6L	97	GA16DE Desig.		USEP8229
1999	L4-1.6L	97	GA16DE Desig.; XE		USEP8229
2000-2001	L4-1.8L	109	QG18DE Desig.; XE		USEP2068
2002	L4-1.8L	109	CA; QG18DE Desig.		USEP8335
2002	L4-1.8L	109	GXE; QG18DE Desig.	USEP8427M	
2002	L4-1.8L	109	QG18DE Desig.; XE	USEP8427M	
2003	L4-1.8L	109	GXE; QG18DE Desig.	USEP8502M	

Model Years	Engine Liters	Cubic Inches	Application Description	Fuel Pump Assembly	Fuel Pump Kit
2003	L4-1.8L	109	QG18DE Desig.; XE	USEP8502M	
2004-2006	L4-1.8L	109	QG18DE Desig.; S	USEP8502M	
2005-2006	L4-1.8L	109	QG18DE Desig.	USEP8502M	
1991-1994	L4-2.0L	122	SE-R; SR20DE Desig.; Japan Built		USEP8272
1991-1994	L4-2.0L	122	SE-R; SR20DE Desig.; USA Built		USEP8272
1996-1997	L4-2.0L	122	SOLD IN MEXICO; 2" diameter pump; MFI DOHC		USEP8235
1996-1997	L4-2.0L	122	SOLD IN MEXICO; MFI DOHC		USEP8272
1998	L4-2.0L	122	SE; SR20DE Desig.		USEP8229
1999	L4-2.0L	122	SE; SR20DE Desig.		USEP8229
2000-2001	L4-2.0L	122	SE; SR20DE Desig.	USEP8427M	
2007-2009	L4-2.0L	122	MR20DE Desig.	USEP8752M	
2007-2009	L4-2.0L	122	MR20DE Desig.; S	USEP8752M	
2007-2009	L4-2.0L	122	MR20DE Desig.; SL	USEP8752M	
2009	L4-2.0L	122	MR20DE Desig.; SR	USEP8752M	
2002-2006	L4-2.5L	151	QR25DE Desig.; SE-R	USEP8502M	
2002-2006	L4-2.5L	151	QR25DE Desig.; SE-R Spec V	USEP8502M	
2003	L4-2.5L	151	Limited Edition; QR25DE Desig.	USEP8502M	
2004	L4-2.5L	151	QR25DE Desig.; S	USEP8502M	
2007-2009	L4-2.5L	151	QR25DE Desig.; SE-R	USEP8752M	
2007-2009	L4-2.5L	151	QR25DE Desig.; SE-R Spec V	USEP8752M	
STANZA					
1985	L4-2.0L	122	GL; External Pump		USEP8312
1985	L4-2.0L	122	XE; External Pump		USEP8312
1986	L4-2.0L	122	External Pump		USEP8312
1987-1989	L4-2.0L	122			USEP8048
1990-1992	L4-2.4L	146			USEP8235
STATION WAGON					
1965-1968	L4-1.6L	97	SOLD IN MEXICO; 2BL		USEP8012SP
1969-1984	L4-1.6L	97	SOLD IN MEXICO; 2BL		USEP8016S
1982-1984	L4-1.8L	107	SOLD IN MEXICO; 2BL		USEP8016S
TIIDA					
2007-2009	L4-1.8L	110	SOLD IN MEXICO; SFI	USEP10684M	USEP12019
TIIDA COMFORT					
2010	L4-1.8L	110	SOLD IN MEXICO; SFI DOHC	USEP10684M	USEP12019
TITAN					
2004	V8-5.6L	340	From 02/05	USEP8595M	
2004	V8-5.6L	340	To 02/05	USEP8595M	
2004	V8-5.6L	342	From 02/05	USEP8595M	
2004	V8-5.6L	342	To 02/05	USEP8595M	
2005	V8-5.6L	340	LE; From 02/05	USEP8595M	
2005	V8-5.6L	340	LE; To 02/05	USEP8595M	
2005	V8-5.6L	340	SE; From 02/05	USEP8595M	
2005	V8-5.6L	340	SE; To 02/05	USEP8595M	
2005	V8-5.6L	340	XE; From 02/05	USEP8595M	
2005	V8-5.6L	340	XE; To 02/05	USEP8595M	
2005	V8-5.6L	342	LE; From 02/05	USEP8595M	
2005	V8-5.6L	342	LE; To 02/05	USEP8595M	
2005	V8-5.6L	342	SE; From 02/05	USEP8595M	
2005	V8-5.6L	342	SE; To 02/05	USEP8595M	
2006	V8-5.6L	340	FLEX; LE	USEP8595M	
2006	V8-5.6L	340	FLEX; SE	USEP8595M	
2006	V8-5.6L	340	FLEX; XE	USEP8595M	
2006	V8-5.6L	340	LE	USEP8595M	
2006	V8-5.6L	340	SE	USEP8595M	
2006	V8-5.6L	340	XE	USEP8595M	
2006	V8-5.6L	342	LE	USEP8595M	
2006	V8-5.6L	342	SE	USEP8595M	
TSUBAME					
1993-2004	L4-1.6L	97	SOLD IN MEXICO; 2" diameter pump; MFI DOHC		USEP8235
1996-1997	L4-1.6L	97	SOLD IN MEXICO; MFI DOHC		USEP8272
1998-2000	L4-1.6L	97	SOLD IN MEXICO; MFI DOHC		USEP8229
TSURU					
1992	L4-1.6L	97	SOLD IN MEXICO; 2BL		USEP2195
1992	L4-1.6L	97	SOLD IN MEXICO; MFI DOHC		USEP2195
1993-1994	L4-1.6L	97	SOLD IN MEXICO; MFI DOHC		USEP8272
1995	L4-1.6L	97	Sold in Mexico; III		USEP8235
1995-1997	L4-1.6L	97	SOLD IN MEXICO; III model; MFI SOHC		USEP8235
1995-1997	L4-2.0L	122	SOLD IN MEXICO; MFI DOHC		USEP8272



FUEL PUMP APPLICATION GUIDE

USMW
Professional Series

Model Years	Engine Liters	Cubic Inches	Application Description	Fuel Pump Assembly	Fuel Pump Kit
TSURU GS					
1998-2009	L4-1.6L	97	SOLD IN MEXICO; 1.5" diameter pump.; MFI DOHC		USEP8229
TSURU GSI					
2010-2011	L4-1.6L	97	SOLD IN MEXICO; MFI DOHC		USEP8229
TSURU GSII					
2010-2011	L4-1.6L	97	SOLD IN MEXICO; MFI DOHC		USEP8229
VAN					
1987	L4-2.4L	146			USEP8118
1988	L4-2.4L	146	From 01/88		USEP8118
1988	L4-2.4L	146	To 01/88		USEP8118
XTERRA					
2000-2001	L4-2.4L	146	KA24DE Desig.		USEP8458
2002	L4-2.4L	146	KA24DE Desig.		USEP8458
2003-2004	L4-2.4L	146	KA24DE Desig.; XE		USEP8458
2005	L4-2.5L	151	Off-Road	USEP8743M	
2000-2001	V6-3.3L	200	VG33E Desig.		USEP8458
2002	V6-3.3L	200	Supercharged; VG33ER Desig.		USEP8458
2002	V6-3.3L	200	VG33E Desig.		USEP8458
2003-2004	V6-3.3L	200	SE; Supercharged; VG33ER Desig.		USEP8458
2003-2004	V6-3.3L	200	VG33E Desig.; XE		USEP8458
2005-2009	V6-4.0L	242	Off-Road	USEP8743M	
2005-2009	V6-4.0L	242	S	USEP8743M	
2005-2009	V6-4.0L	242	SE	USEP8743M	
2006-2009	V6-4.0L	242	X	USEP8743M	
NISSAN/DATSUN TRUCK					
FRONTIER PRO-4X 2WD					
2012	V6-4.0L	241	SOLD IN MEXICO; FI DOHC	USEP8743M	
ICHI VAN					
1987-1991	L4-1.8L	110	SOLD IN MEXICO; 2BL		USEP8016S
1994	L4-2.4L	146	SOLD IN MEXICO; FI		USEP8098
1991-1993	L4-2.4L	146	SOLD IN MEXICO; FI		USEP8229
PICKUP					
1965-1969	L4-1.3L	79	SOLD IN MEXICO; 2BL		USEP8012SP
1976-1983	L4-1.6L	98	SOLD IN MEXICO; 2BL		USEP8016S
1985	L4-1.8L	110	SOLD IN MEXICO; 1BL		USEP8318
1990	L4-1.8L	110	SOLD IN MEXICO; 1BL		USEP8376
1990	L4-1.8L	110	SOLD IN MEXICO; 2BL		USEP8376
1984-1985	L4-1.8L	110	SOLD IN MEXICO; 2BL		USEP8318
1986-1989	L4-1.8L	110	SOLD IN MEXICO; 1BL		USEP8016S
1991-1993	L4-1.8L	110	SOLD IN MEXICO; FI		USEP8376
1991-1993	L4-2.4L	146	SOLD IN MEXICO; FI		USEP8376
1998-2008	L4-2.4L	146	SOLD IN MEXICO; 1.5" diameter pump.; FI		USEP8229
PICKUP 2WD					
1994	L4-1.8L	110	SOLD IN MEXICO; FI		USEP8016S
2009-2010	L4-2.4L	146	SOLD IN MEXICO; MFI DOHC		USEP8229
2011-2014	L4-2.4L	146	SOLD IN MEXICO; MFI DOHC		USEP12080
URVAN					
2000-2005	L4-2.4L	146	SOLD IN MEXICO; FI		USEP8229
2008-2009	L4-2.5L	153	SOLD IN MEXICO; SFI DOHC		USEP8229
X-TRAIL					
2003-2006	L4-2.5L	153	SOLD IN MEXICO; SFI DOHC		USEP8213
2007-2008	L4-2.5L	153	SOLD IN MEXICO; SFI DOHC		USEP8458
OLDSMOBILE					
88					
1992	V6-3.8L	231	Royale LS; 2 inch pump diameter		USEP3222
1992	V6-3.8L	231	Royale; 2 inch pump diameter		USEP3222
1993	V6-3.8L	231	Royale		USEP3305
1993	V6-3.8L	231	Royale LS		USEP3305
1994	V6-3.8L	231	Royale LS; Harness Stamped CRC; Single inlet		USEP3290
1994	V6-3.8L	231	Royale; Harness Stamped CRC; Single inlet		USEP3290
1994	V6-3.8L	231	Royale LS; Harness Stamped CRC; Double inlet		USEP3290A
1994	V6-3.8L	231	Royale; Harness Stamped CRC; Double inlet		USEP3290A
1994	V6-3.8L	231	Royale LS; Fuel Sender Stamped CAC		USEP3305
1994	V6-3.8L	231	Royale; Fuel Sender Stamped CAC		USEP3305
1995	V6-3.8L	231	Royale LSS; Supercharged		USEP3285
1995	V6-3.8L	231	Royale; Single inlet		USEP3290
1995	V6-3.8L	231	Royale LS; Single inlet		USEP3290

Model Years	Engine Liters	Cubic Inches	Application Description	Fuel Pump Assembly	Fuel Pump Kit
1995	V6-3.8L	231	Royale LSS; Single inlet		USEP3290
1995	V6-3.8L	231	Royale; Double inlet		USEP3290A
1995	V6-3.8L	231	Royale LS; Double inlet		USEP3290A
1995	V6-3.8L	231	Royale LSS; Double inlet		USEP3290A
1996-1998	V6-3.8L	231	Royale; Single inlet		USEP3290
1996-1998	V6-3.8L	231	Royale LS; Single inlet		USEP3290
1996-1998	V6-3.8L	231	Royale; Double inlet		USEP3290A
1996-1998	V6-3.8L	231	Royale LS; Double inlet		USEP3290A
1999	V6-3.8L	231	Single inlet		USEP3290
1999	V6-3.8L	231	Double inlet		USEP3290A
98					
1985	V6-3.0L	181	CARB; Regency		USEP3900
1985	V6-3.8L	231	FI; Regency Brougham; 1.45 inch pump diameter		USEP3240
1985	V6-3.8L	231	FI; Regency; 1.45 inch pump diameter		USEP3240
1986	V6-3.8L	231	Regency; 1.45 inch pump diameter		USEP3240
1986-1987	V6-3.8L	231	Regency Brougham; 1.45 inch pump diameter		USEP3240
1987	V6-3.8L	231	Regency Grande; 1.45 inch pump diameter		USEP3240
1988	V6-3.8L	231	Regency Brougham; 2 inch pump diameter; Harness Stamped CPB,CPC		USEP3222
1988	V6-3.8L	231	Regency Touring; 2 inch pump diameter; Harness Stamped CPB,CPC		USEP3222
1988	V6-3.8L	231	Regency; 2 inch pump diameter; Harness Stamped CPB,CPC		USEP3222
1988	V6-3.8L	231	Regency Brougham; 1.45 inch pump diameter; Harness Stamped HEL,HEM		USEP3240
1988	V6-3.8L	231	Regency Touring; 1.45 inch pump diameter; Harness Stamped HEL,HEM		USEP3240
1988	V6-3.8L	231	Regency; 1.45 inch pump diameter; Harness Stamped HEL,HEM		USEP3240
1989-1990	V6-3.8L	231	Regency Brougham; 2 inch pump diameter		USEP3222
1989-1990	V6-3.8L	231	Regency Touring; 2 inch pump diameter		USEP3222
1989-1990	V6-3.8L	231	Regency; 2 inch pump diameter		USEP3222
1991	V6-3.8L	231	Regency Elite; 2 inch pump diameter		USEP3222
1991	V6-3.8L	231	Touring; 2 inch pump diameter		USEP3222
1992	V6-3.8L	231	Regency Elite; 2 inch pump diameter		USEP3222
1992	V6-3.8L	231	Regency; 2 inch pump diameter		USEP3222
1992	V6-3.8L	231	Touring; 2 inch pump diameter		USEP3222
1992-1993	V6-3.8L	231	Supercharged; Touring		USEP3285
1993	V6-3.8L	231	Regency		USEP3305
1993	V6-3.8L	231	Regency Elite		USEP3305
1993	V6-3.8L	231	Touring		USEP3305
1994	V6-3.8L	231	Regency Elite; Supercharged		USEP3285
1994	V6-3.8L	231	Regency Elite; Harness Stamped CRC; Single inlet		USEP3290
1994	V6-3.8L	231	Regency; Harness Stamped CRC; Single inlet		USEP3290
1994	V6-3.8L	231	Regency Elite; Harness Stamped CRC; Double inlet		USEP3290A
1994	V6-3.8L	231	Regency; Harness Stamped CRC; Double inlet		USEP3290A
1994	V6-3.8L	231	Regency Elite; Fuel Sender Stamped CAC		USEP3305
1994	V6-3.8L	231	Regency; Fuel Sender Stamped CAC		USEP3305
1995	V6-3.8L	231	Supercharged		USEP3285
1995	V6-3.8L	231	Single inlet		USEP3290
1995	V6-3.8L	231	Double inlet		USEP3290A
1996	V6-3.8L	231	Single inlet		USEP3290
1996	V6-3.8L	231	Double inlet		USEP3290A
1985	V6-4.3L	260	DIESEL; FI; Regency Brougham; Exc.External EGR Valve; External Pump		USEP3073
1985	V6-4.3L	260	DIESEL; FI; Regency; Exc.External EGR Valve; External Pump		USEP3073
1985	V6-4.3L	260	DIESEL; FI; Regency Brougham; External EGR Valve; External Pump		USEP3076
1985	V6-4.3L	260	DIESEL; FI; Regency; External EGR Valve; External Pump		USEP3076
1985	V6-4.3L	260	In-Line; Regency		USEP8012SP
1984	V8-5.7L	350	In-Line; Regency Brougham		USEP8012SP
ACHIEVA					
1992	L4-2.3L	138	S	USEP3917M	USEP3313
1992	L4-2.3L	138	SC	USEP3917M	USEP3313
1992	L4-2.3L	138	SL	USEP3917M	USEP3313
1992	L4-2.3L	140	S	USEP3917M	USEP3313
1992	L4-2.3L	140	SC	USEP3917M	USEP3313
1992	L4-2.3L	140	SCX	USEP3917M	USEP3313
1992,1994	L4-2.3L	140	SC		USEP3313
1992-1993	L4-2.3L	140	S		USEP3313
1992-1993	L4-2.3L	140	SCX		USEP3313
1992-1994	L4-2.3L	138	S		USEP3313
1992-1995	L4-2.3L	138	S		USEP3313
1992-1995	L4-2.3L	138	SL		USEP3313
1993	L4-2.3L	140	S	USEP3918M	USEP3313
1993	L4-2.3L	140	SCX	USEP3918M	USEP3313
1993-1994	L4-2.3L	138	S	USEP3918M	USEP3313



FUEL PUMP APPLICATION GUIDE

USMW
Professional Series

Model Years	Engine Liters	Cubic Inches	Application Description	Fuel Pump Assembly	Fuel Pump Kit
1993-1995	L4-2.3L	138	S	USEP3918M	USEP3313
1993-1995	L4-2.3L	138	SL	USEP3918M	USEP3313
1994	L4-2.3L	138	SC	USEP3918M	USEP3313
1994	L4-2.3L	140	SL	USEP3918M	USEP3313
1994	L4-2.3L	140	SC	USEP3918M	USEP3313
1996	L4-2.4L	146	SC	USEP3919M	USEP3240R
1996	L4-2.4L	146	SL	USEP3919M	USEP3240R
1997-1998	L4-2.4L	146		USEP3919M	USEP3240R
1994	V6-3.1L	189	SC	USEP3918M	USEP3313
1994-1995	V6-3.1L	189	S	USEP3918M	USEP3313
1994-1995	V6-3.1L	189	SL	USEP3918M	USEP3313
1996	V6-3.1L	189	SC	USEP3919M	USEP3240R
1996	V6-3.1L	189	SL	USEP3919M	USEP3240R
1997-1998	V6-3.1L	189		USEP3919M	USEP3240R
1992	V6-3.3L	204	SC	USEP3917M	USEP3313
1992	V6-3.3L	204	S	USEP3917M	USEP3313
1992	V6-3.3L	204	SL	USEP3917M	USEP3313
1992-1993	V6-3.3L	204	S		USEP3313
1992-1993	V6-3.3L	204	SL		USEP3313
1993	V6-3.3L	204	S	USEP3918M	USEP3313
1993	V6-3.3L	204	SL	USEP3918M	USEP3313
ALERO					
2002-2003	L4-2.2L	134	L61 Desig.	USEP3507M	USEP3507
2004	L4-2.2L	134	GL; L61 Desig.	USEP3507M	USEP3507
1999	L4-2.4L	146		USEP3950M	
2000-2001	L4-2.4L	146		USEP3507M	USEP3507
1999	V6-3.4L	207		USEP3950M	
2000-2003	V6-3.4L	207		USEP3507M	USEP3507
2004	V6-3.4L	207	GL	USEP3507M	USEP3507
AURORA					
2001-2002	V6-3.5L	214		USEP3518M	
1995-1996	V8-4.0L	244		USEP3912M	
1997	V8-4.0L	244		USEP3936M	
1998-1999	V8-4.0L	244		USEP3533M	
2001-2002	V8-4.0L	244		USEP3518M	
2003	V8-4.0L	244		USEP3518M	
BRAVADA					
2002-2004	L6-4.2L	256		USEP3549M	
1991	V6-4.3L	262		USEP3632S	USEP3902
1992	V6-4.3L	262	MFI		USEP3270
1992	V6-4.3L	262	TBI		USEP3902
1992-1994	V6-4.3L	262	Electronic; FI; Front	USEP3625S	USEP3270
1992-1994	V6-4.3L	262	Electronic; FI; Primary	USEP3624S	USEP3902
1993-1994	V6-4.3L	262			USEP3270
1996	V6-4.3L	262		USEP3925M	USEP3240R
1997	V6-4.3L	262		USEP3953M	USEP3240R
1998	V6-4.3L	262	Exc. 18 Gallon Fuel Tank	USEP3953M	USEP3240R
1998	V6-4.3L	262	18 Gallon Fuel Tank	USEP3992M	USEP3240R
1999-2001	V6-4.3L	262		USEP3992M	USEP3240R
CALAIS					
1987	L4-2.3L	138	GT; 1.45 inch pump diameter; 1st Design		USEP3240
1987	L4-2.3L	138	GT; 2nd Design		USEP3265
1985	L4-2.5L	151			USEP3902
1985-1987	L4-2.5L	151	Supreme		USEP3902
1986-1987	L4-2.5L	151	GT		USEP3902
1985	V6-3.0L	181	1.45 inch pump diameter		USEP3240
1985-1987	V6-3.0L	181	Supreme; 1.45 inch pump diameter		USEP3240
1986-1987	V6-3.0L	181	GT; 1.45 inch pump diameter		USEP3240
CUSTOM CRUISER					
1991	V8-5.0L	305			USEP3268
1992	V8-5.0L	305			USEP3268
1984	V8-5.7L	350	In-Line		USEP8012SP
1985	V8-5.7L	350	DIESEL; FI; External Pump		USEP3076
1992	V8-5.7L	350			USEP3268
CUTLASS					
1997	V6-3.1L	189	GLS	USEP3945M	USEP3240R
1997	V6-3.1L	189		USEP3945M	USEP3240R
1998	V6-3.1L	189		USEP3950M	
1999	V6-3.1L	189		USEP3950M	

Model Years	Engine Liters	Cubic Inches	Application Description	Fuel Pump Assembly	Fuel Pump Kit
CUTLASS CALAIS					
1988,1991	L4-2.3L	138	GT		USEP3265
1988-1989	L4-2.3L	138	International		USEP3265
1988-1989	L4-2.3L	138	SL		USEP3265
1989	L4-2.3L	140	International		USEP3265
1989-1991	L4-2.3L	138	S		USEP3265
1989-1991	L4-2.3L	140	1.45 inch pump diameter		USEP3240
1990	L4-2.3L	138	1.45 inch pump diameter		USEP3240
1991	L4-2.3L	140	S		USEP3265
1988-1989	L4-2.5L	151	SL		USEP3212
1988-1991	L4-2.5L	151	GT		USEP3212
1989-1991	L4-2.5L	151	S		USEP3212
1988	V6-3.0L	181	1.45 inch pump diameter		USEP3240
1988	V6-3.0L	181	GT; 1.45 inch pump diameter		USEP3240
1988	V6-3.0L	181	SL; 1.45 inch pump diameter		USEP3240
1989	V6-3.3L	204	S		USEP3265
1989-1991	V6-3.3L	204	SL		USEP3265
1982-1984	V6-4.3L	260	In-Line		USEP8012SP
CUTLASS CIERA					
1993	L4-2.2L	134	Single inlet		USEP3290
1993	L4-2.2L	134	Double inlet		USEP3290A
1993-1994	L4-2.2L	134	S; Single inlet		USEP3290
1993-1994	L4-2.2L	134	S; Double inlet		USEP3290A
1995-1996	L4-2.2L	134	Single inlet		USEP3290
1995-1996	L4-2.2L	134	Double inlet		USEP3290A
1985	L4-2.5L	151	Brougham; FI		USEP3901
1985	L4-2.5L	151	Cruiser LS; FI		USEP3901
1985	L4-2.5L	151	FI; Holiday		USEP3901
1985	L4-2.5L	151	FI; LS		USEP3901
1986	L4-2.5L	151	Brougham; FI		USEP3902
1986	L4-2.5L	151	FI; Holiday		USEP3902
1987	L4-2.5L	151	Brougham		USEP3902
1987	L4-2.5L	151	LS		USEP3902
1987	L4-2.5L	151	S		USEP3902
1987	L4-2.5L	151	SL		USEP3902
1988	L4-2.5L	151	LS; Harness Stamped ARA		USEP3212
1988	L4-2.5L	151	S; Harness Stamped ARA		USEP3212
1988	L4-2.5L	151	LS; Harness Stamped APH		USEP3902
1988	L4-2.5L	151	S; Harness Stamped APH		USEP3902
1988	L4-2.5L	151	SL; Harness Stamped APH		USEP3902
1989-1990	L4-2.5L	151	SL		USEP3212
1989-1992	L4-2.5L	151			USEP3212
1991	L4-2.5L	151	S		USEP3212
1987	V6-2.8L	173	Brougham; Sedan; 1.45 inch pump diameter		USEP3240
1987-1988	V6-2.8L	173	Coupe; S; 1.45 inch pump diameter		USEP3240
1987-1988	V6-2.8L	173	LS; Sedan; 1.45 inch pump diameter		USEP3240
1987-1989	V6-2.8L	173	Coupe; SL; 1.45 inch pump diameter		USEP3240
1989	V6-2.8L	173	Coupe; 1.45 inch pump diameter		USEP3240
1989	V6-2.8L	173	Sedan; 1.45 inch pump diameter		USEP3240
1989	V6-2.8L	173	SL; Sedan; 1.45 inch pump diameter		USEP3240
1994	V6-3.1L	189	SL; Single inlet		USEP3290
1994	V6-3.1L	189	SL		USEP3290A
1995-1996	V6-3.1L	189	Single inlet		USEP3290
1995-1996	V6-3.1L	189	Double inlet		USEP3290A
1989-1990	V6-3.3L	204	Coupe; GT; 1.45 inch pump diameter		USEP3240
1989-1990	V6-3.3L	204	Coupe; SL; 1.45 inch pump diameter		USEP3240
1989-1990	V6-3.3L	204	GT; Sedan; 1.45 inch pump diameter		USEP3240
1989-1992	V6-3.3L	204	Coupe; 1.45 inch pump diameter		USEP3240
1989-1992	V6-3.3L	204	Sedan; 1.45 inch pump diameter		USEP3240
1989-1992	V6-3.3L	204	SL; Sedan; 1.45 inch pump diameter		USEP3240
1991	V6-3.3L	204	S; 2 inch pump diameter		USEP3222
1991	V6-3.3L	204	Coupe; S; 1.45 inch pump diameter		USEP3240
1991-1992	V6-3.3L	204	2 inch pump diameter		USEP3222
1991-1992	V6-3.3L	204	S; Sedan; 1.45 inch pump diameter		USEP3240
1993	V6-3.3L	204	SL; Single inlet		USEP3290
1993	V6-3.3L	204	Single inlet		USEP3290
1993	V6-3.3L	204	SL; Double inlet		USEP3290A
1993	V6-3.3L	204	Double inlet		USEP3290A
1984	V6-3.8L	231	Brougham; 1.45 inch pump diameter		USEP3240

Model Years	Engine Liters	Cubic Inches	Application Description	Fuel Pump Assembly	Fuel Pump Kit
1984	V6-3.8L	231	Cruiser LS; 1.45 inch pump diameter		USEP3240
1984,1986	V6-3.8L	231	LS; 1.45 inch pump diameter		USEP3240
1985	V6-3.8L	231	Brougham; FI; 1.45 inch pump diameter		USEP3240
1985	V6-3.8L	231	Cruiser LS; FI; 1.45 inch pump diameter		USEP3240
1985	V6-3.8L	231	FI; Holiday; 1.45 inch pump diameter		USEP3240
1985	V6-3.8L	231	FI; LS; 1.45 inch pump diameter		USEP3240
1986	V6-3.8L	231	Coupe; FI; Holiday; 1.45 inch pump diameter		USEP3240
1986	V6-3.8L	231	S; 1.45 inch pump diameter		USEP3240
1986	V6-3.8L	231	SL; 1.45 inch pump diameter		USEP3240
1987	V6-3.8L	231	Brougham; Sedan; 1.45 inch pump diameter		USEP3240
1987-1988	V6-3.8L	231	Coupe; S; 1.45 inch pump diameter		USEP3240
1987-1988	V6-3.8L	231	Coupe; SL; 1.45 inch pump diameter		USEP3240
1987-1988	V6-3.8L	231	LS; Sedan; 1.45 inch pump diameter		USEP3240
1988	V6-3.8L	231	International; Sedan; 1.45 inch pump diameter		USEP3240
1982-1983	V6-4.3L	260	In-Line		USEP8012SP
1984	V6-4.3L	260	Brougham; In-Line		USEP8012SP
1985	V6-4.3L	260	Brougham; DIESEL; FI; External Pump		USEP3076
1985	V6-4.3L	260	Cruiser LS; DIESEL; FI; External Pump		USEP3076
1985	V6-4.3L	260	DIESEL; FI; LS; External Pump		USEP3076
1985	V6-4.3L	260	Cruiser LS; In-Line		USEP8012SP
1985	V6-4.3L	260	In-Line; LS		USEP8012SP
CUTLASS CRUISER					
1987	L4-2.5L	151	Brougham		USEP3902
1987	L4-2.5L	151	LS		USEP3902
1988	L4-2.5L	151	LS; Harness Stamped ARA		USEP3212
1988	L4-2.5L	151	SL; Harness Stamped ARA		USEP3212
1988	L4-2.5L	151	LS; Harness Stamped APH		USEP3902
1988	L4-2.5L	151	SL; Harness Stamped APH		USEP3902
1989	L4-2.5L	151	SL		USEP3212
1989-1990	L4-2.5L	151			USEP3212
1987	V6-2.8L	173	Brougham; 2 inch pump diameter		USEP3222
1987-1988	V6-2.8L	173	LS; 2 inch pump diameter		USEP3222
1988-1989	V6-2.8L	173	SL; 2 inch pump diameter		USEP3222
1989	V6-2.8L	173	2 inch pump diameter		USEP3222
1994	V6-3.1L	189	S; Single inlet		USEP3290
1994	V6-3.1L	189	Special Edition, Single inlet		USEP3290
1994	V6-3.1L	189	Single inlet		USEP3290
1994	V6-3.1L	189	S; Double inlet		USEP3290A
1994	V6-3.1L	189	Special Edition, double inlet		USEP3290A
1994	V6-3.1L	189	Double inlet		USEP3290A
1989-1990	V6-3.3L	204	2 inch pump diameter		USEP3222
1989-1990	V6-3.3L	204	SL; 2 inch pump diameter		USEP3222
1991-1992	V6-3.3L	204	S; Wagon; 2 inch pump diameter		USEP3222
1991-1992	V6-3.3L	204	SL; Wagon; 2 inch pump diameter		USEP3222
1993	V6-3.3L	204	S; Single inlet		USEP3290
1993	V6-3.3L	204	Single inlet		USEP3290
1993	V6-3.3L	204	S; Double inlet		USEP3290A
1993	V6-3.3L	204	Double inlet		USEP3290A
1987	V6-3.8L	231	Brougham; 2 inch pump diameter		USEP3222
1987-1988	V6-3.8L	231	LS; 2 inch pump diameter		USEP3222
1988	V6-3.8L	231	SL; 2 inch pump diameter		USEP3222
CUTLASS SALON					
1985	V8-5.7L	350	DIESEL; FI; External Pump		USEP3076
1985	V8-5.7L	350	In-Line		USEP8012SP
CUTLASS SUPREME					
1990	L4-2.3L	138	1.45 inch pump diameter; OE UNIT Stamped WEL,WER		USEP3240
1990	L4-2.3L	138	OE UNIT Stamped WEM		USEP3265
1990	L4-2.3L	140	1.45 inch pump diameter; OE UNIT Stamped WEL,WER		USEP3240
1990	L4-2.3L	140	International; 1.45 inch pump diameter; OE UNIT Stamped WEL,WER		USEP3240
1990	L4-2.3L	140	International; OE UNIT Stamped WEM		USEP3265
1990	L4-2.3L	140	OE UNIT Stamped WEM		USEP3265
1991	L4-2.3L	138	1.45 inch pump diameter		USEP3240
1988	V6-2.8L	173	FI; Indy 500 Pace Car; 1.45 inch pump diameter; OE UNIT Stamped WEC		USEP3240
1988	V6-2.8L	173	FI; Indy 500 Pace Car; 1.45 inch pump diameter; OE UNIT Stamped WEC07		USEP3240
1988	V6-2.8L	173	FI; International; 1.45 inch pump diameter; OE UNIT Stamped WEC		USEP3240
1988	V6-2.8L	173	FI; International; 1.45 inch pump diameter; OE UNIT Stamped WEC07		USEP3240
1988	V6-2.8L	173	FI; SL; 1.45 inch pump diameter; OE UNIT Stamped WEC		USEP3240
1988	V6-2.8L	173	FI; SL; 1.45 inch pump diameter; OE UNIT Stamped WEC07		USEP3240
1988	V6-2.8L	173	FI; Indy 500 Pace Car; OE UNIT Stamped WEC22		USEP3265

Model Years	Engine Liters	Cubic Inches	Application Description	Fuel Pump Assembly	Fuel Pump Kit
1988	V6-2.8L	173	FI; International; OE UNIT Stamped WEC22		USEP3265
1988	V6-2.8L	173	FI; SL; OE UNIT Stamped WEC22		USEP3265
1989	V6-2.8L	173	1.45 inch pump diameter; OE UNIT Stamped WEL		USEP3240
1989	V6-2.8L	173	International; 1.45 inch pump diameter; OE UNIT Stamped WEL		USEP3240
1989	V6-2.8L	173	SL; 1.45 inch pump diameter; OE UNIT Stamped WEL		USEP3240
1989	V6-2.8L	173	International; OE UNIT Stamped WEM		USEP3265
1989	V6-2.8L	173	OE UNIT Stamped WEM		USEP3265
1989	V6-2.8L	173	SL; OE UNIT Stamped WEM		USEP3265
1989	V6-3.1L	189	1.45 inch pump diameter; OE UNIT Stamped WEL		USEP3240
1989	V6-3.1L	189	International; 1.45 inch pump diameter; OE UNIT Stamped WEL		USEP3240
1989	V6-3.1L	189	SL; 1.45 inch pump diameter; OE UNIT Stamped WEL		USEP3240
1989-1990	V6-3.1L	189	International; OE UNIT Stamped WEM		USEP3265
1989-1990	V6-3.1L	189	OE UNIT Stamped WEM		USEP3265
1989-1990	V6-3.1L	189	SL; OE UNIT Stamped WEM		USEP3265
1990	V6-3.1L	189	1.45 inch pump diameter; OE UNIT Stamped WEL,WER		USEP3240
1990	V6-3.1L	189	International; 1.45 inch pump diameter; OE UNIT Stamped WEL,WER		USEP3240
1990	V6-3.1L	189	SL; 1.45 inch pump diameter; OE UNIT Stamped WEL,WER		USEP3240
1991	V6-3.1L	189	SL		USEP3265
1991-1993	V6-3.1L	189	International		USEP3265
1992-1993	V6-3.1L	189	S		USEP3265
1992-1993	V6-3.1L	189			USEP3265
1993-1994	V6-3.1L	189	S		USEP3265
1994-1995	V6-3.1L	189			USEP3265
1995	V6-3.1L	189	SL		USEP3265
1996	V6-3.1L	189			USEP3265
1997	V6-3.1L	189	SL		USEP3265
1997	V6-3.1L	189			USEP3265
1991-1994	V6-3.4L	207	1.45 inch pump diameter		USEP3240
1992	V6-3.4L	207	International		USEP3265
1994-1995	V6-3.4L	207			USEP3265
1995	V6-3.4L	207	SL		USEP3265
1982-1983	V6-4.3L	260	In-Line		USEP8012SP
1984	V6-4.3L	260	Brougham; In-Line		USEP8012SP
1984	V8-5.7L	350	Brougham; In-Line		USEP8012SP
1985	V8-5.7L	350	Brougham; DIESEL; FI; External Pump		USEP3076
1985	V8-5.7L	350	DIESEL; FI; LS; External Pump		USEP3076
1985	V8-5.7L	350	In-Line; LS		USEP8012SP
DELTA 88					
1986	V6-3.0L	181	Royale Brougham; 1.45 inch pump diameter		USEP3240
1986	V6-3.0L	181	Royale; 1.45 inch pump diameter		USEP3240
1986	V6-3.8L	231	Royale Brougham; 1.45 inch pump diameter		USEP3240
1986	V6-3.8L	231	Royale; 1.45 inch pump diameter		USEP3240
1987	V6-3.8L	231	Royale Brougham; 1.45 inch pump diameter		USEP3240
1987	V6-3.8L	231	Royale; 1.45 inch pump diameter		USEP3240
1988	V6-3.8L	231	Royale Brougham; 2 inch pump diameter; Harness Stamped CPB,CPC		USEP3222
1988	V6-3.8L	231	Royale; 2 inch pump diameter; Harness Stamped CPB,CPC		USEP3222
1988	V6-3.8L	231	Royale Brougham; 1.45 inch pump diameter; Harness Stamped CPD,CPE		USEP3240
1988	V6-3.8L	231	Royale Brougham; 1.45 inch pump diameter; Harness Stamped HEL		USEP3240
1988	V6-3.8L	231	Royale; 1.45 inch pump diameter; Harness Stamped CPD,CPE		USEP3240
1988	V6-3.8L	231	Royale; 1.45 inch pump diameter; Harness Stamped HEL		USEP3240
1989	V6-3.8L	231	Royale Brougham; 2 inch pump diameter; Harness Stamped CPL		USEP3222
1989	V6-3.8L	231	Royale; 2 inch pump diameter; Harness Stamped CPL		USEP3222
1989	V6-3.8L	231	Royale Brougham; 1.45 inch pump diameter; Harness Stamped CPJ		USEP3240
1989	V6-3.8L	231	Royale Brougham; 1.45 inch pump diameter; Harness Stamped CPK,CPV		USEP3240
1989	V6-3.8L	231	Royale; 1.45 inch pump diameter; Harness Stamped CPJ		USEP3240
1989	V6-3.8L	231	Royale; 1.45 inch pump diameter; Harness Stamped CPK,CPV		USEP3240
1990-1991	V6-3.8L	231	Royale Brougham; 2 inch pump diameter		USEP3222
1990-1991	V6-3.8L	231	Royale; 2 inch pump diameter		USEP3222
1984	V8-5.7L	350	In-Line; Royale Brougham		USEP8012SP
1984	V8-5.7L	350	In-Line; Royale Brougham LS		USEP8012SP
1985	V8-5.7L	350	DIESEL; FI; Royale Brougham LS; External Pump		USEP3076
1985	V8-5.7L	350	DIESEL; FI; Royale Brougham; External Pump		USEP3076
1985	V8-5.7L	350	DIESEL; FI; Royale; External Pump		USEP3076
1985	V8-5.7L	350	In-Line; Royale		USEP8012SP
FIRENZA					
1985	L4-1.8L	112	Cruiser LX		USEP3902
1985	L4-1.8L	112	Cruiser SX		USEP3902
1985	L4-1.8L	112	GT		USEP3902
1985	L4-1.8L	112			USEP3902



FUEL PUMP APPLICATION GUIDE

USMW
Professional Series

Model Years	Engine Liters	Cubic Inches	Application Description	Fuel Pump Assembly	Fuel Pump Kit
1986	L4-1.8L	112	Cruiser		USEP3902
1986	L4-1.8L	112	LC		USEP3902
1986	L4-1.8L	112	LX		USEP3902
1986	L4-1.8L	112	S		USEP3902
1985	L4-2.0L	122	Cruiser LX		USEP3902
1985	L4-2.0L	122	Cruiser SX		USEP3902
1985	L4-2.0L	122	GT		USEP3902
1985	L4-2.0L	122			USEP3902
1986	L4-2.0L	122	Cruiser		USEP3902
1986	L4-2.0L	122	LC		USEP3902
1986	L4-2.0L	122	LX		USEP3902
1986	L4-2.0L	122	S		USEP3902
1987	L4-2.0L	121	Cruiser		USEP3212
1987	L4-2.0L	121	LC		USEP3212
1987	L4-2.0L	121	LX		USEP3212
1987	L4-2.0L	121	S		USEP3212
1987	L4-2.0L	122	Cruiser		USEP3902
1987	L4-2.0L	122	LC		USEP3902
1987	L4-2.0L	122	LX		USEP3902
1987	L4-2.0L	122	S		USEP3902
1988	L4-2.0L	121			USEP3212
1988	L4-2.0L	122			USEP3212
1985	V6-2.8L	173	1.45 inch pump diameter		USEP3240
1985	V6-2.8L	173	Cruiser LX; 1.45 inch pump diameter		USEP3240
1985	V6-2.8L	173	Cruiser SX; 1.45 inch pump diameter		USEP3240
1985-1987	V6-2.8L	173	GT; 1.45 inch pump diameter		USEP3240
INTRIGUE					
1999	V6-3.5L	214		USEP3537M	USEP3240R
2000	V6-3.5L	214		USEP3537M	USEP3240R
2001-2002	V6-3.5L	214		USEP3542M	
1998	V6-3.8L	231		USEP3537M	USEP3240R
1999	V6-3.8L	231		USEP3537M	USEP3240R
LSS					
1996-1999	V6-3.8L	231	Single inlet		USEP3290
1996-1999	V6-3.8L	231	Double inlet		USEP3290A
1996-1999	V6-3.8L	231	Supercharged		USEP3367
REGENCY					
1997-1998	V6-3.8L	231	Single inlet		USEP3290
1997-1998	V6-3.8L	231	Double inlet		USEP3290A
SILHOUETTE					
1990-1991	V6-3.1L	189			USEP3902
1992-1994	V6-3.1L	189			USEP3902
1996	V6-3.4L	207	1.45 inch pump diameter		USEP3240
1997	V6-3.4L	207	w/ 112.0 In. Wheel	USEP3976M	
1997	V6-3.4L	207	w/ 120.0 In. Wheel	USEP3976M	
1998-2001	V6-3.4L	207		USEP3372M	USEP3372
2002-2004	V6-3.4L	207		USEP3552M	
1992-1994	V6-3.8L	231			USEP3265
1995	V6-3.8L	231			USEP3265
TORONADO					
1986	V6-3.8L	231	1.45 inch pump diameter		USEP3240
1987	V6-3.8L	231	Brougham; 1.45 inch pump diameter		USEP3240
1987-1989	V6-3.8L	231	Trofeo; 1.45 inch pump diameter		USEP3240
1988-1989	V6-3.8L	231	1.45 inch pump diameter		USEP3240
1990-1992	V6-3.8L	231	Trofeo		USEP3265
1991-1992	V6-3.8L	231			USEP3265
1984-1985	V8-5.7L	350	Brougham; In-Line		USEP8012SP
1985	V8-5.7L	350	Brougham; DIESEL; FI; External Pump		USEP3076
1985	V8-5.7L	350	Caliente; DIESEL; FI; External Pump		USEP3076
PEUGEOT					
206					
2000-2008	L4-1.4L	83	SOLD IN MEXICO; FI SOHC		USEP12027
2001-2008	L4-1.6L	97	SOLD IN MEXICO; FI SOHC		USEP12027
306					
2001-2002	L4-2.0L	122	SOLD IN MEXICO; FI DOHC		USEP12027
307					
2003-2005	L4-2.0L	122	SOLD IN MEXICO; FI DOHC		USEP12027
2006-2009	L4-2.0L	122	SOLD IN MEXICO; FI DOHC	USEP10693M	

Model Years	Engine Liters	Cubic Inches	Application Description	Fuel Pump Assembly	Fuel Pump Kit
406					
2005	L4-2.0L	122	SOLD IN MEXICO; FI DOHC	USEP10305M	USEP12224
2000-2001	V6-3.0L	180	SOLD IN MEXICO; FI DOHC	USEP10305M	
607					
2002-2006	V6-3.0L	180	SOLD IN MEXICO; FI DOHC		USEP12027
405					
1989	L4-1.9L	116	DL		USEP8260
1989	L4-1.9L	116	DL; External Pump		USEP8260
1989	L4-1.9L	116	Mi 16		USEP8260
1989	L4-1.9L	116	Mi 16; External Pump		USEP8260
1989	L4-1.9L	116	S		USEP8260
1989	L4-1.9L	116	S; External Pump		USEP8260
1990-1991	L4-1.9L	116	DL		USEP8260
1990-1991	L4-1.9L	116	DL; External Pump		USEP8260
1990-1991	L4-1.9L	116	Mi 16		USEP8260
1990-1991	L4-1.9L	116	Mi 16; External Pump		USEP8260
1990-1991	L4-1.9L	116	S		USEP8260
1990-1991	L4-1.9L	116	S; External Pump		USEP8260
1991	L4-1.9L	116	Mi 16		USEP8260
1991	L4-1.9L	116	Mi 16; External Pump		USEP8260
505					
1985-1986	L4-2.0L	122	GL		USEP8149
1985-1986	L4-2.0L	122	GL; Sedan		USEP8149
1985-1986	L4-2.0L	122	S		USEP8149
1985-1986	L4-2.0L	122	S; Sedan		USEP8149
1985-1986	L4-2.0L	122	GL; External Pump		USEP8150
1985-1986	L4-2.0L	122	S; External Pump		USEP8150
1986	L4-2.0L	122	STI; Sedan		USEP8149
1986	L4-2.0L	122	STI; External Pump		USEP8150
1987	L4-2.0L	122	Liberte		USEP8149
1987	L4-2.0L	122	Liberte; Sedan		USEP8149
1987	L4-2.0L	122	Liberte; External Pump		USEP8150
1985	L4-2.2L	134	Sedan; Turbo; Turbocharged		USEP8149
1985	L4-2.2L	134	Turbo; Turbocharged; External Pump		USEP8149
1986-1987	L4-2.2L	134	Sedan; Turbocharged		USEP8149
1986-1987	L4-2.2L	134	Turbocharged		USEP8149
1986-1987	L4-2.2L	134	Turbocharged; External Pump		USEP8149
1987	L4-2.2L	134	GL; External Pump		USEP8149
1987	L4-2.2L	134	GL; Sedan		USEP8149
1987-1988	L4-2.2L	134	GLS		USEP8149
1987-1988	L4-2.2L	134	GLS; External Pump		USEP8149
1987-1988	L4-2.2L	134	GLS; Sedan		USEP8149
1987-1988	L4-2.2L	134	S; Sedan; Turbocharged		USEP8149
1987-1988	L4-2.2L	134	S; Turbocharged		USEP8149
1987-1988	L4-2.2L	134	S; Turbocharged; External Pump		USEP8149
1987-1988	L4-2.2L	134	STI; External Pump		USEP8149
1987-1988	L4-2.2L	134	STI; Sedan		USEP8149
1988	L4-2.2L	134	DL		USEP8149
1988	L4-2.2L	134	DL; External Pump		USEP8149
1988	L4-2.2L	134	DL; Sedan		USEP8149
1989	L4-2.2L	134	DL		USEP8149
1989	L4-2.2L	134	DL; External Pump		USEP8149
1989	L4-2.2L	134	S; External Pump		USEP8149
1989	L4-2.2L	134	S; Sedan		USEP8149
1989	L4-2.2L	134	Sedan; Turbocharged		USEP8149
1989	L4-2.2L	134	SW8		USEP8149
1989	L4-2.2L	134	SW8; External Pump		USEP8149
1989	L4-2.2L	134	SW8; Turbocharged		USEP8149
1989	L4-2.2L	134	SW8; Turbocharged; External Pump		USEP8149
1989	L4-2.2L	134	Turbocharged		USEP8149
1989	L4-2.2L	134	Turbocharged; External Pump		USEP8149
1991	L4-2.2L	134	SW8; Turbocharged		USEP8149
1991	L4-2.2L	134	SW8; Turbocharged; External Pump		USEP8149
1987	V6-2.8L	170	STI; External Pump		USEP8149
1987	V6-2.8L	170	STI; Sedan		USEP8149
1987-1988	V6-2.8L	170	STX; External Pump		USEP8149
1987-1988	V6-2.8L	170	STX; Sedan		USEP8149
1988	V6-2.8L	170	GLX; External Pump		USEP8149
1988	V6-2.8L	170	GLX; Sedan		USEP8149



FUEL PUMP APPLICATION GUIDE

USMW
Professional Series

Model Years	Engine Liters	Cubic Inches	Application Description	Fuel Pump Assembly	Fuel Pump Kit
1989	V6-2.8L	170	S; External Pump		USEP8149
1989	V6-2.8L	170	S; Sedan		USEP8149
1989	V6-2.8L	170	STX; External Pump		USEP8149
1989	V6-2.8L	170	STX; Sedan		USEP8149
GRAND RAID					
2007	L4-1.6L	97	SOLD IN MEXICO; FI		USEP12027
PARTNER					
2004-2008	L4-1.6L	97	SOLD IN MEXICO; FI		USEP12027
PLYMOUTH					
ACCLAIM					
1989-1990	L4-2.5L	153	LE	USEP7069H	USEP7000
1989-1990	L4-2.5L	153		USEP7069H	USEP7000
1989-1990	L4-2.5L	153	LE; Turbocharged	USEP7071H	USEP7012
1989-1990	L4-2.5L	153	Turbocharged	USEP7071H	USEP7012
1991	L4-2.5L	153	LE	USEP7040M	USEP7041
1991	L4-2.5L	153		USEP7040M	USEP7041
1992, 1995	L4-2.5L	153		USEP7040M	USEP7041
1993-1994	L4-2.5L	153		USEP7040M	USEP7041
1993-1994	L4-2.5L	153	FLEX	USEP7056M	USEP7041
1989-1990	V6-3.0L	181	LX	USEP7071H	USEP7012
1990	V6-3.0L	181	LE	USEP7071H	USEP7012
1990	V6-3.0L	181		USEP7071H	USEP7012
1991	V6-3.0L	181	LE	USEP7040M	USEP7041
1991	V6-3.0L	181	LX	USEP7040M	USEP7041
1991	V6-3.0L	181		USEP7040M	USEP7041
1992, 1995	V6-3.0L	181		USEP7040M	USEP7041
1993-1994	V6-3.0L	181		USEP7040M	USEP7041
BREEZE					
1995	L4-2.0L	122	SOLD IN MEXICO; MFI SOHC	USEP7089M	
1996-1997	L4-2.0L	122	ECB Desig.	USEP7089M	USEP7041
1998	L4-2.0L	122	ECB Desig.	USEP7113M	USEP7041
1999-2000	L4-2.0L	122		USEP7113M	USEP7041
1997-1998	L4-2.4L	148	EDZ Desig.	USEP7113M	USEP7041
1999-2000	L4-2.4L	148		USEP7113M	USEP7041
CARAVELLE					
1985	L4-2.2L	135	FI; SE; Turbocharged; (Single Nipple)	USEP7071H	USEP7012
1985	L4-2.2L	135	FI; SE; Turbocharged; (Double Nipple)	USEP7051S	USEP7031
1985-1986	L4-2.2L	135	FI; SE; Turbocharged; (1 Tube Type)	USEP7071H	USEP7012
1986	L4-2.2L	135	FI	USEP7069H	USEP7000
1986	L4-2.2L	135	FI; SE	USEP7069H	USEP7000
1986	L4-2.2L	135	FI; Turbocharged; (1 Tube Type)	USEP7071H	USEP7012
1986-1988	L4-2.5L	153	FI	USEP7069H	USEP7000
1986-1988	L4-2.5L	153	FI; SE	USEP7069H	USEP7000
COLT					
1988	L4-1.5L	90	DL; FI; 2 inch pump diameter		USEP3222
1989	L4-1.5L	90	E; FI		USEP8023
1989-1990	L4-1.5L	90	DL; FI		USEP8023
1989-1990	L4-1.5L	90	FI		USEP8023
1989-1990	L4-1.5L	90	FI; GT		USEP8023
1990	L4-1.5L	90	FI; GL		USEP8023
1991-1993	L4-1.5L	90			USEP8229
1991-1994	L4-1.5L	90	GL		USEP8229
1994	L4-1.5L	90			USEP8229
1985-1988	L4-1.6L	98	DL; FI; Turbocharged; 2 inch pump diameter		USEP3222
1985-1988	L4-1.6L	98	FI; Premier; Turbocharged; 2 inch pump diameter		USEP3222
1989	L4-1.6L	98	FI; GT; Turbocharged		USEP8023
1990	L4-1.6L	98	FI; GT		USEP8023
1989-1990	L4-1.8L	107	DL; FI; 2 inch pump diameter		USEP3222
1992	L4-1.8L	112	AWD	USEP7067S	USEP8229
1992	L4-1.8L	112	FWD		USEP8229
1992	L4-1.8L	112			USEP8229
1993	L4-1.8L	112	AWD	USEP7067S	USEP8229
1993	L4-1.8L	112			USEP8229
1993-1994	L4-1.8L	112	AWD		USEP8229
1993-1994	L4-1.8L	112	FWD		USEP8229
1993-1994	L4-1.8L	112	GL		USEP8229
1994	L4-1.8L	112			USEP8229
1988	L4-2.0L	122	4WD; CARB; 2 inch pump diameter		USEP3222

Model Years	Engine Liters	Cubic Inches	Application Description	Fuel Pump Assembly	Fuel Pump Kit
1988	L4-2.0L	122	CARB; FWD; 2 inch pump diameter		USEP3222
1989	L4-2.0L	122	4WD; FI; 2 inch pump diameter		USEP3222
1989	L4-2.0L	122	FI; FWD; 2 inch pump diameter		USEP3222
1990	L4-2.0L	122	FI; 2 inch pump diameter; 2 inch pump diameter		USEP3222
1991	L4-2.0L	122	4WD; 2 inch pump diameter		USEP3222
1991	L4-2.0L	122	FWD; 2 inch pump diameter		USEP3222
1992	L4-2.4L	146	AWD	USEP7067S	USEP8229
1992	L4-2.4L	146	FWD		USEP8229
1992	L4-2.4L	146			USEP8229
1993-1994	L4-2.4L	146			USEP8229
CONQUEST					
1985-1986	L4-2.6L	156	External Pump		USEP8000
GRAND VOYAGER					
1996	L4-2.4L	148	SE	USEP7094M	USEP7041
1996	L4-2.4L	148		USEP7094M	USEP7041
1997	L4-2.4L	148	SE	USEP7094M	USEP7041
1997	L4-2.4L	148		USEP7094M	USEP7041
1988	L4-2.5L	153	SE	USEP7068H	USEP7012
1988	V6-3.0L	181	LE	USEP7074H	USEP7012
1989	V6-3.0L	181	LE	USEP7074H	USEP7012
1989	V6-3.0L	181	SE	USEP7074H	USEP7012
1992-1993	V6-3.0L	181	SE	USEP7030M	USEP7041
1992-1993	V6-3.0L	181		USEP7030M	USEP7041
1992-1993	V6-3.0L	181	LE	USEP7030M	USEP7041
1993	V6-3.0L	181	LE		USEP7041
1996	V6-3.0L	181	SE	USEP7094M	USEP7041
1996	V6-3.0L	181		USEP7094M	USEP7041
1997	V6-3.0L	181	SE	USEP7094M	USEP7041
1997	V6-3.0L	181		USEP7094M	USEP7041
1998	V6-3.0L	181	EFA Desig.	USEP7094M	USEP7041
1999-2000	V6-3.0L	181		USEP7094M	USEP7041
1990	V6-3.3L	201	LE	USEP7074H	USEP7012
1990	V6-3.3L	201	SE	USEP7074H	USEP7012
1991	V6-3.3L	201	FWD; LE		USEP7041
1991	V6-3.3L	201	FWD; SE		USEP7041
1991	V6-3.3L	201	AWD; LE; WITH 5 PIN CONNECTOR	USEP7029M	
1991	V6-3.3L	201	AWD; SE; WITH 5 PIN CONNECTOR	USEP7029M	
1991-1993	V6-3.3L	201	LE	USEP7030M	USEP7041
1991-1993	V6-3.3L	201	SE	USEP7030M	USEP7041
1992-1993	V6-3.3L	201	FWD; SE		USEP7041
1992-1993	V6-3.3L	201	AWD; LE; WITH 5 PIN CONNECTOR	USEP7029M	
1992-1993	V6-3.3L	201	AWD; SE; WITH 5 PIN CONNECTOR	USEP7029M	
1993	V6-3.3L	201	FWD; LE		USEP7041
1994	V6-3.3L	201	AWD; SE	USEP7057M	
1994-1995	V6-3.3L	201	AWD; LE	USEP7057M	
1996	V6-3.3L	201	CNG; SE	USEP7094M	USEP7041
1996	V6-3.3L	201	SE	USEP7094M	USEP7041
1997	V6-3.3L	201	SE	USEP7094M	USEP7041
1997	V6-3.3L	201		USEP7094M	USEP7041
1998	V6-3.3L	201	EGA Desig.	USEP7094M	USEP7041
1998-2000	V6-3.3L	201	EGM Desig.; FLEX	USEP7129M	USEP7041
1999-2000	V6-3.3L	201		USEP7094M	USEP7041
1994	V6-3.8L	230	FWD; LE		USEP7041
1994-1995	V6-3.8L	230	AWD; LE	USEP7057M	
1999	V6-3.8L	230		USEP7094M	USEP7041
1989	V6-4.0L	245	SE	USEP7074H	USEP7012
HORIZON					
1988-1990	L4-2.2L	135		USEP7073S	USEP7000
LASER					
1990	L4-1.8L	107	RS		USEP8023
1990-1991	L4-1.8L	107			USEP8023
1992	L4-1.8L	107			USEP8229
1993-1994	L4-1.8L	107			USEP8229
1990-1991	L4-2.0L	122	RS		USEP8023
1990-1991	L4-2.0L	122	RS; Turbocharged		USEP8023
1992	L4-2.0L	122	AWD; RS; Turbocharged		USEP8023
1992	L4-2.0L	122	FWD; RS; Turbocharged		USEP8023
1992	L4-2.0L	122	RS		USEP8229
1993	L4-2.0L	122	RS; Exc. Calif		USEP8229



FUEL PUMP APPLICATION GUIDE

USMW
Professional Series

Model Years	Engine Liters	Cubic Inches	Application Description	Fuel Pump Assembly	Fuel Pump Kit
1993-1994	L4-2.0L	122	AWD; RS; Turbocharged		USEP8023
1993-1994	L4-2.0L	122	FWD; RS; Turbocharged		USEP8023
1994	L4-2.0L	122	RS		USEP8229
NEON					
1995	L4-2.0L	122	High Line	USEP7075M	USEP7041
1995	L4-2.0L	122	Sport	USEP7075M	USEP7041
1995	L4-2.0L	122		USEP7075M	USEP7041
1996	L4-2.0L	122	ECB Desig.; Exc.Plastic Fuel Tank	USEP7075M	USEP7041
1996	L4-2.0L	122	ECB Desig.; High Line; Exc.Plastic Fuel Tank	USEP7075M	USEP7041
1996	L4-2.0L	122	ECB Desig.; Sport; Exc.Plastic Fuel Tank	USEP7075M	USEP7041
1996	L4-2.0L	122	ECC Desig.; Exc.Plastic Fuel Tank	USEP7075M	USEP7041
1996	L4-2.0L	122	ECC Desig.; High Line; Exc.Plastic Fuel Tank	USEP7075M	USEP7041
1996	L4-2.0L	122	ECC Desig.; Sport; Exc.Plastic Fuel Tank	USEP7075M	USEP7041
1996	L4-2.0L	122	ECB Desig.; High Line; Plastic Fuel Tank	USEP7097M	USEP7097
1996	L4-2.0L	122	ECB Desig.; Plastic Fuel Tank	USEP7097M	USEP7097
1996	L4-2.0L	122	ECB Desig.; Sport; Plastic Fuel Tank	USEP7097M	USEP7097
1996	L4-2.0L	122	ECC Desig.; High Line; Plastic Fuel Tank	USEP7097M	USEP7097
1996	L4-2.0L	122	ECC Desig.; Plastic Fuel Tank	USEP7097M	USEP7097
1996	L4-2.0L	122	ECC Desig.; Sport; Plastic Fuel Tank	USEP7097M	USEP7097
1997	L4-2.0L	122	ECB Desig.	USEP7097M	USEP7097
1997	L4-2.0L	122	ECC Desig.	USEP7097M	USEP7097
1998	L4-2.0L	122	ECB Desig.; Style	USEP7097M	USEP7097
1998	L4-2.0L	122	ECC Desig.; High Line	USEP7097M	USEP7097
1999	L4-2.0L	122	High Line	USEP7097M	USEP7097
1999	L4-2.0L	122	Style	USEP7097M	USEP7097
2000	L4-2.0L	122		USEP7130M	USEP7041
2001	L4-2.0L	122		USEP7142M	USEP7041
RELIANT					
1985	L4-2.2L	135	FI		USEP7031
1985	L4-2.2L	135	FI; LE		USEP7031
1985	L4-2.2L	135	FI; SE		USEP7031
1986	L4-2.2L	135	SE		USEP7000
1986-1987	L4-2.2L	135	LE	USEP7069H	USEP7000
1986-1987	L4-2.2L	135		USEP7069H	USEP7000
1988-1989	L4-2.2L	135		USEP7069H	USEP7000
1986	L4-2.5L	153	SE	USEP7069H	USEP7000
1986-1987	L4-2.5L	153	LE	USEP7069H	USEP7000
1986-1987	L4-2.5L	153		USEP7069H	USEP7000
1987	L4-2.5L	153		USEP7069H	USEP7000
1988-1989	L4-2.5L	153		USEP7069H	USEP7000
SUNDANCE					
1987,1989	L4-2.2L	135		USEP7069H	USEP7000
1987-1988	L4-2.2L	135	Turbocharged; (Single Nipple)	USEP7071H	USEP7012
1988,1990	L4-2.2L	135		USEP7069H	USEP7000
1991	L4-2.2L	135	America	USEP7040M	USEP7041
1991	L4-2.2L	135	High Line	USEP7040M	USEP7041
1992	L4-2.2L	135	America	USEP7040M	USEP7041
1992	L4-2.2L	135	High Line	USEP7040M	USEP7041
1993-1994	L4-2.2L	135		USEP7040M	USEP7041
1988	L4-2.5L	153		USEP7069H	USEP7000
1989	L4-2.5L	153		USEP7069H	USEP7000
1989-1990	L4-2.5L	153	Turbocharged	USEP7071H	USEP7012
1990	L4-2.5L	153	RS	USEP7069H	USEP7000
1991	L4-2.5L	153	High Line	USEP7040M	USEP7041
1991	L4-2.5L	153	RS	USEP7040M	USEP7041
1991	L4-2.5L	153	RS; Turbocharged	USEP7040M	USEP7041
1992	L4-2.5L	153	America	USEP7040M	USEP7041
1992	L4-2.5L	153	High Line	USEP7040M	USEP7041
1992-1994	L4-2.5L	153	Duster	USEP7040M	USEP7041
1993-1994	L4-2.5L	153		USEP7040M	USEP7041
1992-1994	V6-3.0L	181	Duster	USEP7040M	USEP7041
VALIANT					
1981	V6-3.7L	225	SOLD IN MEXICO; 2BL		USEP8004
VALIANT DUSTER					
1974-1976	V6-3.7L	225	SOLD IN MEXICO; 2BL		USEP8004
VOLARE					
1981	V6-3.7L	225	SOLD IN MEXICO; 1BL		USEP8004
1981	V6-3.7L	225	SOLD IN MEXICO; 2BL		USEP8004
1976-1981	V6-3.7L	225	SOLD IN MEXICO; 2BL		USEP8004

Model Years	Engine Liters	Cubic Inches	Application Description	Fuel Pump Assembly	Fuel Pump Kit
VOLARE K					
1982-1988	L4-2.2L	135	SOLD IN MEXICO; 2BL		USEP2486
VOYAGER					
1996-1997	L4-2.4L	148	SE	USEP7094M	USEP7041
1996-1997	L4-2.4L	148		USEP7094M	USEP7041
1998-1999	L4-2.4L	148	FI	USEP7094M	USEP7041
2000	L4-2.4L	148		USEP7094M	USEP7041
1987	L4-2.5L	153	FI; LE	USEP7068H	USEP7000
1987	L4-2.5L	153	FI; SE	USEP7068H	USEP7012
1988	L4-2.5L	153	LE	USEP7068H	USEP7000
1988	L4-2.5L	153	SE	USEP7068H	USEP7000
1988	L4-2.5L	153		USEP7068H	USEP7012
1989	L4-2.5L	153		USEP7068H	USEP7012
1989	L4-2.5L	153	Turbocharged	USEP7074H	USEP7012
1989-1990	L4-2.5L	153	LE	USEP7068H	USEP7000
1989-1990	L4-2.5L	153	SE	USEP7068H	USEP7012
1989-1990	L4-2.5L	153	LE; Turbocharged	USEP7074H	USEP7012
1989-1990	L4-2.5L	153	SE; Turbocharged	USEP7074H	USEP7012
1990	L4-2.5L	153	LX	USEP7068H	USEP7000
1990	L4-2.5L	153	LX; Turbocharged	USEP7074H	USEP7012
1991,1993	L4-2.5L	153	LE	USEP7030M	USEP7041
1991-1992	L4-2.5L	153	LX		USEP7041
1991-1993	L4-2.5L	153	SE	USEP7030M	USEP7041
1991-1993	L4-2.5L	153	LX	USEP7030M	USEP7041
1991-1993	L4-2.5L	153		USEP7030M	USEP7041
1994-1995	L4-2.5L	153		USEP7077M	USEP7041
1987	V6-3.0L	181	FI; LE	USEP7074H	USEP7012
1987	V6-3.0L	181	FI; SE	USEP7074H	USEP7012
1988	V6-3.0L	181	LE	USEP7074H	USEP7012
1988	V6-3.0L	181	SE	USEP7074H	USEP7012
1989-1990	V6-3.0L	181	LE	USEP7074H	USEP7012
1989-1990	V6-3.0L	181	SE	USEP7074H	USEP7012
1990	V6-3.0L	181	LX	USEP7074H	USEP7012
1991-1993	V6-3.0L	181	LE	USEP7030M	USEP7041
1991-1993	V6-3.0L	181	LX	USEP7030M	USEP7041
1991-1993	V6-3.0L	181	SE	USEP7030M	USEP7041
1991-1993	V6-3.0L	181		USEP7030M	USEP7041
1994	V6-3.0L	181	LX	USEP7077M	USEP7041
1994-1995	V6-3.0L	181	LE	USEP7077M	USEP7041
1994-1995	V6-3.0L	181	SE	USEP7077M	USEP7041
1994-1995	V6-3.0L	181		USEP7077M	USEP7041
1996-1997	V6-3.0L	181	SE	USEP7094M	USEP7041
1996-1997	V6-3.0L	181		USEP7094M	USEP7041
1998-1999	V6-3.0L	181	FI	USEP7094M	USEP7041
2000	V6-3.0L	181		USEP7094M	USEP7041
1991-1992	V6-3.3L	201	AWD; LE; WITH 5 PIN CONNECTOR	USEP7029M	
1991-1992	V6-3.3L	201	AWD; SE; WITH 5 PIN CONNECTOR	USEP7029M	
1991-1993	V6-3.3L	201	LE	USEP7030M	USEP7041
1991-1993	V6-3.3L	201	SE	USEP7030M	USEP7041
1991-1993	V6-3.3L	201	FWD; LE		USEP7041
1991-1993	V6-3.3L	201	FWD; SE		USEP7041
1993	V6-3.3L	201	AWD; LE		USEP7041
1993	V6-3.3L	201	AWD; SE		USEP7041
1994	V6-3.3L	201	LX	USEP7077M	USEP7041
1994-1995	V6-3.3L	201	LE	USEP7077M	USEP7041
1994-1995	V6-3.3L	201	SE	USEP7077M	USEP7041
1994-1995	V6-3.3L	201		USEP7077M	USEP7041
1996-1997	V6-3.3L	201	SE	USEP7094M	USEP7041
1997	V6-3.3L	201		USEP7094M	USEP7041
1998-1999	V6-3.3L	201	FI	USEP7094M	USEP7041
1998-1999	V6-3.3L	201	EGM Desig.; FI; FLEX	USEP7129M	USEP7041
2000	V6-3.3L	201		USEP7094M	USEP7041
2000	V6-3.3L	201	EGM Desig.; FLEX	USEP7129M	USEP7041
1999	V6-3.8L	230	FI	USEP7094M	USEP7041
PLYMOUTH TRUCK					
GRAND VOYAGER 2WD					
1997	V6-3.8L	232	SOLD IN MEXICO; MFI	USEP7094M	USEP7041



FUEL PUMP APPLICATION GUIDE

USMW
Professional Series

Model Years	Engine Liters	Cubic Inches	Application Description	Fuel Pump Assembly	Fuel Pump Kit
PONTIAC					
6000					
1985	L4-2.5L	151	FI		USEP3901
1985	L4-2.5L	151	FI; LE		USEP3901
1986	L4-2.5L	151	FI		USEP3902
1986	L4-2.5L	151	FI; LE		USEP3902
1987	L4-2.5L	151	LE		USEP3902
1987	L4-2.5L	151			USEP3902
1988	L4-2.5L	151	Harness Stamped ARA		USEP3212
1988	L4-2.5L	151	LE; Harness Stamped ARA		USEP3212
1988	L4-2.5L	151	Harness Stamped APH		USEP3902
1988	L4-2.5L	151	LE; Harness Stamped APH		USEP3902
1989	L4-2.5L	151			USEP3212
1990-1991	L4-2.5L	151	LE		USEP3212
1985	V6-2.8L	173	FI; 1.45 inch pump diameter		USEP3240
1985	V6-2.8L	173	FI; LE; 1.45 inch pump diameter		USEP3240
1985	V6-2.8L	173	FI; STE; 1.45 inch pump diameter		USEP3240
1986	V6-2.8L	173	FI; 1.45 inch pump diameter		USEP3240
1986	V6-2.8L	173	FI; LE; 1.45 inch pump diameter		USEP3240
1986	V6-2.8L	173	FI; SE; 1.45 inch pump diameter		USEP3240
1986	V6-2.8L	173	FI; STE; 1.45 inch pump diameter		USEP3240
1987	V6-2.8L	173	Coupe; 1.45 inch pump diameter		USEP3240
1987-1988	V6-2.8L	173	2 inch pump diameter		USEP3222
1987-1988	V6-2.8L	173	SE; 2 inch pump diameter		USEP3222
1987-1988	V6-2.8L	173	SE; Sedan; 1.45 inch pump diameter		USEP3240
1987-1988	V6-2.8L	173	Sedan; 1.45 inch pump diameter		USEP3240
1987-1988	V6-2.8L	173	STE; Sedan; 1.45 inch pump diameter		USEP3240
1987-1989	V6-2.8L	173	LE; 2 inch pump diameter		USEP3222
1987-1989	V6-2.8L	173	LE; Sedan; 1.45 inch pump diameter		USEP3240
1989	V6-2.8L	173	Special Edition; 2 inch pump diameter		USEP3222
1989	V6-2.8L	173	Sedan; Special Edition; 1.45 inch pump diameter		USEP3240
1989	V6-2.8L	173	LE	USEP3640S	USEP3270
1989	V6-2.8L	173	Special Edition	USEP3640S	USEP3270
1988	V6-3.1L	189	STE; Sedan; 1.45 inch pump diameter		USEP3240
1989	V6-3.1L	189	FWD; Sedan; Touring; 1.45 inch pump diameter		USEP3240
1990	V6-3.1L	189	AWD; Sedan; Special Edition		USEP3210
1990	V6-3.1L	189	Special Edition; 2 inch pump diameter		USEP3222
1990	V6-3.1L	189	FWD; Sedan; Special Edition; 1.45 inch pump diameter		USEP3240
1990-1991	V6-3.1L	189	LE; 2 inch pump diameter		USEP3222
1990-1991	V6-3.1L	189	LE; Sedan; 1.45 inch pump diameter		USEP3240
1990-1991	V6-3.1L	189	LE	USEP3640S	USEP3270
1990-1991	V6-3.1L	189	Special Edition	USEP3640S	USEP3270
1991	V6-3.1L	189	Sedan; Special Edition; 1.45 inch pump diameter		USEP3240
1982-1985	V6-4.3L	260	In-Line		USEP8012SP
1985	V6-4.3L	260	DIESEL; FI; External Pump		USEP3076
1985	V6-4.3L	260	DIESEL; FI; LE; External Pump		USEP3076
1985	V6-4.3L	260	In-Line		USEP8012SP
AZTEK					
2001	V6-3.4L	207	GT	USEP3521M	
2001,2004	V6-3.4L	204		USEP3521M	
2001,2004	V6-3.4L	207		USEP3521M	
2002-2003	V6-3.4L	204		USEP3521M	
2002-2003	V6-3.4L	207		USEP3521M	
2004	V6-3.4L	207	Rally	USEP3521M	
2005	V6-3.4L	204		USEP3701M	
2005	V6-3.4L	207		USEP3701M	
BONNEVILLE					
1987	V6-3.8L	231	1.45 inch pump diameter		USEP3240
1987	V6-3.8L	231	LE; 1.45 inch pump diameter		USEP3240
1988	V6-3.8L	231	LE; 2 inch pump diameter; Harness Stamped CPB,CPC		USEP3222
1988	V6-3.8L	231	SE; 2 inch pump diameter; Harness Stamped CPB,CPC		USEP3222
1988	V6-3.8L	231	SSE; 2 inch pump diameter; Harness Stamped CPB,CPC		USEP3222
1988	V6-3.8L	231	LE; 1.45 inch pump diameter; Fuel Sender Stamped HEL		USEP3240
1988	V6-3.8L	231	LE; 1.45 inch pump diameter; Harness Stamped CPD,CPE		USEP3240
1988	V6-3.8L	231	SE; 1.45 inch pump diameter; Fuel Sender Stamped HEL		USEP3240
1988	V6-3.8L	231	SE; 1.45 inch pump diameter; Harness Stamped CPD,CPE		USEP3240
1988	V6-3.8L	231	SSE; 1.45 inch pump diameter; Fuel Sender Stamped HEL		USEP3240
1988	V6-3.8L	231	SSE; 1.45 inch pump diameter; Harness Stamped CPD,CPE		USEP3240

Model Years	Engine Liters	Cubic Inches	Application Description	Fuel Pump Assembly	Fuel Pump Kit
1989	V6-3.8L	231	LE; 1.45 inch pump diameter; Harness Stamped CPJ		USEP3240
1989	V6-3.8L	231	LE; 1.45 inch pump diameter; Harness Stamped CPK,CPV		USEP3240
1989	V6-3.8L	231	SE; 1.45 inch pump diameter; Harness Stamped CPJ		USEP3240
1989	V6-3.8L	231	SE; 1.45 inch pump diameter; Harness Stamped CPK,CPV		USEP3240
1989	V6-3.8L	231	SSE; 1.45 inch pump diameter; Harness Stamped CPJ		USEP3240
1989	V6-3.8L	231	SSE; 1.45 inch pump diameter; Harness Stamped CPK,CPV		USEP3240
1990-1991	V6-3.8L	231	LE; 2 inch pump diameter		USEP3222
1990-1991	V6-3.8L	231	SE; 2 inch pump diameter		USEP3222
1990-1991	V6-3.8L	231	SSE; 2 inch pump diameter		USEP3222
1992	V6-3.8L	231	SE; 2 inch pump diameter		USEP3222
1992-1993	V6-3.8L	231	SSEi; Supercharged		USEP3285
1993	V6-3.8L	231	SE		USEP3305
1993-1995	V6-3.8L	231	SSE; Supercharged		USEP3285
1994	V6-3.8L	231	SE; Harness Stamped CRC; single inlet		USEP3290
1994	V6-3.8L	231	SE; Harness Stamped CRC; double inlet		USEP3290A
1994	V6-3.8L	231	SE; Fuel Sender Stamped CAC		USEP3305
1995	V6-3.8L	231	Sold in Mexico; 2 inch pump diameter		USEP3222
1995-1999	V6-3.8L	231	SE; single inlet		USEP3290
1995-1999	V6-3.8L	231	SE, double inlet		USEP3290A
1996-1999	V6-3.8L	231	SSE; Supercharged		USEP3367
2000	V6-3.8L	231	Supercharged	USEP3536M	USEP3240R
2000	V6-3.8L	231		USEP3518M	
2001	V6-3.8L	231		USEP3518M	
2001,2003	V6-3.8L	231	Supercharged	USEP3532M	USEP3240R
2004-2005	V6-3.8L	231	SE	USEP3518M	
2004-2005	V6-3.8L	231	SLE	USEP3518M	
1986	V6-4.3L	262	Brougham; FI		USEP3211
1986	V6-4.3L	262	FI		USEP3211
1986	V6-4.3L	262	FI; LE		USEP3211
2004-2005	V8-4.6L	281	GXP	USEP3518M	
FIERO					
1985	L4-2.5L	151			USEP3902
1985-1987	L4-2.5L	151	SE		USEP3902
1985-1987	L4-2.5L	151	Sport		USEP3902
1986-1988	L4-2.5L	151			USEP3902
1985	V6-2.8L	173	Sport; 1.45 inch pump diameter		USEP3240
1985-1987	V6-2.8L	173	SE; 1.45 inch pump diameter		USEP3240
1985-1988	V6-2.8L	173	GT; 1.45 inch pump diameter		USEP3240
1988	V6-2.8L	173	1.45 inch pump diameter		USEP3240
FIREBIRD					
1985	L4-2.5L	151	FI		USEP3901
1986	L4-2.5L	151	FI		USEP3902
1985	V6-2.8L	173	FI; S/E; 1.45 inch pump diameter		USEP3240
1986	V6-2.8L	173	FI; 1.45 inch pump diameter; Exc.Harness Stamped FEM		USEP3240
1986	V6-2.8L	173	FI; 1.45 inch pump diameter; Harness Stamped FEM		USEP3240
1986	V6-2.8L	173	FI; S/E; 1.45 inch pump diameter; Exc.Harness Stamped FEM		USEP3240
1986	V6-2.8L	173	FI; S/E; 1.45 inch pump diameter; Harness Stamped FEM		USEP3240
1987	V6-2.8L	173	FI; 1.45 inch pump diameter		USEP3240
1988	V6-2.8L	173	1.45 inch pump diameter		USEP3240
1989	V6-2.8L	173	1.45 inch pump diameter		USEP3240
1990-1992	V6-3.1L	189	1.45 inch pump diameter		USEP3240
1993-1995	V6-3.4L	207			USEP3907
1989	V6-3.8L	231	Trans Am GTA SE; Turbocharged		USEP3210
1989	V6-3.8L	231	Trans Am; Turbocharged		USEP3210
1995	V6-3.8L	231			USEP3907
1996-1997	V6-3.8L	231		USEP3983S	
1998	V6-3.8L	231		USEP3949S	
1999-2002	V6-3.8L	231		USEP3369M	USEP3240R
1985-1987	V8-5.0L	305	FI; Trans Am		USEP3210
1986	V8-5.0L	305	CARB; Trans Am		USEP3903
1987	V8-5.0L	305	FI		USEP3210
1988	V8-5.0L	305			USEP3210
1988	V8-5.0L	305	Trans Am		USEP3902
1989	V8-5.0L	305	Formula, MFI		USEP3210
1989	V8-5.0L	305	Trans Am, MFI		USEP3210
1989	V8-5.0L	305	Trans Am GTA		USEP3210
1989	V8-5.0L	305	Formula, TBI		USEP3902
1989	V8-5.0L	305	Trans Am, TBI		USEP3902
1989	V8-5.0L	305			USEP3902



FUEL PUMP APPLICATION GUIDE

USMW
Professional Series

Model Years	Engine Liters	Cubic Inches	Application Description	Fuel Pump Assembly	Fuel Pump Kit
1990-1992	V8-5.0L	305	Formula; MFI		USEP3210
1990-1992	V8-5.0L	305	Trans Am GTA		USEP3210
1990-1992	V8-5.0L	305	Formula; TBI		USEP3902
1987	V8-5.7L	350	FI		USEP3210
1987	V8-5.7L	350	Fi; Trans Am		USEP3210
1988	V8-5.7L	350			USEP3210
1989	V8-5.7L	350	Formula		USEP3210
1989	V8-5.7L	350	Trans Am		USEP3210
1989	V8-5.7L	350	Trans Am GTA		USEP3210
1990-1992	V8-5.7L	350	Formula		USEP3210
1990-1992	V8-5.7L	350	Trans Am GTA		USEP3210
1993-1995	V8-5.7L	350	Trans Am		USEP3908
1994	V8-5.7L	350	Trans Am GT		USEP3908
1994-1995	V8-5.7L	350	Formula		USEP3908
1995	V8-5.7L	350	Sold in Mexico		USEP3908
1996-1997	V8-5.7L	350	Formula	USEP3924M	USEP3240R
1996-1997	V8-5.7L	350	Trans Am	USEP3924M	USEP3240R
1998	V8-5.7L	350	Formula	USEP3961S	USEP3961
1998	V8-5.7L	350	Trans Am	USEP3961S	USEP3961
1999-2002	V8-5.7L	350	Formula	USEP3368M	USEP3240R
1999-2002	V8-5.7L	350	Trans Am	USEP3368M	USEP3240R
G6					
2006-2008	L4-2.4L	145		USEP3591M	
2005	V6-3.5L	211		USEP3591M	
2005	V6-3.5L	213		USEP3591M	
2006	V6-3.5L	214	GT	USEP3591M	
2006	V6-3.5L	214		USEP3591M	
2007-2008	V6-3.5L	213	GT	USEP3591M	
2007-2008	V6-3.5L	213		USEP3591M	
2007	V6-3.6L	217	GTP	USEP3591M	
2008	V6-3.6L	217	GXP	USEP3591M	
2006	V6-3.9L	237	GTP	USEP3591M	
2007-2008	V6-3.9L	237	GT	USEP3591M	
GRAND AM					
1987-1988	L4-2.0L	122	LE; Turbocharged; 1.45 inch pump diameter		USEP3240
1987-1989	L4-2.0L	122	SE; Turbocharged; 1.45 inch pump diameter		USEP3240
1989	L4-2.0L	122	1.45 inch pump diameter		USEP3240
2002-2003	L4-2.2L	134	L61 Desig.	USEP3507M	USEP3507
2004-2005	L4-2.2L	134	L61 Desig.; SE	USEP3507M	USEP3507
1988	L4-2.3L	138	1.45 inch pump diameter		USEP3240
1988	L4-2.3L	138	LE; 1.45 inch pump diameter		USEP3240
1988-1989	L4-2.3L	138	SE; 1.45 inch pump diameter		USEP3240
1989	L4-2.3L	140	SE; 1.45 inch pump diameter		USEP3240
1990-1991	L4-2.3L	138	1.45 inch pump diameter		USEP3240
1990-1991	L4-2.3L	140	1.45 inch pump diameter		USEP3240
1991	L4-2.3L	140	LE		USEP3265
1992	L4-2.3L	138	GT	USEP3917M	USEP3313
1992	L4-2.3L	138	SE	USEP3917M	USEP3313
1992	L4-2.3L	140	GT	USEP3917M	USEP3313
1992-1994	L4-2.3L	138	SE		USEP3313
1992-1994	L4-2.3L	140	GT		USEP3313
1992-1995	L4-2.3L	138	GT		USEP3313
1993,1995	L4-2.3L	138	SE	USEP3918M	USEP3313
1993-1994	L4-2.3L	138	SE	USEP3918M	USEP3313
1993-1994	L4-2.3L	140	GT	USEP3918M	USEP3313
1993-1995	L4-2.3L	138	GT	USEP3918M	USEP3313
1996-1998	L4-2.4L	146	GT	USEP3919M	USEP3240R
1996-1998	L4-2.4L	146	SE	USEP3919M	USEP3240R
1999	L4-2.4L	146		USEP3950M	
2000-2001	L4-2.4L	146		USEP3507M	USEP3507
1985-1986	L4-2.5L	151	LE		USEP3902
1985-1986	L4-2.5L	151			USEP3902
1987	L4-2.5L	151	LE		USEP3902
1987	L4-2.5L	151	SE		USEP3902
1987	L4-2.5L	151			USEP3902
1988	L4-2.5L	151			USEP3212
1988-1989	L4-2.5L	151	LE		USEP3212
1990-1991	L4-2.5L	151	LE		USEP3212
1991	L4-2.5L	151			USEP3212

Model Years	Engine Liters	Cubic Inches	Application Description	Fuel Pump Assembly	Fuel Pump Kit
1985-1986	V6-3.0L	181	1.45 inch pump diameter		USEP3240
1985-1986	V6-3.0L	181	LE; 1.45 inch pump diameter		USEP3240
1986	V6-3.0L	181	SE; 1.45 inch pump diameter		USEP3240
1987	V6-3.0L	181	1.45 inch pump diameter		USEP3240
1987	V6-3.0L	181	LE; 1.45 inch pump diameter		USEP3240
1987	V6-3.0L	181	SE; 1.45 inch pump diameter		USEP3240
1994-1995	V6-3.1L	189	GT	USEP3918M	USEP3313
1994-1995	V6-3.1L	189	SE	USEP3918M	USEP3313
1996-1998	V6-3.1L	189	GT	USEP3919M	USEP3240R
1996-1998	V6-3.1L	189	SE	USEP3919M	USEP3240R
1992	V6-3.3L	204	GT	USEP3917M	USEP3313
1992	V6-3.3L	204	SE	USEP3917M	USEP3313
1992-1993	V6-3.3L	204	GT		USEP3313
1992-1993	V6-3.3L	204	SE		USEP3313
1993	V6-3.3L	204	GT	USEP3918M	USEP3313
1993	V6-3.3L	204	SE	USEP3918M	USEP3313
1999	V6-3.4L	207		USEP3950M	
2000-2003	V6-3.4L	207		USEP3507M	USEP3507
2001-2004	V6-3.4L	204	Sold in Mexico		USEP12016
2004	V6-3.4L	207	SE2	USEP3507M	USEP3507
2005	V6-3.4L	207	GT	USEP3507M	USEP3507
2005	V6-3.4L	207	GT1	USEP3507M	USEP3507
2005	V6-3.4L	207	SE	USEP3507M	USEP3507
GRAND PRIX					
1990	L4-2.3L	138	LE; 1.45 inch pump diameter; OE UNIT Stamped WEC,WER		USEP3240
1990	L4-2.3L	138	LE; OE UNIT Stamped WEM		USEP3265
1991	L4-2.3L	138	LE		USEP3265
1991	L4-2.3L	138	SE		USEP3265
1988	V6-2.8L	173	1.45 inch pump diameter; OE UNIT Stamped WEC07		USEP3240
1988	V6-2.8L	173	1.45 inch pump diameter; OE UNIT Stamped WEC22		USEP3240
1988	V6-2.8L	173	LE; 1.45 inch pump diameter; OE UNIT Stamped WEC07		USEP3240
1988	V6-2.8L	173	LE; 1.45 inch pump diameter; OE UNIT Stamped WEC22		USEP3240
1988	V6-2.8L	173	SE; 1.45 inch pump diameter; OE UNIT Stamped WEC07		USEP3240
1988	V6-2.8L	173	SE; 1.45 inch pump diameter; OE UNIT Stamped WEC22		USEP3240
1988	V6-2.8L	173	LE; OE UNIT Stamped WEC		USEP3265
1988	V6-2.8L	173	OE UNIT Stamped WEC		USEP3265
1988	V6-2.8L	173	SE; OE UNIT Stamped WEC		USEP3265
1989	V6-2.8L	173	1.45 inch pump diameter; OE UNIT Stamped WEL		USEP3240
1989	V6-2.8L	173	LE; 1.45 inch pump diameter; OE UNIT Stamped WEL		USEP3240
1989	V6-2.8L	173	SE; 1.45 inch pump diameter; OE UNIT Stamped WEL		USEP3240
1989	V6-2.8L	173	LE; OE UNIT Stamped WEM		USEP3265
1989	V6-2.8L	173	OE UNIT Stamped WEM		USEP3265
1989	V6-2.8L	173	SE; OE UNIT Stamped WEM		USEP3265
1989	V6-3.1L	189	SE; Turbocharged		USEP3210
1989	V6-3.1L	189	1.45 inch pump diameter; OE UNIT Stamped WEL,WER		USEP3240
1989	V6-3.1L	189	LE; 1.45 inch pump diameter; OE UNIT Stamped WEL,WER		USEP3240
1989	V6-3.1L	189	SE; 1.45 inch pump diameter; OE UNIT Stamped WEL,WER		USEP3240
1989	V6-3.1L	189	OE UNIT Stamped WEM		USEP3265
1989-1990	V6-3.1L	189	LE; OE UNIT Stamped WEM		USEP3265
1989-1990	V6-3.1L	189	SE; OE UNIT Stamped WEM		USEP3265
1990	V6-3.1L	189	Mclaren; Turbocharged; OE UNIT Stamped WEG		USEP3210
1990	V6-3.1L	189	STE; Turbocharged; OE UNIT Stamped WEG		USEP3210
1990	V6-3.1L	189	LE; 1.45 inch pump diameter; OE UNIT Stamped WEC,WER		USEP3240
1990	V6-3.1L	189	SE; 1.45 inch pump diameter; OE UNIT Stamped WEC,WER		USEP3240
1990	V6-3.1L	189	STE; 1.45 inch pump diameter; OE UNIT Stamped WEC,WER		USEP3240
1990	V6-3.1L	189	Mclaren; Turbocharged; OE UNIT Stamped WEK,WAA		USEP3265
1990	V6-3.1L	189	STE; OE UNIT Stamped WEM		USEP3265
1990	V6-3.1L	189	STE; Turbocharged; OE UNIT Stamped WEK,WAA		USEP3265
1991-1993	V6-3.1L	189	GT		USEP3265
1991-1993	V6-3.1L	189	LE		USEP3265
1991-1993	V6-3.1L	189	SE		USEP3265
1991-1993	V6-3.1L	189	STE		USEP3265
1994	V6-3.1L	189			USEP3265
1995-1996	V6-3.1L	189	SE		USEP3265
1996	V6-3.1L	189			USEP3265
1997	V6-3.1L	189	SE	USEP3978M	
1998	V6-3.1L	191	Sold in Mexico	USEP3537M	USEP3240R
1998-1999	V6-3.1L	189	SE	USEP3537M	USEP3240R
2000	V6-3.1L	189	SE	USEP3537M	USEP3240R

APPLICATIONS



FUEL PUMP APPLICATION GUIDE

USMW
Professional Series

Model Years	Engine Liters	Cubic Inches	Application Description	Fuel Pump Assembly	Fuel Pump Kit
2001	V6-3.1L	189	SE; Optional	USEP3542M	
2001	V6-3.1L	189	SE; Standard	USEP3542M	
2002-2003	V6-3.1L	189	SE	USEP3542M	
1991-1993	V6-3.4L	207	STE; 1.45 inch pump diameter		USEP3240
1991-1993	V6-3.4L	207	GT; 1.45 inch pump diameter		USEP3240
1991-1994	V6-3.4L	207	SE; 1.45 inch pump diameter		USEP3240
1992-1993	V6-3.4L	207	LE; 1.45 inch pump diameter		USEP3240
1992-1993	V6-3.4L	207	GTP; 1.45 inch pump diameter		USEP3240
1994	V6-3.4L	207			USEP3265
1995-1996	V6-3.4L	207	GT; 1.45 inch pump diameter		USEP3240
1997	V6-3.8L	231	GTP; Supercharged	USEP3939M	USEP3240R
1997	V6-3.8L	231	GT	USEP3978M	
1997	V6-3.8L	231	SE	USEP3978M	
1998	V6-3.8L	231	GT	USEP3537M	USEP3240R
1998-2000	V6-3.8L	231	SE	USEP3537M	USEP3240R
1998-2000	V6-3.8L	231	Sold in Mexico	USEP3537M	USEP3240R
1998-2000	V6-3.8L	231	GTP; Supercharged	USEP3973M	USEP3240R
2001	V6-3.8L	231	SE; Optional	USEP3542M	
2001	V6-3.8L	231	SE; Standard	USEP3542M	
2001-2003	V6-3.8L	231	GTP; Supercharged	USEP3519M	
2002	V6-3.8L	231	SE	USEP3542M	
2003	V6-3.8L	231	GT	USEP3542M	
2005	V6-3.8L	231	GT	USEP3679M	
2005	V6-3.8L	231	GTP; Supercharged	USEP3700M	
2006	V6-3.8L	231		USEP3679M	
2006	V6-3.8L	231	GT; Supercharged	USEP3700M	
1986	V6-4.3L	262	Brougham; FI		USEP3901
1986	V6-4.3L	262	FI		USEP3901
1986	V6-4.3L	262	FI; LE		USEP3901
1987	V6-4.3L	262	Brougham; FI		USEP3902
1987	V6-4.3L	262	FI		USEP3902
1987	V6-4.3L	262	FI; LE		USEP3902
2006	V8-5.3L	325	GXP	USEP3700M	
GTO					
2004	V8-5.7L	350		USEP3611M	
2005-2006	V8-6.0L	364		USEP3611M	
J2000 SUNBIRD					
1984	L4-1.8L	112	1.45 inch pump diameter		USEP3240
1984	L4-1.8L	112	LE; 1.45 inch pump diameter		USEP3240
1984	L4-1.8L	112	SE; 1.45 inch pump diameter		USEP3240
1985	L4-1.8L	112	LE; Turbocharged; 1.45 inch pump diameter		USEP3240
1985	L4-1.8L	112	SE; Turbocharged; 1.45 inch pump diameter		USEP3240
1985	L4-1.8L	112	Turbocharged; 1.45 inch pump diameter		USEP3240
1985	L4-1.8L	112	LE		USEP3567
1985	L4-1.8L	112			USEP3567
1985	L4-2.0L	122	LE		USEP3567
1985	L4-2.0L	122			USEP3567
LEMANS					
1988	L4-1.6L	98	Value Leader		USEP3567
1988	L4-1.6L	98	Aerocoupe		USEP3567
1988	L4-1.6L	98	Aerocoupe YL		USEP3567
1988, 1993	L4-1.6L	98	SE		USEP3567
1989-1990	L4-1.6L	98	LE		USEP3567
1989-1990	L4-1.6L	98			USEP3567
1991-1992	L4-1.6L	98	LE		USEP3567
1991-1993	L4-1.6L	98	Value Leader		USEP3567
1989	L4-2.0L	122	LE		USEP3567
1989	L4-2.0L	122	SE		USEP3567
1989-1990	L4-2.0L	122	GSE		USEP3567
MATIZ					
2004-2009	L4-1.0L	60	SOLD IN MEXICO; FI SOHC		USEP12020
MONTANA					
1999-2000	V6-3.4L	207		USEP3372M	USEP3372
2001	V6-3.4L	207	w/ 120.0 In. Wheel	USEP3372M	USEP3372
2001-2003	V6-3.4L	207	w/ 112.0 In. Wheel	USEP3539M	
2002-2004	V6-3.4L	207	w/ 120.0 In. Wheel	USEP3552M	
2004	V6-3.4L	207	w/ 112.0 In. Wheel	USEP3598M	
2005	V6-3.4L	207		USEP3598M	
2005	V6-3.5L	213	SV6; (Incl.Tank Seal)	USEP3717M	

Model Years	Engine Liters	Cubic Inches	Application Description	Fuel Pump Assembly	Fuel Pump Kit
2006	V6-3.5L	213	Incl.Tank Seal	USEP3717M	
2006	V6-3.9L	237	Incl.Tank Seal	USEP3717M	
PARISIENNE					
1985	V6-4.3L	262	Brougham; FI		USEP3902
1985	V6-4.3L	262	FI		USEP3902
1986	V6-4.3L	262	Brougham; FI; Harness Stamped BEB		USEP3902
1986	V6-4.3L	262	Brougham; FI; Harness Stamped BEG		USEP3902
1986	V6-4.3L	262	FI; Harness Stamped BEB		USEP3902
1986	V6-4.3L	262	FI; Harness Stamped BEG		USEP3902
1984	V8-5.7L	350	Brougham; In-Line		USEP8012SP
1984	V8-5.7L	350	In-Line		USEP8012SP
1985	V8-5.7L	350	Brougham; DIESEL; FI; External Pump		USEP3076
1985	V8-5.7L	350	DIESEL; FI; External Pump		USEP3076
SUNBIRD					
1986	L4-1.8L	112	GT; Turbocharged; 1.45 inch pump diameter		USEP3240
1986	L4-1.8L	112	SE; Turbocharged; 1.45 inch pump diameter		USEP3240
1986	L4-1.8L	112	GT		USEP3902
1986	L4-1.8L	112	SE		USEP3902
1986	L4-2.0L	122	SE		USEP3902
1987	L4-2.0L	122	GT; Turbocharged; 1.45 inch pump diameter		USEP3240
1987	L4-2.0L	122	SE; Turbocharged; 1.45 inch pump diameter		USEP3240
1987	L4-2.0L	122	GT		USEP3902
1987	L4-2.0L	122	SE		USEP3902
1987	L4-2.0L	122			USEP3902
1988	L4-2.0L	122			USEP3212
1988	L4-2.0L	122	1.45 inch pump diameter		USEP3240
1988	L4-2.0L	122	GT; 1.45 inch pump diameter		USEP3240
1988	L4-2.0L	122	SE; 1.45 inch pump diameter		USEP3240
1988-1989	L4-2.0L	122	SE; Turbocharged		USEP3265
1988-1990	L4-2.0L	122	GT		USEP3212
1988-1990	L4-2.0L	122	SE		USEP3212
1988-1990	L4-2.0L	122	GT; Turbocharged		USEP3265
1989-1990	L4-2.0L	122	LE		USEP3212
1989-1990	L4-2.0L	122	1.45 inch pump diameter		USEP3240
1990	L4-2.0L	122	LE; Turbocharged		USEP3265
1991	L4-2.0L	122	LE		USEP3212
1991	L4-2.0L	122	SE		USEP3212
1991	L4-2.0L	122			USEP3212
1992	L4-2.0L	122	LE Value Leader	USEP3917M	USEP3313
1992	L4-2.0L	122	SE	USEP3917M	USEP3313
1992-1993	L4-2.0L	122	LE Value Leader		USEP3313
1992-1993	L4-2.0L	122	SE		USEP3313
1993	L4-2.0L	122	LE Value Leader	USEP3918M	USEP3313
1993	L4-2.0L	122	SE	USEP3918M	USEP3313
1994	L4-2.0L	122	LE	USEP3918M	USEP3313
1991	V6-3.1L	189	GT		USEP3265
1991	V6-3.1L	189	LE		USEP3265
1991	V6-3.1L	189	SE		USEP3265
1992	V6-3.1L	189	GT	USEP3917M	USEP3313
1992	V6-3.1L	189	SE	USEP3917M	USEP3313
1992-1994	V6-3.1L	189	GT		USEP3313
1992-1994	V6-3.1L	189	SE		USEP3313
1993	V6-3.1L	189	LE Value Leader	USEP3918M	USEP3313
1993	V6-3.1L	189	GT	USEP3918M	USEP3313
1993-1994	V6-3.1L	189	SE	USEP3918M	USEP3313
1994	V6-3.1L	189	LE	USEP3918M	USEP3313
SUNFIRE					
1995	L4-2.2L	134	SE	USEP3914M	USEP3240R
1996-1997	L4-2.2L	134	SE	USEP3919M	USEP3240R
1998	L4-2.2L	134		USEP3919M	USEP3240R
1999	L4-2.2L	134		USEP3950M	
2000	L4-2.2L	134	Plastic Fuel Tank	USEP3507M	USEP3507
2000	L4-2.2L	134	Exc.Plastic Fuel Tank	USEP3950M	
2001-2002	L4-2.2L	134		USEP3507M	USEP3507
2002	L4-2.2L	134	L61 Desig.	USEP3507M	USEP3507
2002	L4-2.2L	134	Sold in Mexico	USEP3507M	USEP3507
2003-2005	L4-2.2L	134		USEP3507M	USEP3507
2004	L4-2.2L	134	Sold in Mexico	USEP3507M	USEP3507
1995	L4-2.3L	138	GT	USEP3914M	USEP3240R

APPLICATIONS



FUEL PUMP APPLICATION GUIDE

USMW
Professional Series

Model Years	Engine Liters	Cubic Inches	Application Description	Fuel Pump Assembly	Fuel Pump Kit
1995	L4-2.3L	138	SE	USEP3914M	USEP3240R
1996-1997	L4-2.4L	146	GT	USEP3919M	USEP3240R
1996-1997	L4-2.4L	146	SE	USEP3919M	USEP3240R
1997	L4-2.4L	146	Sold in Mexico	USEP3919M	USEP3240R
1998	L4-2.4L	146		USEP3919M	USEP3240R
1999	L4-2.4L	146		USEP3950M	
2000	L4-2.4L	146	Plastic Fuel Tank	USEP3507M	USEP3507
2000	L4-2.4L	146	Exc.Plastic Fuel Tank	USEP3950M	
2000-2001	L4-2.4L	146	Sold in Mexico	USEP3507M	USEP3507
2001	L4-2.4L	146	Sold in Mexico		USEP12016
2001-2002	L4-2.4L	146		USEP3507M	USEP3507
TRANS SPORT					
1990-1991	V6-3.1L	189			USEP3902
1992-1995	V6-3.1L	189			USEP3902
1996	V6-3.4L	207	1.45 inch pump diameter		USEP3240
1997	V6-3.4L	207	w/ 112.0 In. Wheel	USEP3976M	
1997	V6-3.4L	207	w/ 120.0 In. Wheel	USEP3976M	
1998	V6-3.4L	207	Montana	USEP3372M	USEP3372
1998	V6-3.4L	207		USEP3372M	USEP3372
1992-1995	V6-3.8L	231			USEP3265
VIBE					
2006	L4-1.8L	109	1ZZFE Desig.		USEP8213
2006	L4-1.8L	109	2ZZGE Desig.; GT		USEP8213
2003-2004	L4-1.8L	109	1ZZFE Desig.		USEP8213
2003-2004	L4-1.8L	109	2ZZGE Desig.; GT		USEP8213
2005	L4-1.8L	109	1ZZFE Desig.; AWD		USEP8213
RENAULT					
ALLIANCE					
1986	L4-1.4L	85	SOLD IN MEXICO; TBI		USEP7010
1983	L4-1.4L	85	MT		USEP7006A
1983-1984	L4-1.4L	85	DL		USEP7006A
1983-1984	L4-1.4L	85	L		USEP7006A
1983-1984	L4-1.4L	85	Limited		USEP7006A
1983-1984	L4-1.4L	85			USEP7006A
1985	L4-1.4L	85	DL		USEP7010
1985	L4-1.4L	85	L		USEP7010
1985	L4-1.4L	85			USEP7010
1986	L4-1.4L	85	Digital Instrument Cluster;		USEP7001
1986	L4-1.4L	85	DL; Exc.Digital Instrument Cluster		USEP7010
1986	L4-1.4L	85	Exc.Digital Instrument Cluster		USEP7010
1986	L4-1.4L	85	L; Exc.Digital Instrument Cluster		USEP7010
1986-1987	L4-1.4L	85	Digital Instrument Cluster;		USEP7001
1986-1987	L4-1.4L	85	DL; Digital Instrument Cluster;		USEP7001
1986-1987	L4-1.4L	85	L; Digital Instrument Cluster;		USEP7001
1987	L4-1.4L	85	DL; Exc.Digital Instrument Cluster;		USEP7001
1987	L4-1.4L	85	Exc.Digital Instrument Cluster;		USEP7001
1987	L4-1.4L	85	L; Exc.Digital Instrument Cluster;		USEP7001
1985	L4-1.7L	105	DL		USEP7010
1985	L4-1.7L	105	L		USEP7010
1985	L4-1.7L	105	Limited		USEP7010
1986	L4-1.7L	105	DL; Exc.Digital Instrument Cluster		USEP7010
1986	L4-1.7L	105	Exc.Digital Instrument Cluster		USEP7010
1986	L4-1.7L	105	L; Exc.Digital Instrument Cluster		USEP7010
1986-1987	L4-1.7L	105	Digital Instrument Cluster;		USEP7001
1986-1987	L4-1.7L	105	DL; Digital Instrument Cluster;		USEP7001
1986-1987	L4-1.7L	105	L; Digital Instrument Cluster;		USEP7001
1987	L4-1.7L	105	DL; Exc.Digital Instrument Cluster;		USEP7001
1987	L4-1.7L	105	Exc.Digital Instrument Cluster;		USEP7001
1987	L4-1.7L	105	GS; Digital Instrument Cluster;		USEP7001
1987	L4-1.7L	105	GS; Exc.Digital Instrument Cluster;		USEP7001
1987	L4-1.7L	105	L; Exc.Digital Instrument Cluster;		USEP7001
1987	L4-2.0L	120	F3R Desig.; GTA; Digital Instrument Cluster;		USEP7001
1987	L4-2.0L	120	F3R Desig.; GTA; Exc.Digital Instrument Cluster;		USEP7001
CLIO					
2001-2009	L4-1.6L	98	SOLD IN MEXICO; MFI		USEP12027
CLIO SPORT					
2001-2006	L4-2.0L	122	SOLD IN MEXICO; MFI		USEP12027

Model Years	Engine Liters	Cubic Inches	Application Description	Fuel Pump Assembly	Fuel Pump Kit
ENCORE					
1986	L4-1.4L	85	SOLD IN MEXICO; TBI		USEP7010
1984	L4-1.4L	85	GS		USEP7006A
1984	L4-1.4L	85	LS		USEP7006A
1984	L4-1.4L	85	S		USEP7006A
1984	L4-1.4L	85			USEP7006A
1985	L4-1.4L	85			USEP7010
1985-1986	L4-1.4L	85	LS		USEP7010
1985-1986	L4-1.4L	85	S		USEP7010
1985-1986	L4-1.7L	105	GS		USEP7010
1985-1986	L4-1.7L	105	LS		USEP7010
1985-1986	L4-1.7L	105	S		USEP7010
1986	L4-1.7L	105	Electronic		USEP7010
FUEGO					
1985	L4-2.2L	131	External Pump		USEP7334
KANGOO					
2004-2009	L4-1.6L	97	SOLD IN MEXICO; MFI DOHC		USEP12027
MEGANE					
2001-2003	L4-2.0L	122	SOLD IN MEXICO; MFI		USEP12026
R10					
1966	L4-1.1L	67	SOLD IN MEXICO; 1BL		USEP8012SP
R12 TS					
1980	L4-1.6L	98	SOLD IN MEXICO; 2BL		USEP7333
R18					
1980-1985	L4-1.6L	98	SOLD IN MEXICO; 2BL		USEP7333
1984-1986	L4-2.0L	122	SOLD IN MEXICO; 2BL		USEP7001
R18I					
1985-1986	L4-2.2L	131	External Pump		USEP7334
R4L					
1965-1969	L4-0.8L	52	SOLD IN MEXICO; 1BL		USEP8012SP
R8S					
1965-1969	L4-1.1L	67	SOLD IN MEXICO; 1BL		USEP8012SP
SCENIC					
2001-2004	L4-2.0L	122	SOLD IN MEXICO; MFI		USEP12026
SAAB					
900					
1981-1984	L4-2.0L	122	FI		USEP8061
1981-1984	L4-2.0L	122	FI; S		USEP8061
1981-1984	L4-2.0L	122	FI; Turbo		USEP8061
1985	L4-2.0L	122	B202L Desig.; Turbo; Turbocharged; External Pump		USEP8099
1985	L4-2.0L	122	B202L Desig.; Turbo; Turbocharged		USEP8778
1985-1986	L4-2.0L	122	B2011 Desig.; External Pump		USEP8061
1985-1986	L4-2.0L	122	B2011 Desig.; S; External Pump		USEP8061
1985-1986	L4-2.0L	122	B2011 Desig.; S		USEP8778
1985-1988	L4-2.0L	122	B2011 Desig.		USEP8778
1986	L4-2.0L	122	B202L Desig.; S; External Pump		USEP8099
1986	L4-2.0L	122	B202L Desig.; SPG; Turbocharged; External Pump		USEP8099
1986-1989	L4-2.0L	122	B202L Desig.; S		USEP8778
1986-1989	L4-2.0L	122	B202L Desig.; SPG; Turbocharged		USEP8778
1987,1989	L4-2.0L	122	B202L Desig.; SPG; Turbocharged; External Pump		USEP8096
1987-1988	L4-2.0L	122	B2011 Desig.; External Pump		USEP8060
1987-1989	L4-2.0L	122	B202L Desig.; S; External Pump		USEP8096
1988	L4-2.0L	122	B202L Desig.; SPG; Turbocharged; External Pump		USEP8060
1989	L4-2.0L	122	B202L Desig.; External Pump		USEP8096
1989	L4-2.0L	122	B202L Desig.		USEP8778
1990	L4-2.0L	122	B202L Desig.		USEP8214
1990	L4-2.0L	122	B202L Desig.; S		USEP8214
1990-1991	L4-2.0L	122	B202L Desig.; SPG; Turbocharged		USEP8214
1991	L4-2.0L	122	B202L Desig.; SE Turbo; Turbocharged		USEP8214
1992-1993	L4-2.0L	122	B202L Desig.; Turbo; Turbocharged		USEP8214
1993	L4-2.0L	122	B202R Desig.; Turbo Commemorative Edition; Turbocharged		USEP8214
1994	L4-2.0L	122	B202L Desig.; Turbo; Turbocharged		USEP8077
1994	L4-2.0L	122	B202R Desig.; Turbo Commemorative Edition; Turbocharged		USEP8077
1994-1998	L4-2.0L	122	B204L Desig.; SE Turbo; Turbocharged		USEP8077
1998	L4-2.0L	122	B204L Desig.; S Turbo; Turbocharged		USEP8077
1991-1992	L4-2.1L	130	B212L Desig.		USEP8214
1991-1993	L4-2.1L	130	B212L Desig.; S		USEP8214



FUEL PUMP APPLICATION GUIDE

USMW
Professional Series

Model Years	Engine Liters	Cubic Inches	Application Description	Fuel Pump Assembly	Fuel Pump Kit
1994	L4-2.1L	130	B212I Desig.; S		USEP8077
1994-1998	L4-2.3L	140	B234I Desig.; S		USEP8077
1994-1997	V6-2.5L	151	B258I Desig.; SE		USEP8077
9000					
1986	L4-2.0L	122	External Pump		USEP8099
1987	L4-2.0L	122	B202L Desig.; Turbo; Turbocharged; External Pump		USEP8096
1988	L4-2.0L	122	B202L Desig.; Turbo; Turbocharged		USEP8077
1988	L4-2.0L	122	B202L Desig.; Turbo; Turbocharged; External Pump		USEP8096
1989	L4-2.0L	122	B202I Desig.; S		USEP8077
1989	L4-2.0L	122	B202L Desig.; CD; Turbocharged		USEP8077
1989	L4-2.0L	122	B202L Desig.; Turbocharged		USEP8077
1990	L4-2.0L	122	B202I Desig.; S	USEP8515M	
1990	L4-2.0L	122	B202L Desig.; CD; Turbocharged	USEP8515M	
1990	L4-2.0L	122	B202L Desig.; Turbo; Turbocharged	USEP8515M	
1993	L4-2.3L	140	Aero; B234L Desig.; Turbocharged		USEP8077
1990-1991	L4-2.3L	140	B234I Desig.; CD	USEP8515M	
1990-1991	L4-2.3L	140	B234I Desig.; S	USEP8515M	
1991	L4-2.3L	140	B234I Desig.	USEP8515M	
1991	L4-2.3L	140	B234L Desig.; CD Turbo; Turbocharged	USEP8515M	
1991	L4-2.3L	140	B234L Desig.; Turbo; Turbocharged	USEP8515M	
1993	L4-2.3L	140	B234I Desig.; CD		USEP8077
1993-1994	L4-2.3L	140	B234I Desig.; CDE		USEP8077
1993-1994	L4-2.3L	140	B234I Desig.; CS		USEP8077
1993-1994	L4-2.3L	140	B234I Desig.; CSE		USEP8077
1993-1994	L4-2.3L	140	B234L Desig.; CD Turbo; Turbocharged		USEP8077
1993-1994	L4-2.3L	140	B234L Desig.; CDE Turbo; Turbocharged		USEP8077
1993-1994	L4-2.3L	140	B234L Desig.; CS Turbo; Turbocharged		USEP8077
1993-1997	L4-2.3L	140	Aero; B234R Desig.; Turbocharged		USEP8077
1993-1997	L4-2.3L	140	B234L Desig.; CSE Turbo; Turbocharged		USEP8077
1995-1997	L4-2.3L	140	B234E Desig.; CS; Turbocharged		USEP8077
1998	L4-2.3L	140	B234L Desig.		USEP8077
1998	L4-2.3L	140	B234R Desig.		USEP8077
1995	V6-3.0L	181	B308I Desig.; CDE		USEP8077
1995-1997	V6-3.0L	181	B308I Desig.; CSE		USEP8077
9-3					
2000-2001	L4-2.0L	122	B205L Desig.	USEP8426M	
2000-2002	L4-2.0L	122	B205R Desig.; SE	USEP8426M	
2003	L4-2.0L	122	B205R Desig.; SE	USEP8426M	
1999	L4-2.3L	140	B235R Desig.	USEP8426M	
2000-2002	L4-2.3L	140	B235R Desig.; Viggem	USEP8426M	
9-5					
1999	L4-2.3L	140	B235E Desig.		USEP8077
2000	L4-2.3L	140	2.3t; B235E Desig.		USEP8077
2000	L4-2.3L	140	Aero; B235R Desig.		USEP8077
2001	L4-2.3L	140	2.3t; B235E Desig.	USEP8431M	
2001-2005	L4-2.3L	140	Aero; B235R Desig.	USEP8431M	
2002-2004	L4-2.3L	140	B235E Desig.; Linear	USEP8431M	
2004-2005	L4-2.3L	140	Arc; B235L Desig.	USEP8431M	
2005	L4-2.3L	140	B235E Desig.; Linear	USEP8431M	
2006-2007	L4-2.3L	140		USEP8431M	
2008-2009	L4-2.3L	140	2.3t	USEP8431M	
2008-2009	L4-2.3L	140	Aero	USEP8431M	
1999	V6-3.0L	181	B308E Desig.		USEP8077
2000	V6-3.0L	181	B308E Desig.; SE		USEP8077
2001	V6-3.0L	181	B308E Desig.; SE	USEP8431M	
2002-2003	V6-3.0L	181	Arc; B308E Desig.	USEP8431M	
9-7X					
2005	L6-4.2L	256	Linear	USEP3707M	
2006-2007	L6-4.2L	256	4.2i	USEP3707M	
2005	V8-5.3L	323	Arc	USEP3707M	
2006-2007	V8-5.3L	325	5.3i	USEP3707M	
SATURN					
AURA					
2007-2008	L4-2.4L	145	ELECTRIC/Green Line	USEP3591M	
2008	L4-2.4L	145		USEP3591M	
2007-2008	V6-3.5L	213		USEP3591M	
2008	V6-3.6L	217		USEP3591M	

Model Years	Engine Liters	Cubic Inches	Application Description	Fuel Pump Assembly	Fuel Pump Kit
ION					
2003-2005	L4-2.2L	134		USEP3590M	
2005	L4-2.2L	134		USEP3590M	
L100					
2001-2002	L4-2.2L	134		USEP3557M	
L200					
2001-2003	L4-2.2L	134		USEP3557M	
L300					
2001-2005	V6-3.0L	181		USEP3557M	
LS					
2000	L4-2.2L	134		USEP3737M	
LS1					
2000	L4-2.2L	134		USEP3737M	
LS2					
2000	V6-3.0L	181		USEP3737M	
LW1					
2000	L4-2.2L	134		USEP3737M	
LW2					
2000	V6-3.0L	181		USEP3737M	
LW200					
2001-2003	L4-2.2L	134		USEP3557M	
LW300					
2001-2003	V6-3.0L	181		USEP3557M	
RELAY					
2005	V6-3.5L	213	Incl.Tank Seal	USEP3717M	
2006	V6-3.5L	213	Incl.Tank Seal	USEP3717M	
2006	V6-3.9L	237	Incl.Tank Seal	USEP3717M	
2007	V6-3.9L	237		USEP3717M	
SC					
1991-1992	L4-1.9L	116		USEP3905M	USEP3910
SC1					
1993-1996	L4-1.9L	116		USEP3905M	USEP3910
1997	L4-1.9L	116		USEP3944M	
1997-2002	L4-1.9L	116			USEP3545
1998-2002	L4-1.9L	116		USEP3951M	
SC2					
1993-1996	L4-1.9L	116		USEP3905M	USEP3910
1997	L4-1.9L	116		USEP3944M	
1997-2002	L4-1.9L	116			USEP3545
1998-2002	L4-1.9L	116		USEP3951M	
SL1					
1991-1996	L4-1.9L	116		USEP3905M	USEP3910
1997	L4-1.9L	116		USEP3944M	
1997-2002	L4-1.9L	116			USEP3545
1998-2002	L4-1.9L	116		USEP3951M	
SL2					
1991-1996	L4-1.9L	116		USEP3905M	USEP3910
1997	L4-1.9L	116		USEP3944M	
1997-2002	L4-1.9L	116			USEP3545
1998-2002	L4-1.9L	116		USEP3951M	
SW1					
1993-1996	L4-1.9L	116		USEP3905M	USEP3910
1997	L4-1.9L	116		USEP3944M	
1997-1999	L4-1.9L	116			USEP3545
1998-1999	L4-1.9L	116		USEP3951M	
SW2					
1993-1996	L4-1.9L	116		USEP3905M	USEP3910
1997	L4-1.9L	116		USEP3944M	
1997-2001	L4-1.9L	116			USEP3545
1998-2001	L4-1.9L	116		USEP3951M	
VUE					
2002-2003	L4-2.2L	134		USEP3585M	
2004	L4-2.2L	134	(Secondary)	USEP3626M	
2004-2005	L4-2.2L	134		USEP3626M	
2006	L4-2.2L	134		USEP3626M	
2002-2003	V6-3.0L	181		USEP3585M	
2004	V6-3.5L	215		USEP3626M	



FUEL PUMP APPLICATION GUIDE

USMW
Professional Series

Model Years	Engine Liters	Cubic Inches	Application Description	Fuel Pump Assembly	Fuel Pump Kit
2004-2005	V6-3.5L	215	Red Line	USEP3626M	
2006	V6-3.5L	215	Red Line	USEP3626M	
2006	V6-3.5L	215		USEP3626M	
SCION					
TC					
2009	L4-2.4L	146			USEP8404
2005-2006	L4-2.4L	146			USEP8404
2007-2008	L4-2.4L	146	Spec		USEP8404
2007-2008	L4-2.4L	146			USEP8404
XA					
2004-2006	L4-1.5L	91			USEP8213
XB					
2004-2006	L4-1.5L	91			USEP8213
SEAT					
ALHAMBRA					
2003	L4-1.8L	110	SOLD IN MEXICO; Turbo DOHC		USEP12024
2004	L4-1.8L	109	SOLD IN MEXICO; MFI Turbo	USEP12050M	
2002-2005	L4-1.8L	108	SOLD IN MEXICO; FI DOHC	USEP12050M	USEP12024
2002-2005	V6-2.8L	170	SOLD IN MEXICO; FI DOHC		USEP12024
ALTEA					
2005-2008	L4-2.0L	121	SOLD IN MEXICO; SFI	USEP12050M	USEP12024
CORDOBA					
2006	L4-1.6L	98	SOLD IN MEXICO; MFI	USEP12050M	
2001-2008	L4-1.6L	98	SOLD IN MEXICO; With VDO pump; FI	USEP12050M	USEP12024
IBIZA					
2001-2008	L4-1.6L	98	SOLD IN MEXICO; With VDO pump; FI	USEP12050M	USEP12024
2006	L4-1.8L	108	SOLD IN MEXICO; FI DOHC	USEP12050M	USEP12024
2003-2008	L4-2.0L	121	SOLD IN MEXICO; With VDO pump; SFI	USEP12050M	USEP12024
LEON					
2001-2006	L4-1.8L	108	SOLD IN MEXICO; FI DOHC	USEP12050M	USEP12024
2001-2006	L4-1.8L	108	SOLD IN MEXICO; Turbo DOHC		USEP12024
2006	L4-2.0L	122	SOLD IN MEXICO; MFI DOHC		USEP12024
2007	L4-2.0L	122	SOLD IN MEXICO; DOHC Turbo		USEP12024
2008	L4-2.0L	122	SOLD IN MEXICO; Turbo DOHC		USEP12024
TOLEDO					
2001-2005	L4-1.8L	108	SOLD IN MEXICO; FI DOHC		USEP12024
2003-2005	L4-1.8L	109	SOLD IN MEXICO; MFI	USEP12050M	
2006	L4-2.0L	121	SOLD IN MEXICO; SFI		USEP12024
STERLING					
825					
1987-1988	V6-2.5L	151	S		USEP8023
1987-1988	V6-2.5L	151	SL		USEP8023
827					
1989	V6-2.7L	167	SL		USEP8023
1989	V6-2.7L	167	SLi		USEP8023
1989-1991	V6-2.7L	167	S		USEP8023
1989-1991	V6-2.7L	167	SL		USEP8023
1989-1991	V6-2.7L	167	SLi		USEP8023
SUBARU					
BAJA					
2003	H4-2.5L	151		USEP8596M	USEP8229
2004-2006	H4-2.5L	151	EJ255 Desig.; Turbo; Turbocharged		USEP8450
2004-2006	H4-2.5L	151	EJ253 Desig.; Sport	USEP8600M	
BRAT					
1985-1987	H4-1.8L	109	External Pump		USEP8095
DL					
1985-1986	H4-1.8L	109	External Pump		USEP8016S
1987	H4-1.8L	109	CARB; External Pump		USEP8016S
1987	H4-1.8L	109	FI; External Pump		USEP8059
1988-1989	H4-1.8L	109	External Pump		USEP8059
FORESTER					
1998	H4-2.5L	151	L		USEP8229
1998	H4-2.5L	151	S		USEP8229
1998	H4-2.5L	151			USEP8229
1999-2002	H4-2.5L	151			USEP8229

Model Years	Engine Liters	Cubic Inches	Application Description	Fuel Pump Assembly	Fuel Pump Kit
2003	H4-2.5L	151	X		USEP8335
2003	H4-2.5L	151	XS		USEP8335
2004	H4-2.5L	151	EJ251 Desig.; X		USEP8335
2004	H4-2.5L	151	EJ251 Desig.; XS		USEP8335
2004	H4-2.5L	151	EJ255 Desig.; Turbocharged; XT		USEP8450
2005	H4-2.5L	151	EJ253 Desig.; X		USEP8229
2005	H4-2.5L	151	EJ253 Desig.; XS L.L. Bean Edition		USEP8229
2005	H4-2.5L	151	EJ255 Desig.; Turbocharged; XT Premium		USEP8450
2006-2008	H4-2.5L	151	EJ253 Desig.; X		USEP8335
2006-2008	H4-2.5L	151	EJ253 Desig.; X L.L. Bean Edition		USEP8335
2006-2008	H4-2.5L	151	EJ255 Desig.; Turbocharged; XT Limited		USEP8450
2008	H4-2.5L	151	EJ253 Desig.; Sports 2.5 X		USEP8335
2008	H4-2.5L	151	EJ253 Desig.; Sports 2.5 X; Federal		USEP8335
2008	H4-2.5L	151	EJ253 Desig.; X L.L. Bean Edition; Federal		USEP8335
2008	H4-2.5L	151	EJ253 Desig.; X; Federal		USEP8335
2008	H4-2.5L	151	EJ255 Desig.; Sports 2.5 XT; Turbocharged		USEP8450
GL					
1986	H4-1.6L	97	CARB; External Pump		USEP8095
1987	H4-1.6L	97	CARB; External Pump		USEP8095
1985	H4-1.8L	109	FI; Turbo; Turbocharged; External Pump		USEP8312
1985-1986	H4-1.8L	109	CARB; External Pump		USEP8095
1985-1986	H4-1.8L	109	FI; Turbo; Turbocharged; External Pump		USEP8312
1985-1986	H4-1.8L	109	CARB; External Pump		USEP8095
1986	H4-1.8L	109	FI; External Pump		USEP8095
1987	H4-1.8L	109	FI; External Pump; TBI		USEP8059
1987	H4-1.8L	109	FI; External Pump, carb		USEP8095
1987	H4-1.8L	109	CARB; External Pump		USEP8095
1988-1989	H4-1.8L	109	FI; External Pump		USEP8059
GL-10					
1985	H4-1.8L	109	External Pump		USEP8059
1985-1989	H4-1.8L	109	Turbo		USEP8312
1986-1989	H4-1.8L	109	External Pump		USEP8059
IMPREZA					
1993	H4-1.8L	109	FWD; LS		USEP8229
1993	H4-1.8L	109	AWD; LS		USEP8235
1993-1994	H4-1.8L	109	FWD; L		USEP8229
1993-1994	H4-1.8L	109			USEP8229
1993-1994	H4-1.8L	109	AWD; L		USEP8235
1994	H4-1.8L	109	LS		USEP8235
1995	H4-1.8L	109	AWD		USEP8235
1995	H4-1.8L	109	FWD		USEP8235
1995	H4-1.8L	109	FWD; L		USEP8235
1995	H4-1.8L	109	Outback		USEP8235
1995-1996	H4-1.8L	109	AWD; L		USEP8235
1996	H4-1.8L	109	AWD; L		USEP8235
1996-1997	H4-1.8L	109	Brighton		USEP8235
2002-2005	H4-2.0L	122	EJ205 Desig.; Turbocharged; WRX		USEP8450
1995	H4-2.2L	134	L		USEP8229
1995	H4-2.2L	134	LX		USEP8229
1996	H4-2.2L	134	L		USEP8229
1996	H4-2.2L	134	LX		USEP8229
1996	H4-2.2L	134	Outback		USEP8229
1998	H4-2.2L	134	EJ22EZ Desig.; L		USEP8229
1998	H4-2.2L	134	EJ22EZ Desig.; Outback		USEP8229
1999	H4-2.2L	134	EJ223 Desig.; L		USEP8229
1999	H4-2.2L	134	EJ223 Desig.; Outback		USEP8229
1999-2001	H4-2.2L	134	EJ222 Desig.; L		USEP8229
1999-2001	H4-2.2L	134	EJ222 Desig.; Outback		USEP8229
1998	H4-2.5L	151	EJ25D Desig.; RS		USEP8229
1999	H4-2.5L	151	EJ253 Desig.; RS		USEP8229
2000	H4-2.5L	151	EJ251 Desig.; RS		USEP8229
2001	H4-2.5L	151	EJ251 Desig.; RS		USEP8229
2002-2004	H4-2.5L	151	EJ251 Desig.; Outback		USEP8335
2002-2004	H4-2.5L	151	EJ251 Desig.; RS		USEP8335
2002-2004	H4-2.5L	151	EJ251 Desig.; TS		USEP8335
2004-2007	H4-2.5L	151	EJ257 Desig.; Turbocharged; WRX STI		USEP8450
2005	H4-2.5L	151	EJ253 Desig.; Outback Sport		USEP8229
2005	H4-2.5L	151	EJ253 Desig.; RS		USEP8229
2006-2007	H4-2.5L	151	2.5i; EJ253 Desig.		USEP8335

APPLICATIONS



FUEL PUMP APPLICATION GUIDE



Model Years	Engine Liters	Cubic Inches	Application Description	Fuel Pump Assembly	Fuel Pump Kit
2006-2007	H4-2.5L	151	EJ253 Desig.; Outback Sport		USEP8335
2006-2007	H4-2.5L	151	EJ255 Desig.; Turbocharged; WRX		USEP8450
2006-2007	H4-2.5L	151	EJ255 Desig.; Turbocharged; WRX Limited		USEP8450
2006-2007	H4-2.5L	151	EJ255 Desig.; Turbocharged; WRX TR		USEP8450
2007	H4-2.5L	151	EJ257 Desig.; Turbocharged; WRX STI Limited		USEP8450
JUSTY					
1987	L3-1.2L	73	DL; External Pump		USEP8016S
1987	L3-1.2L	73	GL; External Pump		USEP8016S
1988	L3-1.2L	73	DL; External Pump		USEP8016S
1988	L3-1.2L	73	GL; External Pump		USEP8016S
1989	L3-1.2L	73	DL; External Pump		USEP8192
1989	L3-1.2L	73	GL; External Pump		USEP8192
1989	L3-1.2L	73	RS; External Pump		USEP8192
1990	L3-1.2L	73	CARB; DL; External Pump		USEP8192
1990	L3-1.2L	73	CARB; GL; External Pump		USEP8192
1990	L3-1.2L	73	FI; GL		USEP8229
1991	L3-1.2L	73	CARB; External Pump		USEP8192
1991	L3-1.2L	73	FI		USEP8229
1992-1993	L3-1.2L	73			USEP8229
1994	L3-1.2L	73	DL		USEP8229
1994	L3-1.2L	73	GL		USEP8229
LEGACY					
1990	H4-2.2L	134	AWD; LS; 1.5" pump		USEP8229
1990	H4-2.2L	134	AWD; L		USEP8229
1990	H4-2.2L	134	AWD; LS	USEP8191S	USEP8235
1990	H4-2.2L	134	FWD; LS	USEP8191S	USEP8235
1990	H4-2.2L	134	FWD; LS; 2" pump		USEP8235
1990,1995	H4-2.2L	134	FWD; L	USEP8191S	USEP8235
1990,1995	H4-2.2L	134		USEP8191S	USEP8235
1990,1995	H4-2.2L	134	AWD; L	USEP8191S	USEP8235
1991	H4-2.2L	134	Sport; Turbocharged		USEP8235
1991-1992	H4-2.2L	134	AWD; Lsi; 1.5" pump		USEP8229
1991-1992	H4-2.2L	134	AWD; LSi	USEP8191S	USEP8235
1991-1992	H4-2.2L	134	FWD; LSi	USEP8191S	USEP8235
1991-1992	H4-2.2L	134	FWD; Lsi; 2" pump		USEP8235
1991-1992	H4-2.2L	134	AWD; L	USEP8191S	USEP8235
1991-1992	H4-2.2L	134	AWD; LS	USEP8191S	USEP8235
1991-1994	H4-2.2L	134	FWD; L	USEP8191S	USEP8235
1991-1994	H4-2.2L	134	FWD; LS	USEP8191S	USEP8235
1991-1994	H4-2.2L	134	Sport; Turbocharged	USEP8191S	USEP8235
1992-1994	H4-2.2L	134	Sport; Turbocharged		USEP8229
1993-1994	H4-2.2L	134	LSi	USEP8191S	USEP8235
1994	H4-2.2L	134	Alpine Sport	USEP8191S	USEP8235
1994	H4-2.2L	134	GT	USEP8191S	USEP8235
1994	H4-2.2L	134	Outdoor	USEP8191S	USEP8235
1994	H4-2.2L	134	Touring	USEP8191S	USEP8235
1994	H4-2.2L	134	Sun Sport	USEP8191S	USEP8235
1995	H4-2.2L	134	Brighton	USEP8191S	USEP8235
1995	H4-2.2L	134	LS	USEP8191S	USEP8235
1995	H4-2.2L	134	LSi	USEP8191S	USEP8235
1995	H4-2.2L	134	Postal	USEP8191S	USEP8235
1995	H4-2.2L	134	AWD; L		USEP8235
1995	H4-2.2L	134	Outback		USEP8235
1996	H4-2.2L	134	AWD; L; (From 01/96)	USEP8191S	USEP8235
1996	H4-2.2L	134	Brighton; From 01/96	USEP8191S	USEP8235
1996	H4-2.2L	134	Brighton; To 12/95	USEP8191S	USEP8235
1996	H4-2.2L	134	FWD; L	USEP8191S	USEP8235
1996	H4-2.2L	134	LS; From 01/96	USEP8191S	USEP8235
1996	H4-2.2L	134	LS; To 12/95	USEP8191S	USEP8235
1996	H4-2.2L	134	Postal; From 01/96	USEP8191S	USEP8235
1996	H4-2.2L	134	Postal; To 12/95	USEP8191S	USEP8235
1996	H4-2.2L	134	Outback; From 01/96		USEP8235
1996	H4-2.2L	134	Outback; To 12/95		USEP8235
1999	H4-2.2L	134	EJ22E Desig.; GT		USEP8229
1996-1997	H4-2.5L	151	LSi		USEP8235
1996-1998	H4-2.5L	151	GT		USEP8235
1996-1998	H4-2.5L	151	Outback		USEP8235
1997	H4-2.5L	151	Outback Limited		USEP8235
1998	H4-2.5L	151	GT Limited		USEP8235

Model Years	Engine Liters	Cubic Inches	Application Description	Fuel Pump Assembly	Fuel Pump Kit
1999	H4-2.5L	151	EJ25D Desig.; Outback Limited		USEP8229
1999	H4-2.5L	151	EJ25D Desig.; SUS 30th Anniversary		USEP8229
2000	H4-2.5L	151	EJ251 Desig.	USEP8596M	USEP8229
2000	H4-2.5L	151	EJ252 Desig.	USEP8596M	USEP8229
2001-2003	H4-2.5L	151		USEP8596M	USEP8229
2004	H4-2.5L	151	EJ253 Desig.	USEP8600M	
2004	H4-2.5L	151	EJ253 Desig.; Calif	USEP8600M	
2004	H4-2.5L	151	EJ253 Desig.; Federal	USEP8600M	
2004	H4-2.5L	151	EJ259 Desig.	USEP8600M	
2004	H4-2.5L	151	EJ259 Desig.; Calif	USEP8600M	
2004	H4-2.5L	151	EJ259 Desig.; Federal	USEP8600M	
LOYALE					
1990	H4-1.8L	109	External Pump		USEP8059
1990	H4-1.8L	109	RS; External Pump		USEP8059
1990	H4-1.8L	109	RS Turbo; Turbocharged; External Pump		USEP8312
1990	H4-1.8L	109	Turbo; Turbocharged; External Pump		USEP8312
1991-1993	H4-1.8L	109	External Pump		USEP8059
1994	H4-1.8L	109	External Pump		USEP8059
OUTBACK					
2000	H4-2.5L	151	EJ251 Desig.	USEP8596M	USEP8229
2000	H4-2.5L	151	EJ251 Desig.; Limited	USEP8596M	USEP8229
2000	H4-2.5L	151	EJ252 Desig.	USEP8596M	USEP8229
2000	H4-2.5L	151	EJ252 Desig.; Limited	USEP8596M	USEP8229
2001-2003	H4-2.5L	151	EJ253 Desig.; Limited	USEP8596M	USEP8229
2004	H4-2.5L	151	EJ253 Desig.; Limited	USEP8600M	
2004	H4-2.5L	151	EJ253 Desig.; Limited; Calif	USEP8600M	
2004	H4-2.5L	151	EJ253 Desig.; Limited; Federal	USEP8600M	
2004	H4-2.5L	151	EJ259 Desig.; Limited; Calif	USEP8600M	
2004	H4-2.5L	151	EJ259 Desig.; Limited; Federal	USEP8600M	
2001-2003	H6-3.0L	182	EZ30D Desig.; VDC	USEP8518M	USEP8335
2004	H6-3.0L	182	EZ30D Desig.; H6 VDC		USEP8335
RX					
1986	H4-1.8L	109	External Pump		USEP8059
1987	H4-1.8L	109	External Pump; From 02/87		USEP8312
1987	H4-1.8L	109	External Pump; To 02/87		USEP8312
1988-1989	H4-1.8L	109	External Pump		USEP8312
STANDARD					
1985-1986	H4-1.6L	97	External Pump		USEP8095
1987	H4-1.6L	97	External Pump		USEP8095
1987	H4-1.8L	109	External Pump		USEP8016S
SVX					
1992	H6-3.3L	200	LS		USEP8235
1992	H6-3.3L	200	LSL		USEP8235
1993	H6-3.3L	200			USEP8235
1994-1997	H6-3.3L	200	L		USEP8235
1994-1997	H6-3.3L	200	LSi		USEP8235
XT					
1985,1987	H4-1.8L	109	DL; External Pump		USEP8312
1985,1987	H4-1.8L	109	GL; External Pump		USEP8312
1985,1987	H4-1.8L	109	GL-10 Turbo; Turbocharged; External Pump		USEP8312
1986	H4-1.8L	109	DL; External Pump; From 07/86		USEP8312
1986	H4-1.8L	109	DL; External Pump; To 06/86		USEP8312
1986	H4-1.8L	109	GL; External Pump; From 07/86		USEP8312
1986	H4-1.8L	109	GL; External Pump; To 06/86		USEP8312
1986	H4-1.8L	109	GL-10 Turbo; Turbocharged; External Pump; From 07/86		USEP8312
1986	H4-1.8L	109	GL-10 Turbo; Turbocharged; External Pump; To 06/86		USEP8312
1987	H4-1.8L	109	GL; External Pump		USEP8312
1987	H4-1.8L	109	GL; Turbocharged; External Pump		USEP8312
1987	H4-1.8L	109	GL-10; External Pump		USEP8312
1988	H4-1.8L	109	DL; External Pump		USEP8312
1988-1989	H4-1.8L	109	GL; External Pump		USEP8312
1988-1991	H4-1.8L	109	GL; External Pump		USEP8312
1988-1991	H6-2.7L	167	External Pump		USEP8312
1989-1990	H6-2.7L	167	External Pump		USEP8312
SUZUKI					
AERIO					
2002-2003	L4-2.0L	122	GS		USEP8229
2002-2003	L4-2.0L	122	SX		USEP8229



FUEL PUMP APPLICATION GUIDE

USMW
Professional Series

Model Years	Engine Liters	Cubic Inches	Application Description	Fuel Pump Assembly	Fuel Pump Kit
2004-2005	L4-2.3L	140	LX		USEP8229
2004-2006	L4-2.3L	140	SX		USEP8229
2005	L4-2.3L	140	S		USEP8229
2006	L4-2.3L	140	SX Premium		USEP8229
2006-2007	L4-2.3L	140	Premium		USEP8229
2006-2007	L4-2.3L	140			USEP8229
ESTEEM					
1995-1998	L4-1.6L	97	GL		USEP8229
1995-1998	L4-1.6L	97	GLX Plus		USEP8229
1999	L4-1.6L	97	G16S Desig.		USEP8229
2000	L4-1.6L	97		USEP8437M	USEP8335
1999	L4-1.8L	109			USEP8229
2000-2001	L4-1.8L	109		USEP8437M	USEP8335
GRAND VITARA					
1999-2000	V6-2.5L	151			USEP8229
2001	V6-2.5L	151	Limited		USEP8229
2002-2004	V6-2.5L	151			USEP8229
2005	V6-2.5L	151	EX		USEP8229
2005	V6-2.5L	151	LX		USEP8229
2006	V6-2.7L	167	Premium	USEP8437M	USEP8335
2006-2008	V6-2.7L	167	Luxury	USEP8437M	USEP8335
2006-2008	V6-2.7L	167	XSport	USEP8437M	USEP8335
2006-2008	V6-2.7L	167		USEP8437M	USEP8335
SAMURAI					
1990	L4-1.3L	79		USEP8242H	USEP2111
1991-1993	L4-1.3L	79	JS	USEP8242H	USEP2111
1991-1993	L4-1.3L	79	JL	USEP8242H	USEP2111
1991-1993	L4-1.3L	79	JA	USEP8242H	USEP2111
SIDEKICK					
1989	L4-1.6L	97	FI; J LX	USEP8238H	USEP8023
1990	L4-1.6L	97	J LX		USEP8023
1990	L4-1.6L	97	JS		USEP8023
1990	L4-1.6L	97	JX		USEP8023
1991	L4-1.6L	97	4 Dr.; J LX	USEP8238H	USEP2111
1991	L4-1.6L	97	4 Dr.; JX	USEP8238H	USEP2111
1991	L4-1.6L	97	2 Dr.; JL		USEP8023
1991	L4-1.6L	97	2 Dr.; JS		USEP8023
1991	L4-1.6L	97	2 Dr.; JX		USEP8023
1992-1995	L4-1.6L	97	J LX		USEP2111
1992-1995	L4-1.6L	97	JS		USEP2111
1992-1995	L4-1.6L	97	JX		USEP2111
1993	L4-1.6L	97			USEP2111
1996-1997	L4-1.6L	97	JA		USEP8229
1996-1998	L4-1.6L	97	JS		USEP8229
1996-1998	L4-1.6L	97	JX		USEP8229
1996-1998	L4-1.8L	109	J LX Sport	USEP8358H	USEP8229
1996-1998	L4-1.8L	109	JX Sport		USEP8229
1997-1998	L4-1.8L	109	JS Sport		USEP8229
SWIFT					
1989	L4-1.3L	79	GTI		USEP8023
1989	L4-1.3L	79	GLX		USEP8076
1990	L4-1.3L	79	GL		USEP8076
1990	L4-1.3L	79	L		USEP8076
1990	L4-1.3L	79	S		USEP8076
1990-1991	L4-1.3L	79	GT		USEP8023
1990-1991	L4-1.3L	79	GA		USEP8076
1990-1991	L4-1.3L	79	GS		USEP8076
1992-1994	L4-1.3L	79	GT		USEP8023
1992-1994	L4-1.3L	79	GA		USEP8076
1992-1994	L4-1.3L	79	GS		USEP8076
1995-2001	L4-1.3L	79			USEP8229
VITARA					
1999-2001	L4-1.6L	97			USEP8229
1999-2000	L4-2.0L	122			USEP8229
2004	V6-2.5L	151			USEP8229
X-90					
1996-1998	L4-1.6L	97		USEP3975H	USEP8229

Model Years	Engine Liters	Cubic Inches	Application Description	Fuel Pump Assembly	Fuel Pump Kit
TOYOTA					
4RUNNER					
1985-1987	L4-2.4L	146	22REC Desig.; DLX		USEP8023
1985-1987	L4-2.4L	146	22REC Desig.; SR5		USEP8023
1985-1987	L4-2.4L	146	22RTEC Desig.; SR5; Turbocharged		USEP8023
1988	L4-2.4L	146	22REC Desig.; DLX		USEP8023
1988	L4-2.4L	146	22REC Desig.; SR5		USEP8023
1988	L4-2.4L	146	22RTEC Desig.; SR5; Turbocharged		USEP8023
1989	L4-2.4L	146	22REC Desig.; DLX		USEP8023
1989	L4-2.4L	146	22REC Desig.; SR5		USEP8023
1990-1991	L4-2.4L	146	22RE Desig.		USEP8023
1992-1995	L4-2.4L	146	22RE Desig.		USEP8213
1996-1998	L4-2.7L	167	3RZFE Desig.		USEP8213
1999	L4-2.7L	167	3RZFE Desig.		USEP8213
2000	L4-2.7L	167	3RZFE Desig.		USEP8213
1988	V6-3.0L	182	3VZE Desig.; SR5		USEP8023
1989	V6-3.0L	182	3VZE Desig.; DLX		USEP8023
1989	V6-3.0L	182	3VZE Desig.; SR5		USEP8023
1990-1991	V6-3.0L	182	3VZE Desig.		USEP8023
1992-1995	V6-3.0L	182	3VZE Desig.		USEP8213
1996-1997	V6-3.4L	204	5VZFE Desig.; Limited		USEP8213
1996-1998	V6-3.4L	204	5VZFE Desig.; SR5		USEP8213
1999	V6-3.4L	204	5VZFE Desig.		USEP8213
2000	V6-3.4L	204	5VZFE Desig.; SR5		USEP8213
2001-2002	V6-3.4L	204			USEP8213
2003-2004	V6-4.0L	241	1GRFE Desig.		USEP8501
2005-2009	V6-4.0L	241	1GRFE Desig.; Limited		USEP8501
2005-2009	V6-4.0L	241	1GRFE Desig.; Sport		USEP8501
2005-2009	V6-4.0L	241	1GRFE Desig.; SR5		USEP8501
2003-2004	V8-4.7L	285	2UZFE Desig.		USEP8501
2005	V8-4.7L	285	2UZFE Desig.; Limited; To 11/04		USEP8501
2005	V8-4.7L	285	2UZFE Desig.; Sport; To 11/04		USEP8501
2005	V8-4.7L	285	2UZFE Desig.; SR5; To 11/04		USEP8501
2006	V8-4.7L	285	2UZFE Desig.; Sport		USEP8501
AVALON					
1995-1997	V6-3.0L	182	XLS		USEP8213
1995-1997	V6-3.0L	182	XL		USEP8213
1998-1999	V6-3.0L	182			USEP8213
2000	V6-3.0L	182			USEP8404
2001	V6-3.0L	182			USEP8418
2002-2004	V6-3.0L	182	XLS		USEP8213
2002-2004	V6-3.0L	182	XL		USEP8213
2005-2008	V6-3.5L	215	Touring		USEP8213
2005-2009	V6-3.5L	215	Limited		USEP8213
2005-2009	V6-3.5L	215	XL		USEP8213
2005-2009	V6-3.5L	215	XLS		USEP8213
CAMRY					
1985-1986	L4-2.0L	122	2SELC Desig.; DLX		USEP8023
1985-1986	L4-2.0L	122	2SELC Desig.; LE		USEP8023
1987	L4-2.0L	122	DLX		USEP8023
1987	L4-2.0L	122	LE		USEP8023
1988	L4-2.0L	122	3SFE Desig.; DLX All Trac		USEP8023
1988	L4-2.0L	122	3SFE Desig.; DLX		USEP8023
1988	L4-2.0L	122	3SFE Desig.		USEP8023
1988	L4-2.0L	122	3SFE Desig.; LE All Trac		USEP8023
1988	L4-2.0L	122	3SFE Desig.; LE		USEP8023
1989-1991	L4-2.0L	122	3SFE Desig.		USEP8023
1989-1991	L4-2.0L	122	3SFE Desig.; DLX		USEP8023
1989-1991	L4-2.0L	122	3SFE Desig.; DLX All Trac		USEP8023
1989-1991	L4-2.0L	122	3SFE Desig.; LE		USEP8023
1989-1991	L4-2.0L	122	3SFE Desig.; LE All Trac		USEP8023
1992	L4-2.2L	134	5SFE Desig.; DLX; Japan Built		USEP8213
1992	L4-2.2L	134	5SFE Desig.; DLX; USA Built		USEP8213
1992, 1994	L4-2.2L	134	5SFE Desig.; LE; USA Built		USEP8213
1992-1994	L4-2.2L	134	5SFE Desig.; Japan Built		USEP8213
1992-1994	L4-2.2L	134	5SFE Desig.; LE; Japan Built		USEP8213
1992-1994	L4-2.2L	134	5SFE Desig.; USA Built		USEP8213
1993-1994	L4-2.2L	134	5SFE Desig.; DX; Japan Built		USEP8213



FUEL PUMP APPLICATION GUIDE

USMW
Professional Series

Model Years	Engine Liters	Cubic Inches	Application Description	Fuel Pump Assembly	Fuel Pump Kit
1993-1994	L4-2.2L	134	5SFE Desig.; DX; USA Built		USEP8213
1995	L4-2.2L	134	5SFE Desig.		USEP8213
1995	L4-2.2L	134	5SFE Desig.; DX		USEP8213
1995	L4-2.2L	134	5SFE Desig.; LE		USEP8213
1996	L4-2.2L	134	5SFE Desig.		USEP8213
1996	L4-2.2L	134	5SFE Desig.; DX		USEP8213
1996	L4-2.2L	134	5SFE Desig.; LE		USEP8213
1997	L4-2.2L	134	5SFE Desig.; CE; Japan Built		USEP8213
1997	L4-2.2L	134	5SFE Desig.; CE; USA Built		USEP8213
1997	L4-2.2L	134	5SFE Desig.; Japan Built		USEP8213
1997	L4-2.2L	134	5SFE Desig.; LE; Japan Built		USEP8213
1997	L4-2.2L	134	5SFE Desig.; LE; USA Built		USEP8213
1997	L4-2.2L	134	5SFE Desig.; USA Built		USEP8213
1998	L4-2.2L	134	5SFE Desig.; Japan Built		USEP8213
1998	L4-2.2L	134	5SFE Desig.; USA Built		USEP8213
1999	L4-2.2L	134	5SFE Desig.; Japan Built		USEP8213
1999	L4-2.2L	134	5SFE Desig.; USA Built		USEP8213
2000	L4-2.2L	134	5SFE Desig.		USEP8213
2001	L4-2.2L	134	5SFE Desig.; XLE; Japan Built		USEP8213
2001	L4-2.2L	134	5SFE Desig.; XLE; USA Built		USEP8419
2002-2005	L4-2.4L	144	Sold in Mexico		USEP8213
2002-2006	L4-2.4L	146	2AZFE Desig.		USEP8404
1988-1989	V6-2.5L	151	2VZFE Desig.; DLX		USEP8023
1988-1991	V6-2.5L	151	2VZFE Desig.; LE		USEP8023
1992	V6-3.0L	182	3VZFE Desig.; DLX; Japan Built		USEP8213
1992	V6-3.0L	182	3VZFE Desig.; DLX; USA Built		USEP8213
1992-1993	V6-3.0L	182	3VZFE Desig.; Japan Built		USEP8213
1992-1993	V6-3.0L	182	3VZFE Desig.; LE; Japan Built		USEP8213
1992-1993	V6-3.0L	182	3VZFE Desig.; LE; USA Built		USEP8213
1992-1993	V6-3.0L	182	3VZFE Desig.; SE; Japan Built		USEP8213
1992-1993	V6-3.0L	182	3VZFE Desig.; SE; USA Built		USEP8213
1992-1993	V6-3.0L	182	3VZFE Desig.; USA Built		USEP8213
1993	V6-3.0L	182	3VZFE Desig.; DX; Japan Built		USEP8213
1993	V6-3.0L	182	3VZFE Desig.; DX; USA Built		USEP8213
1994	V6-3.0L	182	1MZFE Desig.; Japan Built		USEP8213
1994	V6-3.0L	182	1MZFE Desig.; LE; Japan Built		USEP8213
1994	V6-3.0L	182	1MZFE Desig.; LE; USA Built		USEP8213
1994	V6-3.0L	182	1MZFE Desig.; SE; Japan Built		USEP8213
1994	V6-3.0L	182	1MZFE Desig.; SE; USA Built		USEP8213
1994	V6-3.0L	182	1MZFE Desig.; USA Built		USEP8213
1995	V6-3.0L	182	1MZFE Desig.		USEP8213
1995	V6-3.0L	182	1MZFE Desig.; LE		USEP8213
1995	V6-3.0L	182	1MZFE Desig.; SE		USEP8213
1996	V6-3.0L	182	1MZFE Desig.		USEP8213
1996	V6-3.0L	182	1MZFE Desig.; SE		USEP8213
1997	V6-3.0L	182	1MZFE Desig.; CE; Japan Built		USEP8213
1997	V6-3.0L	182	1MZFE Desig.; CE; USA Built		USEP8213
1997	V6-3.0L	182	1MZFE Desig.; Japan Built		USEP8213
1997	V6-3.0L	182	1MZFE Desig.; LE; Japan Built		USEP8213
1997	V6-3.0L	182	1MZFE Desig.; USA Built		USEP8213
1998	V6-3.0L	182	1MZFE Desig.; Japan Built		USEP8213
1998	V6-3.0L	182	1MZFE Desig.; USA Built		USEP8213
1999	V6-3.0L	182	1MZFE Desig.; Japan Built		USEP8213
1999	V6-3.0L	182	1MZFE Desig.; USA Built		USEP8213
2000	V6-3.0L	182	1MZFE Desig.		USEP8213
2001	V6-3.0L	182	1MZFE Desig.; XLE; Japan Built		USEP8213
2001	V6-3.0L	182	1MZFE Desig.; XLE; USA Built		USEP8419
2002	V6-3.0L	182	1MZFE Desig.		USEP8404
2003	V6-3.0L	182	1MZFE Desig.; 5 Spd.		USEP8213
2003	V6-3.0L	182	1MZFE Desig.; 4 Spd.		USEP8404
2004	V6-3.0L	182	1MZFE Desig.; 5 Spd.; XLE		USEP8213
2004	V6-3.0L	182	1MZFE Desig.; 4 Spd.; XLE		USEP8404
2005-2006	V6-3.0L	182	1MZFE Desig.; LE		USEP8213
2006	V6-3.0L	182	1MZFE Desig.; XLE		USEP8213
2004	V6-3.3L	200	3MZFE Desig.; SE		USEP8213
2005-2006	V6-3.3L	202	3MZFE Desig.; SE		USEP8213
2007-2009	V6-3.5L	215	2GRFE Desig.; LE		USEP8213
2007-2009	V6-3.5L	215	2GRFE Desig.; SE		USEP8213
2007-2009	V6-3.5L	215	2GRFE Desig.; XLE		USEP8213

Model Years	Engine Liters	Cubic Inches	Application Description	Fuel Pump Assembly	Fuel Pump Kit
CELICA					
1990-1993	L4-1.6L	97	4AFE Desig.; ST		USEP8119
1994-1995	L4-1.8L	109	7AFE Desig.; ST		USEP8213
1996-1997	L4-1.8L	109	7AFE Desig.; ST		USEP8213
2000-2005	L4-1.8L	109	1ZZFE Desig.; GT		USEP8213
2000-2005	L4-1.8L	109	2ZZGE Desig.; GTS		USEP8213
1986	L4-2.0L	122	2SELC Desig.; GT		USEP8023
1986	L4-2.0L	122	2SELC Desig.; ST		USEP8023
1986	L4-2.0L	122	3SGELC Desig.; GTS		USEP8023
1987	L4-2.0L	122	3SFE Desig.; GT		USEP8023
1987	L4-2.0L	122	3SFE Desig.; ST		USEP8023
1987	L4-2.0L	122	3SGELC Desig.; GTS		USEP8023
1988-1989	L4-2.0L	122	3SFE Desig.; GT		USEP8023
1988-1989	L4-2.0L	122	3SFE Desig.; ST		USEP8023
1988-1989	L4-2.0L	122	3SGELC Desig.; GTS		USEP8023
1988-1989	L4-2.0L	122	3SGTE Desig.; All Trac; Turbocharged		USEP8023
1990-1992	L4-2.0L	122	3SGTE Desig.; All Trac; Turbocharged		USEP8119
1993	L4-2.0L	122	3SGTE Desig.; GTS All Trac; Turbocharged		USEP8119
1990-1992	L4-2.2L	134	5SFE Desig.; GT		USEP8119
1990-1993	L4-2.2L	134	5SFE Desig.; GTS		USEP8119
1993	L4-2.2L	134	5SFE Desig.; GT		USEP8213
1994-1995	L4-2.2L	134	5SFE Desig.; GT		USEP8213
1996-1997	L4-2.2L	134	5SFE Desig.; GT		USEP8213
1998-1999	L4-2.2L	134			USEP8213
1984	L4-2.4L	146			USEP8023
1985	L4-2.4L	146	22REC Desig.; GT		USEP8023
1985	L4-2.4L	146	22REC Desig.; GTS		USEP8023
1985	L4-2.4L	146	22REC Desig.; ST		USEP8023
1985-1986	L6-2.8L	170	5MGE Desig.; Supra		USEP8023
COROLLA					
1985	L4-1.6L	97	4AGEC Desig.; FI; Sport GTS		USEP8023
1986-1987	L4-1.6L	97	4AGEC Desig.; FI; Sport GTS		USEP8023
1987-1988	L4-1.6L	97	4AGELC Desig.; FI; FX16		USEP8023
1987-1988	L4-1.6L	97	4AGELC Desig.; FI; FX16 GTS		USEP8023
1988-1989	L4-1.6L	97	4AFE Desig.; DLX All Trac; FI		USEP8023
1988-1989	L4-1.6L	97	4AFE Desig.; FI; SR5 All Trac		USEP8023
1988-1989	L4-1.6L	97	4AGE Desig.; FI; GTS		USEP8023
1990	L4-1.6L	97	4AFE Desig.; SR5 All Trac		USEP8119
1990-1991	L4-1.6L	97	4AFE Desig.; SR5		USEP8119
1990-1991	L4-1.6L	97	4AGE Desig.; GTS		USEP8119
1990-1992	L4-1.6L	97	4AFE Desig.;		USEP8119
1990-1992	L4-1.6L	97	4AFE Desig.; DLX		USEP8119
1990-1992	L4-1.6L	97	4AFE Desig.; DLX All Trac		USEP8119
1990-1992	L4-1.6L	97	4AFE Desig.; LE		USEP8119
1993	L4-1.6L	97	4AFE Desig.; Sedan; (Japan Built)		USEP8213
1993	L4-1.6L	97	4AFE Desig.; Sedan; (USA Built)		USEP8213
1994-1995	L4-1.6L	97	4AFE Desig.; ; Japan Built		USEP8213
1994-1995	L4-1.6L	97	4AFE Desig.; ; USA Built		USEP8271
1996-1997	L4-1.6L	97	4AFE Desig.; Japan Built		USEP8213
1996-1997	L4-1.6L	97	4AFE Desig.; USA Built		USEP8271
1997	L4-1.6L	97	4AFE Desig.; DX; Japan Built		USEP8213
1997	L4-1.6L	97	CE		USEP8213
1997	L4-1.6L	97	4AFE Desig.; DX; USA Built		USEP8271
1993-1995	L4-1.8L	109	7AFE Desig.; DX; Sedan; (Japan Built)		USEP8213
1993-1995	L4-1.8L	109	7AFE Desig.; DX; Wagon		USEP8213
1993-1995	L4-1.8L	109	7AFE Desig.; LE; Sedan; (Japan Built)		USEP8213
1993-1995	L4-1.8L	109	7AFE Desig.; LE; Sedan; w/ Automatic Trans.; (USA Built)		USEP8213
1993-1995	L4-1.8L	109	7AFE Desig.; LE; Sedan; w/ Standard Trans.; (USA Built)		USEP8271
1994-1995	L4-1.8L	109	7AFE Desig.; DX; Sedan; (USA Built)		USEP8213
1996-1997	L4-1.8L	109	7AFE Desig.; DX; Japan Built		USEP8213
1996-1997	L4-1.8L	109	7AFE Desig.; DX; USA Built		USEP8213
1997	L4-1.8L	109	7AFE Desig.; LE; Japan Built		USEP8213
1997	L4-1.8L	109	7AFE Desig.; LE; USA Built		USEP8271
1998-2002	L4-1.8L	109			USEP8213
2003-2004	L4-1.8L	109	Sold in Mexico		USEP8213
2003-2004	L4-1.8L	109			USEP8404
2005-2006	L4-1.8L	109	1ZZFE Desig.; CE		USEP8404
2005-2006	L4-1.8L	109	2ZZGE Desig.; XRS		USEP8404
2006	L4-1.8L	109	1ZZFE Desig.; LE		USEP8404



FUEL PUMP APPLICATION GUIDE

USMW
Professional Series

Model Years	Engine Liters	Cubic Inches	Application Description	Fuel Pump Assembly	Fuel Pump Kit
2006	L4-1.8L	109	1ZZFE Desig.; S		USEP8404
COROLLA XLE					
2011-2013	L4-1.8L	110	SOLD IN MEXICO; EFI DOHC		USEP12083
COROLLA XRS					
2011-2013	L4-2.4L	146	SOLD IN MEXICO; EFI DOHC		USEP12083
CRESSIDA					
1985	L6-2.8L	170	Sedan		USEP8023
1985	L6-2.8L	170	Wagon		USEP8023
1986-1988	L6-2.8L	170			USEP8023
1989-1992	L6-3.0L	182	Luxury		USEP8023
ECHO					
2000-2005	L4-1.5L	91			USEP8213
HIGHLANDER					
2001-2003	L4-2.4L	146	2AZFE Desig.		USEP8404
2004-2005	L4-2.4L	146	2AZFE Desig.;		USEP8571
2006-2007	L4-2.4L	146	2AZFE Desig.		USEP8571
2001-2003	V6-3.0L	182	1MZFE Desig.		USEP8404
2004	V6-3.3L	200	3MZFE Desig.		USEP8516
2005	V6-3.3L	202	3MZFE Desig.		USEP8516
2006-2007	V6-3.3L	202	3MZFE Desig.; ELECTRIC/Hybrid		USEP8404
2006-2007	V6-3.3L	202	3MZFE Desig.; ELECTRIC/Hybrid Limited		USEP8404
2006-2007	V6-3.3L	202	3MZFE Desig.; Limited		USEP8516
2006-2007	V6-3.3L	202	3MZFE Desig.; Sport		USEP8516
2007	V6-3.3L	202	3MZFE Desig.		USEP8516
LAND CRUISER					
1988-1989	L6-4.0L	242			USEP8023
1990	L6-4.0L	242			USEP8023
1991-1992	L6-4.0L	242			USEP8023
1993-1997	L6-4.5L	273			USEP8240
1999-2007	V8-4.7L	285			USEP8240
MATRIX					
2003-2004	L4-1.8L	109	Sold in Mexico		USEP8213
2003-2004	L4-1.8L	109	1ZZFE Desig.		USEP8404
2003-2006	L4-1.8L	109	2ZZGE Desig.; XRS		USEP8404
2005-2006	L4-1.8L	109	1ZZFE Desig.; AWD		USEP8404
2005-2006	L4-1.8L	109	1ZZFE Desig.; FWD		USEP8404
2007	L4-1.8L	109	XR		USEP8404
2007	L4-1.8L	109			USEP8404
MR2					
1985-1987	L4-1.6L	97			USEP8023
1988-1989	L4-1.6L	97	4AGELC Desig.; GT		USEP8023
1988-1989	L4-1.6L	97	4AGZE Desig.; Super Charged; Supercharged		USEP8023
1991-1994	L4-2.0L	122	3SGTE Desig.; Turbo; Turbocharged		USEP8119
1991-1995	L4-2.2L	134	5SFE Desig.		USEP8023
MR2 SPYDER					
2000-2005	L4-1.8L	109			USEP8419
PASEO					
1992-1998	L4-1.5L	91			USEP8213
PICKUP					
1985-1987	L4-2.4L	146	22REC Desig.; FI		USEP8023
1985-1987	L4-2.4L	146	22REC Desig.; FI; SR5		USEP8023
1985-1987	L4-2.4L	146	22RTEC Desig.; FI; SR5 Turbo; Turbocharged		USEP8023
1986-1987	L4-2.4L	146	22RTEC Desig.; Turbo; FI; Turbocharged		USEP8023
1987	L4-2.4L	146	22REC Desig.; DLX; FI		USEP8023
1988	L4-2.4L	146	22REC Desig.; DLX; FI		USEP8023
1988	L4-2.4L	146	22REC Desig.; FI		USEP8023
1988	L4-2.4L	146	22REC Desig.; FI; SR5		USEP8023
1988	L4-2.4L	146	22RTEC Desig.; FI; SR5 Turbo; Turbocharged		USEP8023
1989-1990	L4-2.4L	146	22RE Desig.; DLX; FI		USEP8023
1989-1990	L4-2.4L	146	22RE Desig.; FI		USEP8023
1989-1990	L4-2.4L	146	22RE Desig.; FI; SR5		USEP8023
1991	L4-2.4L	146	22RE Desig.		USEP8023
1991	L4-2.4L	146	22RE Desig.; DLX		USEP8023
1992-1993	L4-2.4L	146	22RE Desig.; SR5		USEP8213
1992-1995	L4-2.4L	146	22RE Desig.; DLX		USEP8213
1994-1995	L4-2.4L	146	22RE Desig.		USEP8213
1988	V6-3.0L	182	3VZE Desig.; DLX; FI		USEP8023
1988	V6-3.0L	182	3VZE Desig.; FI		USEP8023

Model Years	Engine Liters	Cubic Inches	Application Description	Fuel Pump Assembly	Fuel Pump Kit
1988	V6-3.0L	182	3VZE Desig.; FI; SR5		USEP8023
1988	V6-3.0L	182			USEP8023
1989-1990	V6-3.0L	182	3VZE Desig.; DLX; FI		USEP8023
1989-1990	V6-3.0L	182	3VZE Desig.; FI		USEP8023
1989-1990	V6-3.0L	182	3VZE Desig.; FI; SR5		USEP8023
1991	V6-3.0L	182	3VZE Desig.		USEP8023
1991	V6-3.0L	182	3VZE Desig.; DLX		USEP8023
1991	V6-3.0L	182	3VZE Desig.; SR5		USEP8023
1992-1995	V6-3.0L	182	3VZE Desig.; DLX		USEP8213
1992-1995	V6-3.0L	182	3VZE Desig.; SR5		USEP8213
PREVIA					
1991-1993	L4-2.4L	146	DX		USEP8023
1991-1993	L4-2.4L	146	LE		USEP8023
1994	L4-2.4L	146	2TZFE Desig.; DX; To 01/94		USEP8023
1994	L4-2.4L	146	2TZFE Desig.; DX; From 01/94		USEP8213
1994-1995	L4-2.4L	146	2TZFE Desig.; LE; Supercharged		USEP8240
1995	L4-2.4L	146	2TZFE Desig.; DX		USEP8213
1995	L4-2.4L	146	2TZFE Desig.; LE		USEP8213
1996-1997	L4-2.4L	146	DX		USEP8240
1996-1997	L4-2.4L	146	LE		USEP8240
RAV4					
1996-1997	L4-2.0L	122			USEP8213
1998	L4-2.0L	122	3SFE Desig.; FI		USEP8213
1999-2000	L4-2.0L	122	3SFE Desig.; FI		USEP8213
2001-2003	L4-2.0L	122	1AZFE Desig.; FI		USEP8419
2004-2005	L4-2.4L	146			USEP8419
2006-2007	L4-2.4L	146	Electronic; FI; Front		USEP12083
2006-2007	L4-2.4L	146	Electronic; FI; Front; Limited		USEP12083
2006-2007	L4-2.4L	146	Electronic; FI; Front; Sport		USEP12083
SEQUOIA					
2001-2002	V8-4.7L	285			USEP8240
2003	V8-4.7L	285	To 08/02		USEP8240
2003	V8-4.7L	285	From 08/02		USEP8505
2004	V8-4.7L	285			USEP8505
2006-2007	V8-4.7L	285	Limited	USEP8694M	
2006-2007	V8-4.7L	285	SR5	USEP8694M	
SIENNA					
1998-2000	V6-3.0L	182			USEP8213
2001-2003	V6-3.0L	182			USEP8418
2003	V6-3.0L	183			USEP8418
2004	V6-3.3L	202			USEP8513
2005	V6-3.3L	202	XLE Limited		USEP8513
2005-2006	V6-3.3L	202	CE		USEP8513
2005-2006	V6-3.3L	202	LE		USEP8513
2005-2006	V6-3.3L	202	XLE		USEP8513
2006	V6-3.3L	202	Limited		USEP8513
SOLARA					
1999	L4-2.2L	134	5SFE Desig.; SE		USEP8419
2000-2001	L4-2.2L	134	5SFE Desig.		USEP8419
2002-2006	L4-2.4L	146	2AZFE Desig.; SE		USEP8404
2004	L4-2.4L	146	2AZFE Desig.		USEP8404
2005-2006	L4-2.4L	146	2AZFE Desig.; SLE		USEP8404
2006	L4-2.4L	146	2AZFE Desig.; SE Sport		USEP8404
1999	V6-3.0L	182	1MZFE Desig.; SLE		USEP8419
2000-2003	V6-3.0L	182	1MZFE Desig.		USEP8419
2004	V6-3.3L	200	3MZFE Desig.		USEP8213
2005-2008	V6-3.3L	202	3MZFE Desig.; SE		USEP8213
2005-2008	V6-3.3L	202	3MZFE Desig.; SLE		USEP8213
2006	V6-3.3L	202	3MZFE Desig.; SE Sport		USEP8213
2007-2008	V6-3.3L	202	3MZFE Desig.; Sport		USEP8213
SUPRA					
1986-1987	L6-3.0L	182			USEP8023
1987-1988	L6-3.0L	182	7MGE Desig.		USEP8119
1988-1990	L6-3.0L	182	7MGTE Desig.; Turbo; Turbocharged		USEP8119
1989-1991	L6-3.0L	182	7MGE Desig.		USEP8023
1991	L6-3.0L	182	7MGTE Desig.; Turbocharged		USEP8119
1993-1995	L6-3.0L	182	2JZGTE Desig.; Turbocharged; Twin Turbo		USEP8255
1994-1995	L6-3.0L	182	2JZGE Desig.		USEP8254
1996-1997	L6-3.0L	182	2JZGE Desig.		USEP8254



FUEL PUMP APPLICATION GUIDE

USMW
Professional Series

Model Years	Engine Liters	Cubic Inches	Application Description	Fuel Pump Assembly	Fuel Pump Kit
1996-1998	L6-3.0L	182	2JZGTE Desig.; Turbocharged; Twin Turbo		USEP8255
1998	L6-3.0L	182	2JZGE Desig.		USEP8240
T100					
1994-1995	L4-2.7L	167	3RZFE Desig.		USEP8213
1996-1997	L4-2.7L	167	3RZFE Desig.		USEP8213
1998	L4-2.7L	167	3RZFE Desig.		USEP8213
1993	V6-3.0L	182	One-Ton		USEP8213
1993	V6-3.0L	182	SR5		USEP8213
1993	V6-3.0L	182			USEP8213
1994	V6-3.0L	182	3VZE Desig.; SR5		USEP8213
1995	V6-3.4L	204	5VZFE Desig.		USEP8213
1995	V6-3.4L	204	5VZFE Desig.; One-Ton DLX		USEP8213
1995	V6-3.4L	204	5VZFE Desig.; SR5		USEP8213
1996-1997	V6-3.4L	204	5VZFE Desig.; SR5		USEP8213
1997	V6-3.4L	204	5VZFE Desig.; DLX		USEP8213
1998	V6-3.4L	204	5VZFE Desig.		USEP8213
TACOMA					
1995	L4-2.4L	146	2RZFE Desig.; DLX		USEP8213
1996-1997	L4-2.4L	146	2RZFE Desig.; DLX		USEP8213
1998	L4-2.4L	146	2RZFE Desig.; Pre Runner		USEP8213
1999-2000	L4-2.4L	146	2RZFE Desig.		USEP8213
2001-2002	L4-2.4L	146	DLX		USEP8213
2001-2002	L4-2.4L	146	Pre Runner		USEP8213
2004	L4-2.4L	146			USEP8213
2004	L4-2.7L	167	Pre Runner		USEP8213
1995	L4-2.7L	167	3RZFE Desig.; DLX		USEP8213
1996-1997	L4-2.7L	167	3RZFE Desig.; DLX		USEP8213
1998	L4-2.7L	167	3RZFE Desig.; Pre Runner		USEP8213
1999-2000	L4-2.7L	167	3RZFE Desig.		USEP8213
2001-2002	L4-2.7L	167	DLX		USEP8213
2004	L4-2.7L	167			USEP8213
2005,2009	L4-2.7L	167	2TRFE Desig.;	USEP8756M	
2005,2009	L4-2.7L	167	2TRFE Desig.; Pre Runner	USEP8756M	
2004	V6-3.4L	204	Pre Runner		USEP8213
2004	V6-3.4L	204	S-Runner		USEP8213
1995	V6-3.4L	204	5VZFE Desig.; DLX		USEP8213
1995	V6-3.4L	204	5VZFE Desig.; SR5		USEP8213
1996	V6-3.4L	204	5VZFE Desig.; DLX		USEP8213
1996-1997	V6-3.4L	204	5VZFE Desig.; SR5		USEP8213
1997	V6-3.4L	204	4WD; 5VZFE Desig.; DLX		USEP8213
1997	V6-3.4L	204	5VZFE Desig.; DLX; RWD		USEP8213
1998	V6-3.4L	204	4WD; 5VZFE Desig.		USEP8213
1998	V6-3.4L	204	5VZFE Desig.; RWD		USEP8213
1999-2000	V6-3.4L	204	5VZFE Desig.		USEP8213
2001-2002	V6-3.4L	204	DLX		USEP8213
2004	V6-3.4L	204			USEP8213
2005-2009	V6-4.0L	241	1GRFE Desig.;	USEP8757M	
2005-2009	V6-4.0L	241	1GRFE Desig.; Pre Runner	USEP8757M	
2005-2009	V6-4.0L	241	1GRFE Desig.; X-Runner	USEP8757M	
TERCEL					
1990	L4-1.5L	91	3EE Desig.; DX; FI		USEP8213
1990	L4-1.5L	91	3EE Desig.; EZ; FI		USEP8213
1991-1993	L4-1.5L	91	3EE Desig.; LE		USEP8213
1991-1994	L4-1.5L	91	3EE Desig.; DLX		USEP8213
1991-1994	L4-1.5L	91	3EE Desig.; STD		USEP8213
1995-1996	L4-1.5L	91	DX		USEP8213
1995-1996	L4-1.5L	91	STD		USEP8213
1997-1998	L4-1.5L	91			USEP8213
TUNDRA					
2000-2004	V6-3.4L	204	5VZFE Desig.; SR5		USEP8404
2005	V6-4.0L	241	1GRFE Desig.;	USEP8694M	
2005	V6-4.0L	241	1GRFE Desig.; SR5	USEP8694M	
2000-2002	V8-4.7L	285	2UZFE Desig.; SR5		USEP8240
2003-2004	V8-4.7L	285	2UZFE Desig.; SR5		USEP8505
2005	V8-4.7L	285	2UZFE Desig.;	USEP8694M	
2005	V8-4.7L	285	2UZFE Desig.; Limited	USEP8694M	
2005	V8-4.7L	285	2UZFE Desig.; SR5	USEP8694M	
VAN					
1985	L4-2.0L	122	Wagon Crg		USEP8023

Model Years	Engine Liters	Cubic Inches	Application Description	Fuel Pump Assembly	Fuel Pump Kit
1985	L4-2.0L	122	Wagon DX		USEP8023
1985	L4-2.0L	122	Wagon LE		USEP8023
1986	L4-2.2L	134	Wagon Crg		USEP8023
1986-1987	L4-2.2L	134	Wagon LE		USEP8023
1986-1988	L4-2.2L	134	Wagon DX		USEP8023
1987-1989	L4-2.2L	134	4WD; Wagon Crg		USEP8023
1987-1989	L4-2.2L	134	RWD; Wagon Crg		USEP8023
1988-1989	L4-2.2L	134	4WD; Wagon LE		USEP8023
1988-1989	L4-2.2L	134	RWD; Wagon LE		USEP8023
1989	L4-2.2L	134	4WD; Wagon DX		USEP8023
1989	L4-2.2L	134	RWD; Wagon DX		USEP8023
YARIS					
2004-2006	L4-1.3L	79	SOLD IN MEXICO; FI DOHC		USEP12083
2006	L4-1.5L	91	SOLD IN MEXICO; EFI DOHC		USEP12083
2007-2009	L4-1.5L	91	S		USEP12083
2007-2009	L4-1.5L	91			USEP12083
YARIS CORE					
2011	L4-1.5L	91	SOLD IN MEXICO; EFI DOHC		USEP12083
YARIS PREMIUM					
2011-2014	L4-1.5L	91	SOLD IN MEXICO; EFI DOHC		USEP12083
TOYOTA TRUCK					
HIACE					
2006-2009	L4-2.7L	164	SOLD IN MEXICO; FI DOHC		USEP12083
VOLKSWAGEN					
ATLANTIC					
1985-1987	L4-1.8L	110	SOLD IN MEXICO; 1BL		USEP8016S
BEETLE					
1999-2000	L4-1.8L	109	APH Desig.; Turbocharged	USEP12050M	
2001	L4-1.8L	109	APH Desig.; GLX; Turbocharged	USEP12050M	
2001,2003	L4-1.8L	109	AWW Desig.; GLX; Turbocharged	USEP12050M	
2002	L4-1.8L	109	AWW Desig.; Sport; Turbocharged	USEP12050M	
2002-2004	L4-1.8L	109	AWP Desig.; Turbo S; Turbocharged	USEP12050M	
2004-2005	L4-1.8L	109			USEP12024
2005	L4-1.8L	109	BKF Desig.; GLS; Turbocharged; Exc.Fuel Tank Protective Coating	USEP12050M	
1998	L4-2.0L	121	AEG Desig.	USEP12050M	
1999	L4-2.0L	121	Sold in Mexico		USEP12024
1999-2000	L4-2.0L	121	AEG Desig.	USEP12050M	
1999-2003	L4-2.0L	121	Sold in Mexico		USEP12024
2001	L4-2.0L	121	AEG Desig.; GL	USEP12050M	
2001	L4-2.0L	121	AZG Desig.; GLS	USEP12050M	
2001,2003	L4-2.0L	121	AVH Desig.; GLS	USEP12050M	
2002	L4-2.0L	121	AVH Desig.; Sport	USEP12050M	
2002	L4-2.0L	121	AZG Desig.; Sport	USEP12050M	
2003	L4-2.0L	121	BDC Desig.; GLS	USEP12050M	
2004	L4-2.0L	121	BEV Desig.; GLS	USEP12050M	
2004	L4-2.0L	121	BGD Desig.; GLS	USEP12050M	
2004-2006	L4-2.0L	121			USEP12024
2004-2009	L4-2.0L	121			USEP12024
2005	L4-2.0L	121	BGD Desig.; GL	USEP12050M	
2006-2008	L4-2.0L	121	SOLD IN MEXICO; SFI	USEP12050M	USEP12024
2006	L5-2.5L	151	2.5; BPR Desig.; Plastic Fuel Tank (Exc.Fuel Tank Protective Coating)	USEP12050M	
2006	L5-2.5L	151	2.5; BPS Desig.; Plastic Fuel Tank (Exc.Fuel Tank Protective Coating)	USEP12050M	
2006-2009	L5-2.5L	151			USEP12024
2007	L5-2.5L	151	BPR Desig.; Plastic Fuel Tank (Exc.Fuel Tank Protective Coating)	USEP12050M	
2007	L5-2.5L	151	BPS Desig.; Plastic Fuel Tank (Exc.Fuel Tank Protective Coating)	USEP12050M	
2008	L5-2.5L	151	BPR Desig.; S; Plastic Fuel Tank (Exc.Fuel Tank Protective Coating)	USEP12050M	
2008	L5-2.5L	151	BPR Desig.; SE; Plastic Fuel Tank (Exc.Fuel Tank Protective Coating)	USEP12050M	
2008	L5-2.5L	151	BPS Desig.; S; Plastic Fuel Tank (Exc.Fuel Tank Protective Coating)	USEP12050M	
2008	L5-2.5L	151	BPS Desig.; SE; Plastic Fuel Tank (Exc.Fuel Tank Protective Coating)	USEP12050M	
2009	L5-2.5L	151	BPR Desig.; ; Plastic Fuel Tank (Exc.Fuel Tank Protective Coating)	USEP12050M	
2009	L5-2.5L	151	BPS Desig.; ; Plastic Fuel Tank (Exc.Fuel Tank Protective Coating)	USEP12050M	
BORA					
2006	L4-2.0L	121	SOLD IN MEXICO; SFI Turbo	USEP8833M	
2005-2009	L5-2.5L	151	SOLD IN MEXICO; FI DOHC	USEP8833M	
BORA STYLE					
2010	L5-2.5L	151	SOLD IN MEXICO; FI DOHC	USEP8833M	



FUEL PUMP APPLICATION GUIDE

USMW
Professional Series

Model Years	Engine Liters	Cubic Inches	Application Description	Fuel Pump Assembly	Fuel Pump Kit
BORA WOLFSBURG					
2010	L5-2.5L	151	SOLD IN MEXICO; FI DOHC	USEP8833M	
CABRIO					
1995	L4-2.0L	121		USEP8244M	USEP12024
1997	L4-2.0L	121	High Line	USEP8366M	USEP8244
1997	L4-2.0L	121		USEP8366M	USEP8244
1998-2002	L4-2.0L	121		USEP8366M	USEP8244
CABRIOLET					
1985-1989	L4-1.8L	109	External Pump		USEP8305
1985-1990	L4-1.8L	109			USEP8200
1990	L4-1.8L	109	External Pump		USEP8202
1991	L4-1.8L	109	Etienne Aigner		USEP8200
1991	L4-1.8L	109	Etienne Aigner; External Pump		USEP8202
1991,1993	L4-1.8L	109			USEP8200
1991,1993	L4-1.8L	109	External Pump		USEP8202
1991-1992	L4-1.8L	109	Carat		USEP8200
1991-1992	L4-1.8L	109	Carat; External Pump		USEP8202
1992-1993	L4-1.8L	109	Classic		USEP8200
1992-1993	L4-1.8L	109	Classic; External Pump		USEP8202
CARIBE					
1984-1987	L4-1.8L	110	SOLD IN MEXICO; 1BL		USEP8200
CORRADO					
1990	L4-1.8L	109	External Pump		USEP8030
1990	L4-1.8L	109		USEP8394M	
1991	L4-1.8L	109		USEP8394M	
1992	L4-1.8L	109	G60; PG Desig.; Supercharged	USEP8394M	
1992	V6-2.8L	170	AAA Desig.; SLC	USEP8394M	
1993	V6-2.8L	170	SLC	USEP8394M	
1994	V6-2.8L	170	SLC	USEP8394M	
CORSAR					
1988	L4-1.8L	110	SOLD IN MEXICO; 2BL		USEP8016S
1984-1987	L4-1.8L	110	SOLD IN MEXICO; 1BL		USEP8016S
DERBY					
2007	L4-1.8L	109	SOLD IN MEXICO; MFI	USEP12050M	
1994-1999	L4-1.8L	110	SOLD IN MEXICO; FI	USEP8244M	USEP8244
2000-2009	L4-1.8L	108	SOLD IN MEXICO; With VDO pump; FI	USEP12050M	USEP12024
EOS					
2007	L4-2.0L	121	BPY Desig.; Turbocharged	USEP8833M	
2007	V6-3.2L	195	3.2; BUB Desig.	USEP8833M	
EUROVAN					
1993	L5-2.5L	150	AAF Desig.; CL	USEP8245M	
1993	L5-2.5L	150	AAF Desig.; GL	USEP8245M	
1993	L5-2.5L	150	AAF Desig.; MV	USEP8245M	
1995	L5-2.5L	150		USEP8244M	USEP12024
1997	V6-2.8L	170		USEP8244M	USEP12024
1999-2000	V6-2.8L	170			USEP12024
2001	V6-2.8L	170	AXK Desig.	USEP8244M	USEP12024
2002-2003	V6-2.8L	170		USEP8244M	USEP12024
FOX					
1990	L4-1.8L	109			USEP8200
1987	L4-1.8L	109	GL; JN Desig.		USEP8200
1987	L4-1.8L	109	GL; UM Desig.		USEP8200
1987	L4-1.8L	109	JN Desig.		USEP8200
1987	L4-1.8L	109	GL; JN Desig.; External Pump		USEP8307
1987	L4-1.8L	109	GL; UM Desig.; External Pump		USEP8307
1987	L4-1.8L	109	JN Desig.; External Pump		USEP8307
1987	L4-1.8L	109	UM Desig.; External Pump		USEP8307
1988-1989	L4-1.8L	109	GL		USEP8200
1988-1989	L4-1.8L	109			USEP8200
1988-1989	L4-1.8L	109	External Pump		USEP8307
1988-1989	L4-1.8L	109	GL; External Pump		USEP8307
1989	L4-1.8L	109	GL Sport		USEP8200
1989	L4-1.8L	109	GL Sport; External Pump		USEP8307
1990	L4-1.8L	109	GL Sport		USEP8200
1990	L4-1.8L	109	External Pump		USEP8307
1990	L4-1.8L	109	GL Sport; External Pump		USEP8307
1990	L4-1.8L	109	GL; External Pump		USEP8307
1991	L4-1.8L	109	GLd		USEP8200

Model Years	Engine Liters	Cubic Inches	Application Description	Fuel Pump Assembly	Fuel Pump Kit
1991	L4-1.8L	109	GL; To 10/90		USEP8200
1991	L4-1.8L	109	To 10/90		USEP8200
1991	L4-1.8L	109	External Pump; From 11/90		USEP8202
1991	L4-1.8L	109	GL; External Pump; From 11/90		USEP8202
1991	L4-1.8L	109	External Pump; To 10/90		USEP8307
1991	L4-1.8L	109	GL; External Pump; To 10/90		USEP8307
1992-1993	L4-1.8L	109			USEP8200
1992-1993	L4-1.8L	109	External Pump		USEP8202
1992-1993	L4-1.8L	109	GL; External Pump		USEP8202
GLI					
2007	L4-2.0L	121	SOLD IN MEXICO; SFI Turbo		USEP12024
GOL COMFORTLINE					
2011	L4-1.6L	98	SOLD IN MEXICO; MFI SOHC		USEP12024
GOLF					
1987	L4-1.7L	104	SOLD IN MEXICO; 1BL		USEP8016S
1985	L4-1.8L	109	GTI; HT Desig.; EXTERNAL PUMP (50mm)		USEP8343
1985	L4-1.8L	109	GTI; RD Desig.; EXTERNAL PUMP (50mm)		USEP8343
1985	L4-1.8L	109	GX Desig.; EXTERNAL PUMP (50mm)		USEP8343
1985	L4-1.8L	109	GTI; HT Desig.; External Pump(60mm)		USEP8428
1985	L4-1.8L	109	GTI; RD Desig.; External Pump(60mm)		USEP8428
1985	L4-1.8L	109	GX Desig.; External Pump(60mm)		USEP8428
1985-1986	L4-1.8L	109	GTI; HT Desig.		USEP8200
1985-1986	L4-1.8L	109	GX Desig.		USEP8200
1985-1987	L4-1.8L	109	GTI; RD Desig.		USEP8200
1986	L4-1.8L	109	GTI; HT Desig.; EXTERNAL PUMP (50mm)		USEP8343
1986	L4-1.8L	109	GTI; RD Desig.; EXTERNAL PUMP (50mm)		USEP8343
1986	L4-1.8L	109	GX Desig.; EXTERNAL PUMP (50mm)		USEP8343
1986	L4-1.8L	109	GTI; HT Desig.; External Pump(60mm)		USEP8428
1986	L4-1.8L	109	GTI; RD Desig.; External Pump(60mm)		USEP8428
1986	L4-1.8L	109	GX Desig.; External Pump(60mm)		USEP8428
1987	L4-1.8L	109	GL; GX Desig.		USEP8200
1987	L4-1.8L	109	GT; RD Desig.		USEP8200
1987-1989	L4-1.8L	109	GTI 16-Valve; PL Desig.		USEP8200
1987-1991	L4-1.8L	110	SOLD IN MEXICO; 1BL		USEP8030
1988	L4-1.8L	109	GT; PF Desig.		USEP8200
1988,1990	L4-1.8L	109	GL; RV Desig.; External Pump		USEP8030
1988-1989	L4-1.8L	109	RV Desig.; External Pump		USEP8030
1988-1989	L4-1.8L	109	PF Desig.		USEP8200
1988-1989	L4-1.8L	109	RV Desig.		USEP8200
1988-1992	L4-1.8L	109	GL; PF Desig.		USEP8200
1988-1992	L4-1.8L	109	GL; RV Desig.		USEP8200
1989	L4-1.8L	109	GL; PF Desig.; External Pump		USEP8030
1989	L4-1.8L	109	RV Desig.; External Pump		USEP8030
1989	L4-1.8L	109	GL; PF Desig.		USEP8200
1989	L4-1.8L	109	GL; RV Desig.		USEP8200
1989	L4-1.8L	109	PF Desig.		USEP8200
1989	L4-1.8L	109	RV Desig.		USEP8200
1990	L4-1.8L	109	GL; RV Desig.; External Pump		USEP8030
1990,1992	L4-1.8L	109	GTI 8-Valve; PF Desig.; External Pump		USEP8030
1990-1992	L4-1.8L	109	GL; PF Desig.		USEP8200
1990-1992	L4-1.8L	109	GL; RV Desig.		USEP8200
1990-1992	L4-1.8L	109	GTI 8-Valve; PF Desig.		USEP8200
1990-1992	L4-1.8L	109	GTI 8-Valve; RV Desig.		USEP8200
1992-1999	L4-1.8L	110	SOLD IN MEXICO; With VDO pump; 2BL		USEP8244
1993-1999	L4-1.8L	110	SOLD IN MEXICO; With VDO pump; FI	USEP8244M	
2000	L4-1.8L	109	AWD Desig.; GTI GLS; Turbocharged	USEP12050M	
2000-2001	L4-1.8L	109	AWD Desig.; GLS; Turbocharged; Brazil Built Vehicle	USEP12050M	
2000-2001	L4-1.8L	109	AWD Desig.; GLS; Turbocharged; Germany Built Vehicle	USEP12050M	
2001	L4-1.8L	109	AWD Desig.; GTI GLS; Turbocharged; Brazil Built Vehicle	USEP12050M	
2001	L4-1.8L	109	AWD Desig.; GTI GLS; Turbocharged; Germany Built Vehicle	USEP12050M	
2001	L4-1.8L	109	AWW Desig.; GLS; Turbocharged; Brazil Built Vehicle	USEP12050M	
2001	L4-1.8L	109	AWW Desig.; GLS; Turbocharged; Germany Built Vehicle	USEP12050M	
2001	L4-1.8L	109	AWW Desig.; GTI GLS; Turbocharged; Brazil Built Vehicle	USEP12050M	
2001	L4-1.8L	109	AWW Desig.; GTI GLS; Turbocharged; Germany Built Vehicle	USEP12050M	
2002-2003	L4-1.8L	109		USEP12050M	
2004-2005	L4-1.8L	109	AWP Desig.; GTI 1.8T; Turbocharged	USEP12050M	
2006	L4-1.8L	109	AWP Desig.; GTI 1.8T; Turbocharged	USEP8833M	
2007	L4-2.0L	121	SOLD IN MEXICO; SFI	USEP8244M	USEP12024
1990-1992	L4-2.0L	121	9A Desig.; GTI 16-Valve		USEP8200

APPLICATIONS



FUEL PUMP APPLICATION GUIDE

USMW
Professional Series

Model Years	Engine Liters	Cubic Inches	Application Description	Fuel Pump Assembly	Fuel Pump Kit
1990-1992	L4-2.0L	121	9A Desig.; GTI 16-Valve; EXTERNAL PUMP (50mm)		USEP8343
1990-1992	L4-2.0L	121	9A Desig.; GTI 16-Valve; External Pump(60mm)		USEP8428
1993	L4-2.0L	121	ABA Desig.; GL	USEP8366M	USEP8244
1993	L4-2.0L	121	ABA Desig.; GTI	USEP8366M	USEP8244
1994	L4-2.0L	121	ABA Desig.; GL	USEP8366M	USEP8244
1994	L4-2.0L	121	ABA Desig.; GTI	USEP8366M	USEP8244
1995	L4-2.0L	121	ABA Desig.; Celebration Edition	USEP8366M	USEP8244
1995	L4-2.0L	121	ABA Desig.; City	USEP8366M	USEP8244
1995	L4-2.0L	121	ABA Desig.; GL	USEP8366M	USEP8244
1995	L4-2.0L	121	ABA Desig.; Sport	USEP8366M	USEP8244
1995-1997	L4-2.0L	121	Sold in Mexico; Golf III	USEP12013M	USEP8244
1996-1998	L4-2.0L	121	ABA Desig.; GTI	USEP8366M	USEP8244
1997	L4-2.0L	121	ABA Desig.; Jazz	USEP8366M	USEP8244
1997	L4-2.0L	121	ABA Desig.; K2	USEP8366M	USEP8244
1997	L4-2.0L	121	ABA Desig.; Trek	USEP8366M	USEP8244
1997-1998	L4-2.0L	121	ABA Desig.; K2	USEP8366M	USEP8244
1998	L4-2.0L	121	K2	USEP8366M	USEP8244
1999	L4-2.0L	121	ABA Desig.; GL	USEP8366M	USEP8244
1999	L4-2.0L	121	ABA Desig.; GTI; Mexico Built Vehicle	USEP8366M	USEP8244
1999	L4-2.0L	121	ABA Desig.; GTI; Germany Built Vehicle	USEP12050M	
1999	L4-2.0L	121	AEG Desig.; GLS	USEP12050M	
1999	L4-2.0L	121	AEG Desig.; GTI	USEP12050M	
1999-2000	L4-2.0L	121	AEG Desig.; GL	USEP12050M	
2000	L4-2.0L	121	AEG Desig.; GTI GLS	USEP12050M	
2001	L4-2.0L	121	AEG Desig.; GLS; Brazil Built Vehicle	USEP12050M	
2001	L4-2.0L	121	AEG Desig.; GLS; Germany Built Vehicle	USEP12050M	
2004	L4-2.0L	121		USEP12050M	
2005-2006	L4-2.0L	121	BEV Desig.; GLS	USEP12050M	
2006	L4-2.0L	121	BEV Desig.; GL	USEP12050M	
1995	V6-2.8L	170	AAA Desig.; GTI VR6	USEP8366M	USEP8244
1996-1998	V6-2.8L	170	AAA Desig.; GTI VR6	USEP8366M	USEP8244
1999	V6-2.8L	170	AFP Desig.; GTI	USEP12050M	
2000	V6-2.8L	170	AFP Desig.; GTI GLX	USEP12050M	
2001	V6-2.8L	170	AFP Desig.; GTI GLX; Brazil Built Vehicle	USEP12050M	
2001	V6-2.8L	170	AFP Desig.; GTI GLX; Germany Built Vehicle	USEP12050M	
2002	V6-2.8L	170		USEP12050M	
2002-2003	V6-2.8L	170		USEP12050M	
2004	V6-2.8L	170	BDF Desig.; GTI VR6	USEP12050M	
2004	V6-3.2L	195	BJS Desig.; R32	USEP12050M	
GOLF GTI					
2001	L4-2.0L	121	SOLD IN MEXICO; SFI	USEP8366M	
2002-2003	L4-2.0L	121	SOLD IN MEXICO; FI SOHC	USEP12050M	USEP12024
GTI					
2006-2007	L4-2.0L	121		USEP8833M	
2008	L4-2.0L	121	BPY Desig.	USEP8833M	
2008-2009	L4-2.0L	121	CBFA Desig.	USEP8833M	
2008-2009	L4-2.0L	121	CCTA Desig.	USEP8833M	
JETTA					
1992	L4-1.8L	110	SOLD IN MEXICO; 2BL		USEP8030
2009	L4-1.8L	109	SOLD IN MEXICO; Turbo	USEP12050M	USEP12024
1985	L4-1.8L	109	GLI; HT Desig.		USEP8200
1985	L4-1.8L	109	GLI; HT Desig.; EXTERNAL PUMP (50mm)		USEP8343
1985	L4-1.8L	109	GLI; HT Desig.; External Pump(60mm)		USEP8428
1985-1986	L4-1.8L	109	GX Desig.		USEP8200
1985-1986	L4-1.8L	109	GX Desig.; EXTERNAL PUMP (50mm)		USEP8343
1985-1986	L4-1.8L	109	GX Desig.; External Pump(60mm)		USEP8428
1986-1987	L4-1.8L	109	GL; GX Desig.		USEP8200
1986-1987	L4-1.8L	109	GLI; RD Desig.		USEP8200
1986-1987	L4-1.8L	109	GL; GX Desig.; EXTERNAL PUMP (50mm)		USEP8343
1986-1987	L4-1.8L	109	GLI; RD Desig.; EXTERNAL PUMP (50mm)		USEP8343
1986-1987	L4-1.8L	109	GL; GX Desig.; External Pump(60mm)		USEP8428
1986-1987	L4-1.8L	109	GLI; RD Desig.; External Pump(60mm)		USEP8428
1987	L4-1.8L	109	GLI; PF Desig.		USEP8200
1987	L4-1.8L	109	Bosch KE-Jetronic Fuel Design; GLI 16-Valve; PL Desig.; EXTERNAL PUMP (50mm)		USEP8343
1987	L4-1.8L	109	Bosch KE-Jetronic Fuel Design; GLI 16-Valve; PL Desig.; External Pump(60mm)		USEP8428
1987-1989	L4-1.8L	109	GLI 16-Valve; PL Desig.		USEP8200
1987-1991	L4-1.8L	110	SOLD IN MEXICO; 1BL		USEP8200
1988	L4-1.8L	109	Carat; PF Desig.; External Pump		USEP8030
1988	L4-1.8L	109	Carat; RD Desig.; External Pump		USEP8030

Model Years	Engine Liters	Cubic Inches	Application Description	Fuel Pump Assembly	Fuel Pump Kit
1988	L4-1.8L	109	GL; RD Desig.; External Pump		USEP8030
1988	L4-1.8L	109	Carat; PF Desig.		USEP8200
1988	L4-1.8L	109	Carat; RD Desig.		USEP8200
1988	L4-1.8L	109	GL; RD Desig.		USEP8200
1988	L4-1.8L	109	GLI 16-Valve; PL Desig.; EXTERNAL PUMP (50mm)		USEP8343
1988	L4-1.8L	109	GLI 16-Valve; PL Desig.; External Pump(60mm)		USEP8428
1988-1989	L4-1.8L	109	RV Desig.; External Pump		USEP8030
1988-1989	L4-1.8L	109	RV Desig.		USEP8200
1988-1990	L4-1.8L	109	GL; PF Desig.; External Pump		USEP8030
1988-1990	L4-1.8L	109	GL; RV Desig.; External Pump		USEP8030
1988-1990	L4-1.8L	109	GL; PF Desig.		USEP8200
1988-1990	L4-1.8L	109	GL; RV Desig.		USEP8200
1989	L4-1.8L	109	GLI 16-Valve; PL Desig.; External Pump		USEP8030
1989	L4-1.8L	109	PF Desig.; External Pump		USEP8030
1989	L4-1.8L	109	RV Desig.; External Pump		USEP8030
1989	L4-1.8L	109	PF Desig.		USEP8200
1989	L4-1.8L	109	RV Desig.		USEP8200
1989,1991	L4-1.8L	109	Carat; RV Desig.		USEP8200
1989-1991	L4-1.8L	109	Carat; RV Desig.; External Pump		USEP8030
1990-1992	L4-1.8L	109	Carat; RV Desig.; External Pump		USEP8030
1990-1992	L4-1.8L	109	GL; PF Desig.; External Pump		USEP8030
1990-1992	L4-1.8L	109	GL; RV Desig.; External Pump		USEP8030
1990-1992	L4-1.8L	109	Carat; RV Desig.		USEP8200
1990-1992	L4-1.8L	109	GL; PF Desig.		USEP8200
1990-1992	L4-1.8L	109	GL; RV Desig.		USEP8200
1991-1992	L4-1.8L	109	Carat; RV Desig.; External Pump		USEP8030
1991-1992	L4-1.8L	109	Carat; RV Desig.		USEP8200
1993-1999	L4-1.8L	110	SOLD IN MEXICO; FI	USEP8244M	
1994-1999	L4-1.8L	110	SOLD IN MEXICO; With VDO pump; FI		USEP8244
2000-2001	L4-1.8L	109	AWD Desig.; GLS; Turbocharged	USEP12050M	
2000-2005	L4-1.8L	109			USEP12024
2001	L4-1.8L	109	AWW Desig.; Turbocharged; Wolfsburg Edition	USEP12050M	
2002-2004	L4-1.8L	109	AWP Desig.; GLS; Turbocharged	USEP12050M	
2003	L4-1.8L	109	AWP Desig.; GL; Turbocharged	USEP12050M	
2004-2005	L4-1.8L	109	AWP Desig.; GL; Turbocharged	USEP12050M	
1990-1992	L4-2.0L	121	9A Desig.; GLI 16-Valve		USEP8200
1990-1992	L4-2.0L	121	9A Desig.; GLI 16-Valve; EXTERNAL PUMP (50mm)		USEP8343
1990-1992	L4-2.0L	121	9A Desig.; GLI 16-Valve; External Pump(60mm)		USEP8428
1993-1994	L4-2.0L	121	ABA Desig.; GL	USEP8366M	USEP8244
1993-1995	L4-2.0L	121	ABA Desig.; GLS	USEP8366M	USEP8244
1994-1995	L4-2.0L	121	ABA Desig.; GLS	USEP8366M	USEP8244
1995	L4-2.0L	121	ABA Desig.; Celebration Edition	USEP8366M	USEP8244
1995	L4-2.0L	121	ABA Desig.; City	USEP8366M	USEP8244
1995	L4-2.0L	121	ABA Desig.; GL	USEP8366M	USEP8244
1996	L4-2.0L	121	ABA Desig.; Trek	USEP8366M	USEP8244
1996,1998	L4-2.0L	121	ABA Desig.	USEP8366M	USEP8244
1996-1997	L4-2.0L	121	ABA Desig.; GL	USEP8366M	USEP8244
1996-1997	L4-2.0L	121	ABA Desig.; GLS	USEP8366M	USEP8244
1996-1998	L4-2.0L	121	ABA Desig.; GL	USEP8366M	USEP8244
1996-1998	L4-2.0L	121	ABA Desig.; GLS	USEP8366M	USEP8244
1997	L4-2.0L	121	ABA Desig.; GT	USEP8366M	USEP8244
1997	L4-2.0L	121	ABA Desig.; Jazz	USEP8366M	USEP8244
1997-1998	L4-2.0L	121	ABA Desig.; GT	USEP8366M	USEP8244
1998	L4-2.0L	121	ABA Desig.	USEP8366M	USEP8244
1998	L4-2.0L	121	ABA Desig.; K2	USEP8366M	USEP8244
1999	L4-2.0L	121	ABA Desig.; GL; Old Body Style	USEP8366M	USEP8244
1999	L4-2.0L	121	ABA Desig.; Wolfsburg Edition; Old Body Style	USEP8366M	USEP8244
1999	L4-2.0L	121	AEG Desig.; GL; Old Body Style	USEP8366M	USEP8244
1999	L4-2.0L	121	AEG Desig.; GLS; Old Body Style	USEP8366M	USEP8244
1999	L4-2.0L	121	ABA Desig.; GL; New Body Style	USEP12050M	
1999	L4-2.0L	121	ABA Desig.; Wolfsburg Edition; New Body Style	USEP12050M	
1999	L4-2.0L	121	AEG Desig.; GL; New Body Style	USEP12050M	
1999	L4-2.0L	121	AEG Desig.; GLS; New Body Style	USEP12050M	
2000-2001	L4-2.0L	121	AEG Desig.; GL	USEP12050M	
2000-2001	L4-2.0L	121	AEG Desig.; GLS	USEP12050M	
2000-2005	L4-2.0L	121			USEP12024
2001-2002	L4-2.0L	121	AZG Desig.; GLS	USEP12050M	
2001-2003	L4-2.0L	121	AVH Desig.; GL	USEP12050M	
2001-2003	L4-2.0L	121	AVH Desig.; GLS	USEP12050M	

APPLICATIONS



FUEL PUMP APPLICATION GUIDE

USMW
Professional Series

Model Years	Engine Liters	Cubic Inches	Application Description	Fuel Pump Assembly	Fuel Pump Kit
2001-2003	L4-2.0L	121	AZG Desig.; GL	USEP12050M	
2004-2005	L4-2.0L	121	BBW Desig.; GLS	USEP12050M	
2004-2005	L4-2.0L	121	BEV Desig.; GLS	USEP12050M	
2006	L4-2.0L	121	2.0T; BPY Desig.; Turbocharged	USEP8833M	
2006	L4-2.0L	121	BPY Desig.; GLI; Turbocharged	USEP8833M	
2006-2008	L4-2.0L	121	SOLD IN MEXICO; FI SOHC	USEP12050M	USEP12024
2007	L4-2.0L	121	2.0T; BPY Desig.; Turbocharged	USEP8833M	
2007-2008	L4-2.0L	121	BPY Desig.; GLI; Turbocharged	USEP8833M	
2008	L4-2.0L	121	CBFA Desig.; GLI; Turbocharged	USEP8833M	
2008	L4-2.0L	121	CBFA Desig.; Turbocharged; Wolfsburg Edition	USEP8833M	
2008	L4-2.0L	121	CCTA Desig.; GLI; Turbocharged	USEP8833M	
2008	L4-2.0L	121	CCTA Desig.; Turbocharged; Wolfsburg Edition	USEP8833M	
2009	L4-2.0L	121	CBFA Desig.; GLI; Turbocharged	USEP8833M	
2009	L4-2.0L	121	CBFA Desig.; Turbocharged; Wolfsburg Edition	USEP8833M	
2009	L4-2.0L	121	CCTA Desig.; GLI; Turbocharged	USEP8833M	
2009	L4-2.0L	121	CCTA Desig.; Turbocharged; Wolfsburg Edition	USEP8833M	
2005	L5-2.5L	151			USEP12024
2006	L5-2.5L	151	2.5; BGP Desig.	USEP8833M	
2006	L5-2.5L	151	2.5; BGQ Desig.	USEP8833M	
2006	L5-2.5L	151	BGP Desig.; Value Edition	USEP8833M	
2006	L5-2.5L	151	BGQ Desig.; Value Edition	USEP8833M	
2007	L5-2.5L	151	2.5; BGP Desig.	USEP8833M	
2007	L5-2.5L	151	2.5; BGQ Desig.	USEP8833M	
2007	L5-2.5L	151	BGQ Desig.; Wolfsburg Edition	USEP8833M	
1994-1995	V6-2.8L	170	AAA Desig.; GLX	USEP8366M	USEP8244
1995	V6-2.8L	170	AAA Desig.; GLX	USEP8366M	USEP8244
1995-1997	V6-2.8L	170	Sold in Mexico	USEP8394M	
1996-1998	V6-2.8L	170	AAA Desig.; GLX	USEP8366M	USEP8244
1999	V6-2.8L	170	AAA Desig.; GLX	USEP8366M	USEP8244
1999-2002	V6-2.8L	170	AFP Desig.; GLS	USEP12050M	
1999-2002	V6-2.8L	170	AFP Desig.; GLX	USEP12050M	
2002	V6-2.8L	170	BDF Desig.; GLS	USEP12050M	
2002-2003	V6-2.8L	170	BDF Desig.; GLX	USEP12050M	
2002-2004	V6-2.8L	170	BDF Desig.; GLI	USEP12050M	
JETTA CLASICO GL					
2011	L4-2.0L	121	SOLD IN MEXICO; SFI	USEP12050M	USEP12024
JETTA CLASICO SPORT					
2011	L4-2.0L	121	SOLD IN MEXICO; SFI	USEP12050M	USEP12024
LUPO					
2005-2009	L4-1.6L	98	SOLD IN MEXICO; MFI	USEP12050M	USEP12024
PASSAT					
1993	L4-1.8L	108	SOLD IN MEXICO; FI	USEP8244M	
1998	L4-1.8L	109	AEB Desig.; GLS; Turbocharged	USEP8368M	
1999	L4-1.8L	109	Sold in Mexico	USEP12013M	USEP8244
1999	L4-1.8L	109	AEB Desig.; Turbocharged	USEP8368M	
2000	L4-1.8L	109	AUG Desig.; GLX; Turbocharged	USEP8368M	
2000-2001	L4-1.8L	109	ATW Desig.; GLX; Turbocharged	USEP8368M	
2001	L4-1.8L	109	AUG Desig.; GLS; Turbocharged	USEP8368M	
2001-2003	L4-1.8L	109	AWM Desig.; GLX; Turbocharged	USEP8368M	
2004-2005	L4-1.8L	109	AWM Desig.; GLS 4 Motion; Turbocharged	USEP8368M	
2004-2005	L4-1.8L	109	AWM Desig.; GLS; Turbocharged	USEP8368M	
1997	L4-2.0L	121	SOLD IN MEXICO; SFI	USEP8244M	
1990	L4-2.0L	121	GL		USEP8200
1990	L4-2.0L	121	GL; EXTERNAL PUMP (50mm); External Pump(60mm)		USEP8343
1990	L4-2.0L	121	GL; External Pump(60mm); External Pump(60mm)		USEP8428
1991	L4-2.0L	121	9A Desig.; GL; EXTERNAL PUMP (50mm)		USEP8343
1991-1992	L4-2.0L	121	9A Desig.; GL		USEP8200
1991-1992	L4-2.0L	121	9A Desig.; GL; EXTERNAL PUMP (50mm); External Pump(60mm)		USEP8343
1991-1992	L4-2.0L	121	9A Desig.; GL; External Pump(60mm); External Pump(60mm)		USEP8428
1992	L4-2.0L	121	9A Desig.; CL		USEP8200
1992	L4-2.0L	121	9A Desig.; CL; EXTERNAL PUMP (50mm); External Pump(60mm)		USEP8343
1992	L4-2.0L	121	9A Desig.; GL; EXTERNAL PUMP (50mm); External Pump(60mm)		USEP8343
1992	L4-2.0L	121	9A Desig.; CL; External Pump(60mm); External Pump(60mm)		USEP8428
1993	L4-2.0L	121	9A Desig.; GL		USEP8200
1993	L4-2.0L	121	9A Desig.; GL; EXTERNAL PUMP (50mm); External Pump(60mm)		USEP8343
1993	L4-2.0L	121	9A Desig.; GL; External Pump(60mm); External Pump(60mm)		USEP8428
1996	L4-2.0L	121		USEP8244M	USEP12024
1997	V6-2.8L	170	AAA Desig.; GLX; (4.0 Bar)	USEP8394M	
1997	V6-2.8L	170	Sold in Mexico	USEP8394M	

Model Years	Engine Liters	Cubic Inches	Application Description	Fuel Pump Assembly	Fuel Pump Kit
1998	V6-2.8L	170	AHA Desig.; GLS	USEP8368M	
1998	V6-2.8L	170	AHA Desig.; GLX	USEP8368M	
1999	V6-2.8L	170	AHA Desig.	USEP8368M	
2000	V6-2.8L	170	4 Motion; ATQ Desig.	USEP8368M	
2001	V6-2.8L	170	ATQ Desig.; FWD	USEP8368M	
2001	V6-2.8L	170	ATQ Desig.; AWD	USEP8384M	
2002	V6-2.8L	170	ATQ Desig.; GLS 4 Motion	USEP8384M	
2002-2003	V6-2.8L	170	ATQ Desig.; GLX	USEP8368M	
2002-2003	V6-2.8L	170	ATQ Desig.; GLX 4 Motion	USEP8384M	
2004	V6-2.8L	170	ATQ Desig.; GLX	USEP8368M	
2004	V6-2.8L	170	ATQ Desig.; GLX 4 Motion	USEP8384M	
2005	V6-2.8L	170	ATQ Desig.; GLX	USEP8368M	
2005	V6-2.8L	170	ATQ Desig.; GLX 4 Motion	USEP8384M	
2002	W8-4.0L	244	BDP Desig.; W8	USEP8560M	
2003	W8-4.0L	244	BDP Desig.; W8	USEP8560M	
2004	W8-4.0L	244	BDP Desig.; W8	USEP8560M	
PASSAT SANTANA					
1997	V6-2.8L	170	SOLD IN MEXICO; FI	USEP8244M	
POINTER					
1998-1999	L4-1.8L	108	SOLD IN MEXICO; FI	USEP12053M	
2000-2009	L4-1.8L	108	SOLD IN MEXICO; FI		USEP2030
POINTER GTI					
2000-2004	L4-2.0L	121	SOLD IN MEXICO; SFI	USEP8244M	USEP12024
POLO					
2003-2007	L4-1.6L	97	SOLD IN MEXICO; MFI	USEP12050M	USEP12024
2003-2007	L4-2.0L	121	SOLD IN MEXICO; SFI	USEP12050M	USEP12024
QUANTUM					
1985	L4-1.8L	109	GL; JN Desig.		USEP8309
1985	L4-1.8L	109	JN Desig.		USEP8309
1985	L5-2.2L	134	GL; KX Desig.		USEP8309
1985	L5-2.2L	134	KX Desig.		USEP8309
1986	L5-2.2L	134	GL; KX Desig.		USEP8309
1986	L5-2.2L	134	JT Desig.; Syncro		USEP8309
1986	L5-2.2L	134	KX Desig.		USEP8309
1987	L5-2.2L	134	GL; KX Desig.		USEP8309
1987	L5-2.2L	134	JT Desig.; Syncro		USEP8309
1988	L5-2.2L	134	GL		USEP8309
1988	L5-2.2L	134	Syncro		USEP8309
RABBIT					
2006	L5-2.5L	151	BGP Desig.	USEP8833M	
2006	L5-2.5L	151	BGQ Desig.	USEP8833M	
2007	L5-2.5L	151	BGP Desig.	USEP8833M	
2007	L5-2.5L	151	BGQ Desig.	USEP8833M	
SCIROCCO					
1985-1986	L4-1.8L	109			USEP8200
1985-1986	L4-1.8L	109	External Pump		USEP8305
1986	L4-1.8L	109			USEP8200
1986	L4-1.8L	109	External Pump		USEP8305
1987	L4-1.8L	109	JH Desig.		USEP8200
1987	L4-1.8L	109	JH Desig.; External Pump		USEP8305
1987-1988	L4-1.8L	109	16-Valve; PL Desig.		USEP8200
1987-1988	L4-1.8L	109	16-Valve; PL Desig.; External Pump		USEP8305
SEDAN					
1995-2004	H4-1.6L	97	Sold in Mexico		USEP12003
1993-2004	L4-1.6L	98	SOLD IN MEXICO; MODULE; FI		USEP12003
1993-2004	L4-1.6L	98	SOLD IN MEXICO; KIT; FI		USEP12004
TOUAREG					
2004	V6-3.2L	195	BAA Desig.; V6	USEP8568M	
2005	V6-3.2L	195	BAA Desig.	USEP8568M	
2005-2006	V6-3.2L	195	BMX Desig.	USEP8568M	
2004	V8-4.2L	256	AXQ Desig.; V8	USEP8568M	
2005-2006	V8-4.2L	256	AXQ Desig.	USEP8568M	
VANAGON					
1985	H4-1.9L	116	Campmobile; DH Desig.; External Pump		USEP8308
1985	H4-1.9L	116	DH Desig.; GL; External Pump		USEP8308
1986-1991	H4-2.1L	130	Campmobile; External Pump		USEP8308
1986-1991	H4-2.1L	130	GL; External Pump		USEP8308
1986-1991	H4-2.1L	130	Syncro; External Pump		USEP8308



FUEL PUMP APPLICATION GUIDE

USMW
Professional Series

Model Years	Engine Liters	Cubic Inches	Application Description	Fuel Pump Assembly	Fuel Pump Kit
VOLKSWAGEN TRUCK					
COMBI					
1988-1990	L4-1.8L	110	SOLD IN MEXICO; 2BL		USEP8016S
1991-2001	L4-1.8L	110	SOLD IN MEXICO; With VDO pump; 2BL		USEP8244
1991-2001	L4-1.8L	110	SOLD IN MEXICO; Pierburg pump; 2BL	USEP8244M	
1997	V6-2.8L	170	SOLD IN MEXICO; FI		USEP12024
CROSSFOX					
2007	L4-1.6L	98	SOLD IN MEXICO; MFI	USEP12050M	USEP12024
EUROVAN					
2004	L5-2.5L	150	SOLD IN MEXICO; VDO pump; FI		USEP8244
2004	L5-2.5L	150	SOLD IN MEXICO; FI	USEP12050M	
2004	L5-2.5L	150	SOLD IN MEXICO; Pierburg pump; FI	USEP8244M	
2001-2004	L5-2.5L	150	SOLD IN MEXICO; With VDO pump; FI		USEP8244
PANEL					
1988-1990	L4-1.8L	110	SOLD IN MEXICO; 2BL		USEP8016S
1991-1999	L4-1.8L	110	SOLD IN MEXICO; With VDO pump; 2BL		USEP8244
POINTER P/U					
1999	L4-1.8L	108	SOLD IN MEXICO; FI	USEP12053M	
2000-2002	L4-1.8L	108	SOLD IN MEXICO; FI		USEP2030
2003-2009	L4-1.8L	109	SOLD IN MEXICO; MFI		USEP2030
SHARAN					
2002-2006	L4-1.8L	109	SOLD IN MEXICO; Turbo	USEP12050M	USEP12024
SPORTVAN					
2007-2009	L4-1.6L	98	SOLD IN MEXICO; MFI		USEP12024
VW VAN					
2004	L4-1.6L	97	SOLD IN MEXICO; MFI		USEP12024
2004	L4-1.8L	109	SOLD IN MEXICO; FI SOHC		USEP12024
2002-2009	L4-1.8L	109	SOLD IN MEXICO; MFI		USEP12024
VOLVO					
240					
1990	L4-2.3L	140	DL		USEP8002
1990	L4-2.3L	140	DL; External Pump		USEP8002
1990	L4-2.3L	140	DL; In Tank Pump		USEP8224
1990-1991	L4-2.3L	140	External Pump		USEP8002
1990-1991	L4-2.3L	140			USEP8002
1990-1991	L4-2.3L	140	In Tank Pump		USEP8224
1991	L4-2.3L	140	SE		USEP8002
1991	L4-2.3L	140	SE; External Pump		USEP8002
1991	L4-2.3L	140	SE; In Tank Pump		USEP8224
1992-1993	L4-2.3L	140	External Pump		USEP8002
1992-1993	L4-2.3L	140			USEP8002
1992-1993	L4-2.3L	140	In Tank Pump		USEP8224
242					
1981	L4-2.1L	130	FI; GL; in tank pump		USEP3044
1981	L4-2.1L	130	FI; Turbo; In tank pump		USEP3044
1981	L4-2.1L	130	FI; GL; External Pump		USEP8123
1981	L4-2.1L	130	FI; Turbo; External Pump		USEP8123
1981-1982	L4-2.1L	130	DL; FI; In tank pump		USEP3044
1981-1982	L4-2.1L	130	DL; FI; External Pump		USEP8123
1981-1984	L4-2.1L	130	FI; GLT; In tank pump		USEP3044
1981-1984	L4-2.1L	130	FI; GLT; External Pump		USEP8123
244					
1985	L4-2.1L	130	B21FT Desig.; Turbo; Turbocharged		USEP2487
1985	L4-2.1L	130	B21FT Desig.; Turbo; Turbocharged; External Pump; In tank pump		USEP3044
1985	L4-2.1L	130	B21FT Desig.; Turbo; Turbocharged; External Pump; External Pump		USEP8123
1985	L4-2.3L	140	B230F Desig.; DL		USEP8002
1985	L4-2.3L	140	B230F Desig.; DL; External Pump		USEP8002
1985	L4-2.3L	140	B230F Desig.; GL		USEP8002
1985	L4-2.3L	140	B230F Desig.; GL; External Pump		USEP8002
1985	L4-2.3L	140	B230F Desig.; DL; In Tank Pump		USEP8224
1985	L4-2.3L	140	B230F Desig.; GL; In Tank Pump		USEP8224
1986-1989	L4-2.3L	140	DL		USEP8002
1986-1989	L4-2.3L	140	DL; External Pump		USEP8002
1986-1989	L4-2.3L	140	GL		USEP8002
1986-1989	L4-2.3L	140	GL; External Pump		USEP8002
1986-1989	L4-2.3L	140	DL; In Tank Pump		USEP8224
1986-1989	L4-2.3L	140	GL; In Tank Pump		USEP8224

Model Years	Engine Liters	Cubic Inches	Application Description	Fuel Pump Assembly	Fuel Pump Kit
245					
1985	L4-2.1L	130	B21FT Desig.; Turbocharged		USEP2487
1985	L4-2.1L	130	B21FT Desig.; Turbocharged; External Pump; In tank pump		USEP3044
1985	L4-2.1L	130	B21FT Desig.; Turbocharged; External Pump; External Pump		USEP8123
1985	L4-2.3L	140	B230F Desig.		USEP8002
1985	L4-2.3L	140	B230F Desig.; External Pump		USEP8002
1985	L4-2.3L	140	B230F Desig.; In Tank Pump		USEP8224
1986-1989	L4-2.3L	140	DL		USEP8002
1986-1989	L4-2.3L	140	DL; External Pump		USEP8002
1986-1989	L4-2.3L	140	GL		USEP8002
1986-1989	L4-2.3L	140	GL; External Pump		USEP8002
1986-1989	L4-2.3L	140	DL; In Tank Pump		USEP8224
1986-1989	L4-2.3L	140	GL; In Tank Pump		USEP8224
262					
1981	V6-2.8L	170	F; GL; In tank pump		USEP3044
1981	V6-2.8L	170	F; GL; External Pump		USEP8123
264					
1981-1982	V6-2.8L	170	F; GLE; In tank pump		USEP3044
1981-1982	V6-2.8L	170	F; GLE; External Pump		USEP8123
265					
1981	V6-2.8L	170	F; GLE; In tank pump		USEP3044
1981	V6-2.8L	170	F; GLE; External Pump		USEP8123
740					
1985-1986	L4-2.3L	140	B230FT Desig.; Turbocharged; External Pump		USEP8002
1985-1986	L4-2.3L	140	B230F Desig.; External Pump		USEP8147
1985-1986	L4-2.3L	140	B230FT Desig.; Turbocharged; In Tank Pump		USEP8381
1985-1986	L4-2.3L	140	B230F Desig.; External Pump; In Tank Pump		USEP8381
1985-1986	L4-2.3L	140	B230F Desig.; In Tank Pump		USEP8381
1987	L4-2.3L	140	B230F Desig.; External Pump		USEP8147
1987	L4-2.3L	140	B230FT Desig.; Turbocharged; External Pump		USEP8147
1987	L4-2.3L	140	B230F Desig.; External Pump; In Tank Pump		USEP8381
1987	L4-2.3L	140	B230F Desig.; In Tank Pump		USEP8381
1987	L4-2.3L	140	B230FT Desig.; Turbocharged; In Tank Pump		USEP8381
1987-1988	L4-2.3L	140	B230FT Desig.; Turbocharged; External Pump		USEP8002
1987-1988	L4-2.3L	140	B230FT Desig.; Turbocharged; In Tank Pump		USEP8224
1988	L4-2.3L	140	B230F Desig.		USEP2487
1988	L4-2.3L	140	B230F Desig.; External Pump		USEP8002
1988	L4-2.3L	140	B230FT Desig.; Turbocharged		USEP8186
1988	L4-2.3L	140	B230F Desig.; In Tank Pump		USEP8224
1989	L4-2.3L	140	B230F Desig.; GL		USEP2487
1989	L4-2.3L	140	B230F Desig.; GLE		USEP2487
1989	L4-2.3L	140	B230F Desig.; GL; External Pump		USEP8002
1989	L4-2.3L	140	B230F Desig.; GLE; External Pump		USEP8002
1989	L4-2.3L	140	B230F Desig.; GL; In Tank Pump		USEP8224
1989	L4-2.3L	140	B230F Desig.; GLE; In Tank Pump		USEP8224
1989-1990	L4-2.3L	140	B234F Desig.; GLE		USEP2487
1989-1990	L4-2.3L	140	B230FT Desig.; Turbocharged; External Pump		USEP8002
1989-1990	L4-2.3L	140	B234F Desig.; GLE; External Pump		USEP8002
1989-1990	L4-2.3L	140	B230FT Desig.; Turbocharged		USEP8186
1989-1990	L4-2.3L	140	B230FT Desig.; Turbocharged; In Tank Pump		USEP8224
1989-1990	L4-2.3L	140	B234F Desig.; GLE; In Tank Pump		USEP8224
1990	L4-2.3L	140	B230F Desig.; Exc.REX Ignition (Exc.Calif)		USEP8002
1990	L4-2.3L	140	B230F Desig.; GL; Exc.REX Ignition (Calif); External Pump		USEP8002
1990	L4-2.3L	140	B230F Desig.; GL; Exc.REX Ignition (Exc.Calif)		USEP8002
1990	L4-2.3L	140	B230F Desig.; GL; REX Ignition		USEP8002
1990	L4-2.3L	140	B230F Desig.; Exc.REX Ignition (Exc.Calif); In Tank Pump		USEP8224
1990	L4-2.3L	140	B230F Desig.; GL; Exc.REX Ignition (Calif); In Tank Pump		USEP8224
1990	L4-2.3L	140	B230F Desig.; GL; Exc.REX Ignition (Exc.Calif); In Tank Pump		USEP8224
1990	L4-2.3L	140	B230F Desig.; GL; In Tank Pump; REX Ignition		USEP8224
1990-1991	L4-2.3L	140	B230F Desig.; Exc.REX Ignition (Calif); External Pump		USEP8002
1990-1991	L4-2.3L	140	B230F Desig.; REX Ignition		USEP8002
1990-1991	L4-2.3L	140	B230F Desig.; Exc.REX Ignition (Calif); In Tank Pump		USEP8224
1990-1991	L4-2.3L	140	B230F Desig.; In Tank Pump; REX Ignition		USEP8224
1991-1992	L4-2.3L	140	B230FT Desig.; T; Turbocharged; External Pump		USEP8002
1991-1992	L4-2.3L	140	B230FT Desig.; T; Turbocharged		USEP8186
1991-1992	L4-2.3L	140	B230FT Desig.; T; Turbocharged; In Tank Pump		USEP8224
1992	L4-2.3L	140	B230F Desig.		USEP8002
1992	L4-2.3L	140	B230F Desig.; External Pump		USEP8002



FUEL PUMP APPLICATION GUIDE

USMW
Professional Series

Model Years	Engine Liters	Cubic Inches	Application Description	Fuel Pump Assembly	Fuel Pump Kit
1992	L4-2.3L	140	B230F Desig.; In Tank Pump		USEP8224
745					
1985	L4-2.3L	140	B230F Desig.; External Pump		USEP8147
1985	L4-2.3L	140	B230FT Desig.; Turbocharged; External Pump		USEP8147
1985	L4-2.3L	140	B230F Desig.; External Pump; In Tank Pump		USEP8381
1985	L4-2.3L	140	B230F Desig.; In Tank Pump		USEP8381
1985	L4-2.3L	140	B230FT Desig.; Turbocharged; In Tank Pump		USEP8381
760					
1985	L4-2.3L	140	B230FT Desig.; GLE; Turbocharged; External Pump		USEP8147
1985	L4-2.3L	140	B230FT Desig.; Turbocharged; External Pump		USEP8147
1985	L4-2.3L	140	B230FT Desig.; GLE; Turbocharged; External Pump; In Tank Pump		USEP8381
1985	L4-2.3L	140	B230FT Desig.; GLE; Turbocharged; In Tank Pump		USEP8381
1985	L4-2.3L	140	B230FT Desig.; Turbocharged; External Pump; In Tank Pump		USEP8381
1985	L4-2.3L	140	B230FT Desig.; Turbocharged; In Tank Pump		USEP8381
1986	L4-2.3L	140	B230FT Desig.; Turbocharged; In Tank Pump		USEP8381
1986-1987	L4-2.3L	140	B230FT Desig.; Turbocharged; External Pump		USEP8147
1986-1987	L4-2.3L	140	B230FT Desig.; Turbocharged; External Pump; In Tank Pump		USEP8381
1987	L4-2.3L	140	B230FT Desig.; Turbocharged; 1st Design; External Pump		USEP8147
1987	L4-2.3L	140	B230FT Desig.; Turbocharged; 2nd Design; External Pump		USEP8147
1987	L4-2.3L	140	B230FT Desig.; Turbocharged; 1st Design; In Tank Pump		USEP8381
1987	L4-2.3L	140	B230FT Desig.; Turbocharged; 2nd Design; In Tank Pump		USEP8381
1988	L4-2.3L	140	B230FT Desig.; Turbocharged; External Pump		USEP8002
1988	L4-2.3L	140	B230FT Desig.; Turbocharged		USEP8186
1988	L4-2.3L	140	B230FT Desig.; Turbocharged; In Tank Pump		USEP8224
1989-1990	L4-2.3L	140	B230FT Desig.; Turbocharged; External Pump		USEP8002
1989-1990	L4-2.3L	140	B230FT Desig.; Turbocharged; In Tank Pump		USEP8224
1990	L4-2.3L	140	B230FT Desig.; Turbocharged		USEP8002
1985	V6-2.8L	170	B28F Desig.; GLE; External Pump		USEP8147
1985	V6-2.8L	170	B28F Desig.; GLE; External Pump; In Tank Pump		USEP8381
1986	V6-2.8L	170	B28F Desig.; External Pump		USEP8147
1986	V6-2.8L	170	B28F Desig.; External Pump; In Tank Pump		USEP8381
1986	V6-2.8L	170	B28F Desig.; In Tank Pump		USEP8381
1988	V6-2.8L	170	B280F Desig.		USEP8002
1988	V6-2.8L	170	B280F Desig.; External Pump		USEP8002
1988	V6-2.8L	170	B280F Desig.; In Tank Pump		USEP8224
1989-1990	V6-2.8L	170	B280F Desig.; GLE		USEP8002
1989-1990	V6-2.8L	170	B280F Desig.; GLE; External Pump		USEP8002
1989-1990	V6-2.8L	170	B280F Desig.; GLE; In Tank Pump		USEP8224
780					
1989	L4-2.3L	140	B230FT Desig.; Turbocharged		USEP8186
1989-1990	L4-2.3L	140	B230FT Desig.; Turbocharged; External Pump		USEP8002
1989-1990	L4-2.3L	140	B230FT Desig.; Turbocharged; In Tank Pump		USEP8224
1990	L4-2.3L	140	B230FT Desig.; Turbocharged		USEP8002
1991	L4-2.3L	140	External Pump		USEP8002
1991	L4-2.3L	140			USEP8002
1991	L4-2.3L	140	In Tank Pump		USEP8224
1987-1988	V6-2.8L	170	External Pump		USEP8002
1987-1988	V6-2.8L	170			USEP8002
1987-1988	V6-2.8L	170	In Tank Pump		USEP8224
1989-1990	V6-2.8L	170	B280F Desig.		USEP8002
1989-1990	V6-2.8L	170	B280F Desig.; External Pump		USEP8002
1989-1990	V6-2.8L	170	B280F Desig.; In Tank Pump		USEP8224
850					
1994	L5-2.3L	140	B5234FT Desig.; Turbo; Turbocharged	USEP8379M	USEP8643
1995	L5-2.3L	140	B5234T5 Desig.; T-5R; Turbocharged	USEP8379M	USEP8643
1996-1997	L5-2.3L	140	B5234T5 Desig.; R; Turbocharged	USEP8379M	USEP8643
1997	L5-2.3L	140	B5234T1 Desig.; T-5; Turbocharged	USEP8379M	USEP8643
1993	L5-2.4L	146		USEP8379M	USEP8643
1997	L5-2.4L	146	B5254T Desig.; GLT; Turbocharged	USEP8379M	USEP8643
940					
1991	L4-2.3L	140	B234F Desig.; GLE		USEP2487
1991	L4-2.3L	140	B230FT Desig.; SE; Turbocharged		USEP8002
1991	L4-2.3L	140	B230FT Desig.; SE; Turbocharged; External Pump		USEP8002
1991	L4-2.3L	140	B230FT Desig.; T; Turbocharged; External Pump		USEP8002
1991	L4-2.3L	140	B234F Desig.; GLE; External Pump		USEP8002
1991	L4-2.3L	140	B230FT Desig.; SE; Turbocharged; In Tank Pump		USEP8224
1991	L4-2.3L	140	B234F Desig.; GLE; In Tank Pump		USEP8224
1991,1995	L4-2.3L	140	B230FT Desig.; T; Turbocharged		USEP8002
1991,1995	L4-2.3L	140	B230FT Desig.; T; Turbocharged; In Tank Pump		USEP8224

Model Years	Engine Liters	Cubic Inches	Application Description	Fuel Pump Assembly	Fuel Pump Kit
1992	L4-2.3L	140	B230F Desig.; GL; External Pump		USEP8002
1992	L4-2.3L	140	B230F Desig.; GL; In Tank Pump		USEP8224
1992	L4-2.3L	140	B230F Desig.; GL		USEP8279
1992-1994	L4-2.3L	140	B230FT Desig.; T; Turbocharged		USEP8002
1992-1994	L4-2.3L	140	B230FT Desig.; T; Turbocharged; External Pump		USEP8002
1992-1994	L4-2.3L	140	B230FT Desig.; T; Turbocharged; In Tank Pump		USEP8224
1993	L4-2.3L	140	B230F Desig.		USEP8279
1993-1994	L4-2.3L	140	B230F Desig.; External Pump		USEP8002
1993-1994	L4-2.3L	140	B230F Desig.; In Tank Pump		USEP8224
1995	L4-2.3L	140	B230FD Desig.		USEP8250
960					
1992-1993	L6-2.9L	177			USEP8002
1992-1994	L6-2.9L	177	External Pump		USEP8002
1992-1994	L6-2.9L	177	In Tank Pump		USEP8224
1994	L6-2.9L	177			USEP8186
S60					
2004	L5-2.3L	140	B5234T3 Desig.; T5; Turbocharged; Steel Fuel Tank	USEP8490M	
2004	L5-2.3L	140	B5234T3 Desig.; T5; Turbocharged; Plastic Fuel Tank	USEP8635M	
2004	L5-2.4L	146	2.4; B5244S Desig.; Steel Fuel Tank	USEP8490M	
2004	L5-2.4L	146	2.4; B5244S Desig.; Plastic Fuel Tank	USEP8635M	
V70					
2004	L5-2.3L	140	B5234T3 Desig.; T5; Turbocharged; Steel Fuel Tank	USEP8490M	
2004	L5-2.3L	140	B5234T3 Desig.; T5; Turbocharged; Plastic Fuel Tank	USEP8635M	
2004	L5-2.4L	146	2.4; B5244S Desig.; Steel Fuel Tank	USEP8490M	
2004	L5-2.4L	146	2.4; B5244S Desig.; Plastic Fuel Tank	USEP8635M	
XC70					
2004	L5-2.5L	151		USEP8635M	
UNIVERSALS					
UNIVERSAL					
VARIOUS	-	-	12 volt universal inline rotary vane fuel pump, 5-9 PSI, 125 LPH Min. Flowrate. Metal inline filter		USEP8012HPT
VARIOUS	-	-	12 volt universal inline solenoid fuel pump, 5-9 PSI, 110 LPH Min. Flowrate. Clear inline filter		USEP8012S
VARIOUS	-	-	12 volt universal inline solenoid fuel pump, 5-9 PSI, 110 LPH Min. Flowrate. Metal inline filter		USEP8012SP
VARIOUS	-	-	12 volt universal inline rotary vane fuel pump, 3-5 PSI, 125 LPH Min. Flowrate. Metal inline filter		USEP8016HPT
VARIOUS	-	-	12 volt universal inline solenoid fuel pump, 3-5 PSI, 95 LPH Min. Flowrate. Clear inline filter		USEP8016S
VARIOUS	-	-	12 volt universal inline solenoid fuel pump, 3-5 PSI, 95 LPH Min. Flowrate. Metal inline filter		USEP8016SP
VARIOUS	-	-	12 volt universal inline rotary vane fuel pump, 4-6 PSI, 150 LPH Min. Flowrate.		USEP84070
VARIOUS	-	-	6 volt universal inline solenoid fuel pump, 5-9 PSI, 110 LPH Min. Flowrate. Clear inline filter		USEP8011

APPLICATIONS



FUEL PUMP BUYER'S GUIDE



USMW	Years	Cyl.	Specifications	
USEP2000	1985-1988	L4	FORD Ranger	
	1983-1984	L4	FORD Thunderbird	
	1984	L4	MERCURY Cougar	
	1985-1989	L4	MERKUR XR4Ti	
	1988-1989	L6	FORD Bronco	
	1988-1991	L6	FORD E-150 Econoline	
	1988-1991	L6	FORD E-150 Econoline Club Wagon	
	1988-1991	L6	FORD E-250 Econoline	
	1988-1991	L6	FORD E-250 Econoline Club Wagon	
	1988-1991	L6	FORD E-350 Econoline	
	1988-1991	L6	FORD E-350 Econoline Club Wagon	
	1988-1989	L6	FORD F-150	
	1988-1989	L6	FORD F-250	
	1988-1989	L6	FORD F-350	
	1986-1989	V6	FORD Bronco II	
	1986	V6	FORD LTD	
	1986-1988	V6	FORD Ranger	
	1985-1986	V6	MERCURY Marquis	
	1988-1989	V8	FORD Bronco	
	1988-1991	V8	FORD E-150 Econoline	
	1988-1991	V8	FORD E-150 Econoline Club Wagon	
	1988-1991	V8	FORD E-250 Econoline	
	1988-1991	V8	FORD E-250 Econoline Club Wagon	
	1988-1991	V8	FORD E-350 Econoline	
	1988-1991	V8	FORD E-350 Econoline Club Wagon	
	1988-1989	V8	FORD F-150	
	1988-1989	V8	FORD F-250	
	1988-1989	V8	FORD F-350	
	1985	V8	FORD LTD	
	1984	V8	FORD Mustang	
	1983	V8	FORD Thunderbird	
	1983	V8	MERCURY Cougar	
1985	V8	MERCURY Marquis		
USEP2001	1990-1992	L4	FORD Ghia	
	1990-1997	L4	FORD Ranger	
	1986-1991	L4	FORD Taurus	
	1988-1993	L4	FORD Topaz	
	1996-1997	L4	FORD Vagoneta	
	1995-1997	L4	MAZDA B2300	
	1986	L4	MERCURY Sable	
	1991-1992	V6	FORD Aerostar	
	1995	V6	FORD Aerostar	
	1985-1988	V6	FORD Cougar	
	1991-1994	V6	FORD Explorer	
	1992-1993	V6	FORD Ghia	
	1990-1997	V6	FORD Ranger	
	1986-1995	V6	FORD Taurus	
	1990	V6	FORD TRUCK Explorer 2WD	
	1995-1996	V6	MAZDA B3000	
	1995-1997	V6	MAZDA B4000	
	1986-1995	V6	MERCURY Sable	
	1991-1992	V8	FORD Grand Marquis	
	1985	V8	FORD TRUCK B150 1/2 ton	
1996	V8	FORD TRUCK Expedition		
USEP2002	1987	L4	FORD Aerostar	
	1989-1990	L4	FORD Escort	
	1988	L4	FORD EXP	
	1990-1997	L4	FORD Ranger	
	1995-1997	L4	MAZDA B2300	
	1987	L4	MERCURY Lynx	
	1986-1989	V6	FORD Aerostar	
	1990-1997	V6	FORD Ranger	
	1995	V6	MAZDA B3000	
	1995-1997	V6	MAZDA B4000	
	1992-1994	V6	MAZDA Navajo	
	USEP2003	1985	V6	FORD LTD
		1985-1986	V6	MERCURY Marquis
		1985	V8	FORD LTD
		1985	V8	MERCURY Marquis

USMW	Years	Cyl.	Specifications	
USEP2008	1988-1991	L6	FORD E-150 Econoline	
	1988-1991	L6	FORD E-150 Econoline Club Wagon	
	1988-1989	L6	FORD E-250 Econoline	
	1988-1989	L6	FORD E-250 Econoline Club Wagon	
	1990-1991	L6	FORD E-350 Econoline	
	1991	L6	FORD E-350 Econoline Club Wagon	
	1988-1989	L6	FORD F-150	
	1988-1989	L6	FORD F-250	
	1988-1989	L6	FORD F-350	
	1988-1991	V8	FORD E-150 Econoline	
	1988-1991	V8	FORD E-150 Econoline Club Wagon	
	1988-1989	V8	FORD E-250 Econoline	
	1988-1989	V8	FORD E-250 Econoline Club Wagon	
	1990-1991	V8	FORD E-350 Econoline	
	1986-1987	V8	FORD E-350 Econoline Club Wagon	
	1988-1989	V8	FORD F-150	
	1988-1989	V8	FORD F-250	
	1988-1989	V8	FORD F-350	
	USEP2015	1988-1990	L4	FORD Escort
		1985-1986	L4	FORD Tempo
		1987	L4	MERCURY Lynx
		1985-1986	L4	MERCURY Topaz
USEP2024	1988	V6	FORD Thunderbird	
	1987-1988	V6	MERCURY Cougar	
	1986-1988	V8	FORD Thunderbird	
	1985-1987	V8	LINCOLN Continental	
	1986-1987	V8	LINCOLN Mark VII	
	1987-1988	V8	MERCURY Cougar	
USEP2030	1999-2003	L4	CHEVROLET TRUCK Chevy Pickup	
	2004-2005	L4	FIAT Palio	
	2007-2008	L4	FIAT TRUCK Strada Adventure	
	2000-2009	L4	VOLKSWAGEN Pointer	
	2000-2009	L4	VOLKSWAGEN TRUCK Pointer P/U	
USEP2031	1988	L6	FORD E-350 Econoline	
	1988	L6	FORD E-350 Econoline Club Wagon	
	1988	V8	FORD E-350 Econoline	
	1988	V8	FORD E-350 Econoline Club Wagon	
USEP2035	1986	L4	FORD Aerostar	
	1988-1989	L6	FORD F-250	
	1988-1989	L6	FORD F-350	
	1985	V6	FORD LTD	
	1985	V6	MERCURY Marquis	
	1988-1989	V8	FORD F-150	
	1988-1989	V8	FORD F-250	
	1988-1989	V8	FORD F-350	
1985	V8	FORD LTD		
1985	V8	MERCURY Marquis		
USEP2036	1986-1987	L4	FORD Ranger	
	1986-1988	V6	FORD Bronco II	
USEP2042	1995-1996	L4	FORD Escort	
	1987-1990	L4	FORD Taurus	
	1986	L4	MERCURY Sable	
	1994-1995	V6	FORD Sable	
	1988-1992	V6	FORD Taurus	
	1988-1993	V6	LINCOLN Continental	
	1988-1993	V6	MERCURY Sable	
USEP2044	1985-1986	L4	FORD Thunderbird	
	1985-1986	L4	MERCURY Cougar	
	1989-1996	V6	FORD Cougar	
	1989-1995	V6	FORD Thunderbird	
	1995-1997	V6	FORD Windstar	
	1991-1995	V6	FORD TRUCK F150 1/2 ton P/U 2WD	
	1991-1995	V6	FORD TRUCK F150 1/2 ton P/U 4WD	
	1994	V6	FORD TRUCK Windstar	
	1991-1992	V6	MERCURY Cougar	
	1991-1996	V8	FORD Cougar	
	1992	V8	FORD Crown Victoria	
	1991-1993	V8	FORD Thunderbird	
	1988-1992	V8	LINCOLN Mark VII	

** See Applications Guide for Detailed Notes

USMW	Years	Cyl.	Specifications
	1991-1992	V8	LINCOLN Town Car
	1994-1997	V8	MERCURY Cougar
	1992	V8	MERCURY Grand Marquis
USEP2051	1991-1992	V6	FORD Probe
USEP2052	1988-1989	L4	FORD Tempo
	1988-1991	L4	MERCURY Topaz
USEP2054	1985-1987	L4	FORD Ranger
USEP2059	1990-1992	L6	FORD Bronco
	1992-1993	L6	FORD E-150 Econoline
	1992-1993	L6	FORD E-150 Econoline Club Wagon
	1992-1993	L6	FORD E-250 Econoline
	1992-1993	L6	FORD E-350 Econoline
	1992-1993	L6	FORD E-350 Econoline Club Wagon
	1990-1992	L6	FORD F-150
	1990-1992	L6	FORD F-250
	1994	L6	FORD F-250
	1992	L6	FORD F-350
	1995-1996	L6	FORD F-350
	1989-1990	V6	FORD Bronco II
	1995-1996	V6	FORD Explorer
	1997	V6	FORD TRUCK F150 1/2 ton P/U 2WD
	1997	V6	FORD TRUCK F150 1/2 ton P/U 4WD
	1990-1996	V8	FORD Bronco
	1991	V8	FORD E-350 Econoline
	1996	V8	FORD Explorer
	1993-1997	V8	FORD F Super Duty
	1990-1992	V8	FORD F-150
	1993-1997	V8	FORD F-250
	1993-1997	V8	FORD F-350
	1988-1989	V8	FORD F53
	1990-1991	V8	FORD LTD Crown Victoria
	1990	V8	FORD TRUCK F200 3/4 ton P/U 2WD
	1997	V8	FORD TRUCK F250 3/4 ton P/U 2WD
	1997	V8	FORD TRUCK F250 3/4 ton P/U 4WD
	1991-1997	V8	FORD TRUCK F350 1 ton P/U 2WD
	1991-1997	V8	FORD TRUCK F350 1 ton P/U 4WD
	1991-1997	V8	FORD TRUCK P350 Microbus
	1990	V8	LINCOLN Town Car
	1990-1991	V8	MERCURY Grand Marquis
	1997	V8	MERCURY Mountaineer
	1990-1992	L6	FORD Bronco
	1992-1993	L6	FORD E-150 Econoline
	1992-1993	L6	FORD E-150 Econoline Club Wagon
	1992-1993	L6	FORD E-250 Econoline
	1992-1993	L6	FORD E-350 Econoline
	1992-1993	L6	FORD E-350 Econoline Club Wagon
	1990-1996	L6	FORD F-150
	1990-1996	L6	FORD F-250
	1992-1996	L6	FORD F-350
	1989-1990	V6	FORD Bronco II
	1995-1996	V6	FORD Explorer
	1997	V6	FORD TRUCK F150 1/2 ton P/U 2WD
	1997	V6	FORD TRUCK F150 1/2 ton P/U 4WD
	1990-1996	V8	FORD Bronco
	1996	V8	FORD Explorer
	1990-1997	V8	FORD F Super Duty
	1990-1996	V8	FORD F-150
	1990-1997	V8	FORD F-250
	1990-1997	V8	FORD F-350
	1990-1991	V8	FORD LTD Crown Victoria
	1997	V8	FORD TRUCK F250 3/4 ton P/U 2WD
	1997	V8	FORD TRUCK F250 3/4 ton P/U 4WD
	1991-1997	V8	FORD TRUCK F350 1 ton P/U 2WD
	1991-1997	V8	FORD TRUCK F350 1 ton P/U 4WD
	1991-1997	V8	FORD TRUCK P350 Microbus
	1990	V8	LINCOLN Town Car
	1990-1991	V8	MERCURY Grand Marquis
	1997	V8	MERCURY Mountaineer
USEP2060S	1990-1991	L6	FORD E-350 Econoline

USMW	Years	Cyl.	Specifications
	1991-1991	V8	FORD E-350 Econoline
USEP2061	1985-1993	L4	FORD Mustang
	1985-1986	V6	MERCURY Capri
	1986	V8	MERCURY Capri
USEP2063M	1995-1996	V8	FORD F-250
	1995-1996	V8	FORD F-350
	1988-1989	V8	FORD F53
	1995-1996	V8	FORD TRUCK F350 1 ton P/U 2WD
USEP2064MN	1990-1996	L6	FORD F-150
	1990-1996	L6	FORD F-250
	1990-1996	L6	FORD F-350
	1990-1997	V8	FORD F Super Duty
	1993-1996	V8	FORD F-150
	1990-1997	V8	FORD F-250
	1990-1997	V8	FORD F-350
USEP2065	1994-1995	L4	FORD Escort
	1988-1989	L4	FORD Tempo
	1988-1989	L4	MERCURY Topaz
	1991-1996	L4	MERCURY Tracer
USEP2067	1993-1997	V6	MERCURY Villager
	1993-1998	V6	NISSAN Quest
USEP2068	1995	L4	FORD Contour
	1994-1996	L4	FORD Mystique
	1993	L4	FORD Probe
	1996	L4	FORD Probe
	2000-2001	L4	FORD Ranger
	1988-1994	L4	FORD Tempo
	1994	L4	FORD Topaz
	1996	L4	KIA Sportage
	1996-1997	L4	MAZDA 626
	1998-2000	L4	MAZDA B2500
	1996-1997	L4	MAZDA MX-6
	1995-1996	L4	MERCURY Mystique
	1988-1994	L4	MERCURY Topaz
	2000-2001	L4	NISSAN Sentra
	2003	V10	FORD E-450 Super Duty Stripped Chassis
	2003	V10	FORD E-550 Super Duty
	1996	V6	FORD Contour
	2003	V6	FORD E-150 Club Wagon
	1999-2002	V6	FORD E-150 Econoline Club Wagon
	2003	V6	FORD E-250
	1999-2002	V6	FORD E-250 Econoline
	1997	V6	FORD Explorer
	1994	V6	FORD Ghia
	1995-1996	V6	FORD Mystique
	1993	V6	FORD Probe
	1996-1997	V6	FORD Probe
	2000	V6	FORD Ranger
	1994-1995	V6	FORD Sable
	1992-1994	V6	FORD Tempo
	1995	V6	FORD Windstar
	1996-1997	V6	MAZDA 626
	2000	V6	MAZDA B3000
	1999	V6	MAZDA B4000
	1997	V6	MAZDA MX-6
	1996	V6	MERCURY Mystique
	1992-1994	V6	MERCURY Topaz
	1999-2002	V6	NISSAN Quest
	1993-1994	V8	FORD Crown Victoria
	2003	V8	FORD E-150 Club Wagon
	1999	V8	FORD E-150 Econoline
	1999-2002	V8	FORD E-150 Econoline Club Wagon
	2003	V8	FORD E-250
	2003	V8	FORD E-450 Super Duty Stripped Chassis
	1993-1997	V8	FORD Grand Marquis
	2005	V8	FORD TRUCK F250 3/4 ton P/U 2WD
	2003	V8	LINCOLN Aviator
	2002	V8	LINCOLN Blackwood
	1993-1994	V8	LINCOLN Town Car

BUYER'S GUIDE



FUEL PUMP BUYER'S GUIDE



USMW	Years	Cyl.	Specifications
	1993-1994	V8	MERCURY Grand Marquis
USEP2070H	1993-1996	V8	LINCOLN Mark VIII
USEP2071S	1989-1990	L6	FORD E-350 Econoline
	1989-1991	V8	FORD E-350 Econoline
USEP2072S	1993-1995	V6	FORD Taurus
USEP2073	1986	V6	MERCURY Capri
	1985	V8	MERCURY Capri
USEP2074H	1994-1997	L4	FORD Aspire
USEP2075H	1994-1997	L4	FORD Aspire
USEP2076S	1986-1991	L4	FORD Taurus
	1986	L4	MERCURY Sable
	1994-1995	V6	FORD Sable
	1986-1995	V6	FORD Taurus
	1986-1995	V6	MERCURY Sable
USEP2077S	1986-1990	L4	FORD Taurus
	1994	V6	FORD Sable
	1986-1995	V6	FORD Taurus
	1988-1994	V6	LINCOLN Continental
	1986-1995	V6	MERCURY Sable
USEP2078S	1989-1997	L4	FORD Ranger
	1994-1997	L4	MAZDA B2300
	1989-1997	V6	FORD Ranger
	1994-1997	V6	MAZDA B3000
	1994-1997	V6	MAZDA B4000
USEP2079S	1986-1989	L4	FORD Taurus
	1986	L4	MERCURY Sable
	1987-1989	V6	FORD Taurus
	1986-1989	V6	MERCURY Sable
USEP2080S	1986-1987	L4	FORD Aerostar
	1986-1989	V6	FORD Aerostar
USEP2081S	1985-1987	L4	FORD Tempo
	1985-1987	L4	MERCURY Topaz
USEP2082S	1988-1990	L4	FORD Escort
	1987	L4	MERCURY Lynx
USEP2084H	1985-1986	L4	FORD Thunderbird
	1985-1986	L4	MERCURY Cougar
	1988-1992	V8	LINCOLN Mark VII
USEP2085H	1987-1989	V8	LINCOLN Town Car
USEP2087H	1987-1991	V8	FORD Country Squire
	1987-1989	V8	FORD LTD Crown Victoria
	1987-1991	V8	MERCURY Colony Park
	1987-1989	V8	MERCURY Grand Marquis
USEP2088S	1985-1986	V8	FORD F-250
	1985-1986	V8	FORD F-350
USEP2090S	1985-1987	V8	FORD Bronco
USEP2091S	1985-1986	V8	FORD F-250
	1985-1986	V8	FORD F-350
USEP2093S	1985-1986	V8	FORD F-150
	1985-1986	V8	FORD F-250
USEP2095S	1985-1988	L4	FORD Ranger
	1986-1988	V6	FORD Ranger
USEP2096S	1985-1988	L4	FORD Ranger
	1986-1988	V6	FORD Ranger
USEP2097S	1986-1988	V6	FORD Bronco II
USEP2098S	1989-1997	V6	FORD Thunderbird
	1989-1997	V6	MERCURY Cougar
	1991-1994	V8	FORD Cougar
	1991-1997	V8	FORD Thunderbird
	1991-19927	V8	MERCURY Cougar
USEP2099M	1985	V6	FORD Thunderbird
	1985	V6	MERCURY Cougar
	1985	V8	FORD Thunderbird
	1985	V8	MERCURY Cougar
USEP2100H	1986	V6	FORD Thunderbird
	1986	V6	MERCURY Cougar
	1986	V8	FORD Thunderbird
	1985-1986	V8	LINCOLN Continental
	1985-1986	V8	LINCOLN Mark VII
	1986	V8	MERCURY Cougar

USMW	Years	Cyl.	Specifications
USEP2101S	1991-1992	L4	FORD Ghia
	1988-1994	L4	FORD Tempo
	1994	L4	FORD Topaz
	1988-1994	L4	MERCURY Topaz
	1992-1993	V6	FORD Ghia
	1992-1994	V6	FORD Tempo
	1992-1993	V6	FORD Topaz
	1992-1994	V6	MERCURY Topaz
USEP2102S	1987-1989	L6	FORD F-150
	1987-1989	V8	FORD F-150
	1987-1989	V8	FORD F-250
USEP2103S	1987-1989	L6	FORD F-150
	1987-1989	L6	FORD F-250
	1988-1989	L6	FORD F-350
	1987-1989	V8	FORD F-150
	1987-1989	V8	FORD F-250
	1988-1989	V8	FORD F-350
USEP2104S	1987-1989	L6	FORD F-150
	1987-1989	L6	FORD F-250
	1987-1989	L6	FORD F-350
	1987-1989	V8	FORD F-150
	1987-1989	V8	FORD F-250
	1988-1989	V8	FORD F-350
USEP2106S	1990-1997	L4	FORD Ranger
	1995-1997	L4	MAZDA B2300
	1990-1997	V6	FORD Ranger
	1995-1996	V6	MAZDA B3000
	1995-1997	V6	MAZDA B4000
USEP2107S	1989-1997	V6	FORD Aerostar
USEP2108S	1994-1995	V6	FORD Sable
	1990-1995	V6	FORD Taurus
	1990-1995	V6	MERCURY Sable
USEP2110H	1985-1993	L4	FORD Mustang
	1985-1986	V6	FORD Mustang
	1985-1986	V6	MERCURY Capri
	1985-1993	V8	FORD Mustang
	1985-1986	V8	MERCURY Capri
USEP2111	1994-1995	L4	FORD Aspire
	2004-2005	L4	MAZDA Miata
	1990	L4	SUZUKI Samurai
	1994-1995	L4	SUZUKI Samurai
	1992-1995	L4	SUZUKI Sidekick
USEP2113H	1995-1996	V8	FORD Crown Victoria
	1995-1996	V8	LINCOLN Town Car
	1995-1996	V8	MERCURY Grand Marquis
USEP2114H	1993-1997	V6	MERCURY Villager
USEP2115S	1989-1995	V6	FORD Taurus
USEP2116H	1996	V6	FORD Windstar
USEP2117S	1995-1996	L4	FORD Contour
	1995-1996	L4	MERCURY Mystique
	1995-1996	V6	FORD Contour
	1995-1996	V6	MERCURY Mystique
USEP2118H	1995-1997	L4	FORD Probe
	1996-1997	L4	MAZDA 626
	1996-1997	L4	MAZDA MX-6
	1995-1997	V6	FORD Probe
	1996-1997	V6	MAZDA 626
	1996-1997	V6	MAZDA MX-6
USEP2121H	1992	V8	FORD Crown Victoria
	1991-1992	V8	LINCOLN Town Car
	1992	V8	MERCURY Grand Marquis
USEP2122H	1993-1994	V8	FORD Crown Victoria
	1993-1997	V8	FORD Grand Marquis
	1993-1994	V8	LINCOLN Town Car
	1993-1994	V8	MERCURY Grand Marquis
USEP2123S	1990	V8	LINCOLN Town Car
USEP2128S	1985-1986	V8	FORD F-250
	1985-1986	V8	FORD F-350
USEP2131S	1985	V6	FORD LTD

** See Applications Guide for Detailed Notes

USMW	Years	Cyl.	Specifications
	1985	V6	MERCURY Marquis
	1985	V8	FORD LTD
	1985	V8	MERCURY Marquis
USEP2132S	1985	V6	FORD LTD
	1985	V6	MERCURY Marquis
USEP2133S	1987-1991	L6	FORD E-150 Econoline
	1987-1991	L6	FORD E-150 Econoline Club Wagon
	1987-1988	L6	FORD E-250 Econoline
	1987-1988	L6	FORD E-250 Econoline Club Wagon
	1987-1988	L6	FORD E-350 Econoline
	1987-1988	L6	FORD E-350 Econoline Club Wagon
	1986-1991	V8	FORD E-150 Econoline
	1986-1991	V8	FORD E-150 Econoline Club Wagon
	1986-1988	V8	FORD E-250 Econoline
	1985-1988	V8	FORD E-250 Econoline Club Wagon
	1986-1988	V8	FORD E-350 Econoline
	1986-1988	V8	FORD E-350 Econoline Club Wagon
USEP2134S	1986-1987	V8	FORD E-350 Econoline
USEP2135S	1987-1990	L6	FORD E-150 Econoline
	1987-1990	L6	FORD E-150 Econoline Club Wagon
	1987-1990	L6	FORD E-250 Econoline
	1987-1990	L6	FORD E-250 Econoline Club Wagon
	1987-1990	L6	FORD E-350 Econoline
	1987-1990	L6	FORD E-350 Econoline Club Wagon
	1986-1990	V8	FORD E-150 Econoline
	1986-1990	V8	FORD E-150 Econoline Club Wagon
	1986-1990	V8	FORD E-250 Econoline
	1986-1990	V8	FORD E-250 Econoline Club Wagon
	1986-1990	V8	FORD E-350 Econoline
	1986-1990	V8	FORD E-350 Econoline Club Wagon
USEP2136S	1987-1990	L4	FORD Escort
	1987-1988	L4	FORD EXP
	1987	L4	MERCURY Lynx
USEP2141S	1987-1989	L6	FORD Bronco
	1987-1989	V8	FORD Bronco
USEP2143S	1988-1989	L6	FORD F-150
	1988-1989	L6	FORD F-250
	1988-1989	V8	FORD F-150
	1988-1989	V8	FORD F-250
	1988-1989	V8	FORD F-350
USEP2144S	1991-1994	V6	FORD Explorer
	1990	V6	FORD TRUCK Explorer 2WD
USEP2146S	1985-1986	V6	FORD LTD
	1985-1986	V6	MERCURY Marquis
	1985	V8	FORD LTD
	1985	V8	MERCURY Marquis
USEP2147S	1990-1991	L6	FORD E-150 Econoline
	1990-1991	L6	FORD E-150 Econoline Club Wagon
	1990-1991	L6	FORD E-250 Econoline
	1990-1991	L6	FORD E-250 Econoline Club Wagon
	1990-1991	L6	FORD E-350 Econoline
	1990-1991	L6	FORD E-350 Econoline Club Wagon
	1990-1991	V8	FORD E-150 Econoline
	1990-1991	V8	FORD E-150 Econoline Club Wagon
	1990-1991	V8	FORD E-250 Econoline
	1990-1991	V8	FORD E-250 Econoline Club Wagon
	1990-1991	V8	FORD E-350 Econoline
	1990-1991	V8	FORD E-350 Econoline Club Wagon
USEP2148S	1985-1986	V8	FORD F-150
	1985	V8	FORD F-250
USEP2149S	1985-1986	V8	FORD F-150
	1985-1986	V8	FORD F-250
USEP2151H	1991-1996	L4	FORD Escort
	1997	L4	FORD Vagoneta
	1991-1996	L4	MERCURY Tracer
USEP2153M	1996	V6	FORD Taurus
	1996	V6	MERCURY Sable
	1996	V8	FORD Taurus
USEP2154M	1996	V6	FORD Taurus

USMW	Years	Cyl.	Specifications
USEP2155	1988-1989	V6	MERKUR Scorpio
	1988-1989	V6	MERKUR Scorpio
USEP2156H	1993-1995	L4	FORD Probe
	1995	L4	MAZDA 626
	1995	L4	MAZDA MX-6
	1993-1995	V6	FORD Probe
	1995	V6	MAZDA 626
	1995	V6	MAZDA MX-6
USEP2157	1998-2001	L4	FORD Fiesta
	2002	L4	FORD Fiesta Ikon
	2001-2008	L4	FORD Ka
	1997	L4	FORD Mystique
	1999-2002	V6	FORD TRUCK Econoline Wagon
	1999-2001	V6	MAZDA 626
	1998-2002	V8	FORD Grand Marquis
	2000-2005	V8	FORD TRUCK F250 3/4 ton P/U 2WD
	2001-2004	V8	FORD TRUCK F250 3/4 ton P/U 4WD
	2004	V8	LINCOLN Town Car
USEP2158	1999	L4	MINI Cooper
	2001-2003	V6	ACURA CL
	2002-2003	V6	ACURA TL
	1997	V6	FORD E-150 Econoline Club Wagon
	2006-2008	V6	FORD F-150
	2000	V6	FORD Mystique
	1998	V6	FORD TRUCK Explorer 2WD
	1999-2000	V6	MINI Cooper
	1999-2000	V6	MINI Cooper S
	2005-2008	V6	MINI TRUCK Cooper 2WD
	1997	V8	FORD E-150 Econoline
	1998	V8	FORD E-150 Econoline Club Wagon
	1998-2002	V8	FORD Expedition
	1999	V8	FORD Explorer
	1997-2004	V8	FORD F-150
	2008	V8	LINCOLN Mark LT
	1998	V8	LINCOLN Navigator
USEP2159M	1996-1997	V6	FORD Sable
USEP2160H	1996-1997	V8	FORD Mustang
USEP2163H	1997	V8	LINCOLN Town Car
USEP2164H	1997	L4	FORD Escort
	1997	L4	MERCURY Tracer
USEP2164M	1997	L4	FORD Escort
USEP2165M	1997	V8	FORD Taurus
USEP2181S	1995	V6	FORD Explorer
USEP2182	1987-1991	V8	FORD Country Squire
	1985	V8	FORD LTD
	1987-1989	V8	FORD LTD Crown Victoria
	1980	V8	LINCOLN Continental
	1981-1983	V8	LINCOLN Mark VI
	1987-1989	V8	LINCOLN Town Car
	1987-1991	V8	MERCURY Colony Park
	1985	V8	MERCURY Grand Marquis
	1987-1989	V8	MERCURY Grand Marquis
USEP2183M	1997	V6	FORD Taurus
USEP2184M	1997	V6	FORD Sable
USEP2185M	1997	V6	FORD Taurus
	1997	V6	MERCURY Sable
USEP2186M	1995-1996	V8	LINCOLN Continental
USEP2187	1997	V8	LINCOLN Continental
	1997	V8	LINCOLN Continental
USEP2188S	1997-1998	L4	FORD Contour
	1997-1998	L4	MERCURY Mystique
	1997-1998	V6	FORD Contour
	1997	V6	FORD Mystique
	1997-1998	V6	MERCURY Mystique
USEP2190S	1995-2000	V6	FORD Explorer
	1996	V8	FORD Explorer
USEP2191H	1994-1997	V6	FORD Mustang
	1996-1997	V8	FORD Mustang
USEP2192M	1998	V6	FORD Taurus



FUEL PUMP BUYER'S GUIDE



USMW	Years	Cyl.	Specifications
	1998	V6	MERCURY Sable
USEP2194M	1997-1998	V8	LINCOLN Mark VIII
USEP2195	1992	L4	NISSAN/DATSUN Tsuru
USEP2197M	1998	L4	FORD Escort
	1998	L4	MERCURY Tracer
USEP2198M	1998	V6	FORD Taurus
	1998	V6	MERCURY Sable
USEP2199M	1998	V6	FORD Windstar
USEP2200M	1998	V8	FORD Mustang
USEP2201S	1998	V8	FORD Expedition
	1998	V8	LINCOLN Navigator
USEP2204M	1998	V6	FORD Taurus
USEP2206S	1997-1998	V10	FORD E-350 Econoline
	1997-1999	V10	FORD E-350 Econoline Club Wagon
	1997-1999	V10	FORD Econoline Super Duty
	1997-1998	V8	FORD E-150 Econoline
	1997-1999	V8	FORD E-150 Econoline Club Wagon
	1997-1999	V8	FORD E-250 Econoline
	1997-1999	V8	FORD E-350 Econoline
	1997-1999	V8	FORD E-350 Econoline Club Wagon
	1997-1998	V8	FORD Econoline Super Duty
USEP2207S	1998	L4	FORD Ranger
	1998-2000	L4	MAZDA B2500
	1998	V6	FORD Ranger
	1998	V6	MAZDA B3000
USEP2208S	1998	L4	FORD Ranger
	1998	V6	FORD Ranger
USEP2209S	1997	V6	FORD E-150 Econoline
	1997	V6	FORD E-150 Econoline Club Wagon
	1997	V8	FORD E-150 Econoline
	1997	V8	FORD E-150 Econoline Club Wagon
USEP2210S	1997	V6	FORD E-250 Econoline
USEP2213S	1998	V6	FORD E-150 Econoline
	1998	V6	FORD E-150 Econoline Club Wagon
	1997-1998	V6	FORD E-250 Econoline
	1998	V8	FORD E-150 Econoline
	1998	V8	FORD E-150 Econoline Club Wagon
USEP2218M	1998	V6	FORD Mustang
USEP2220M	1992-1996	L6	FORD E-150 Econoline
	1992-1996	L6	FORD E-150 Econoline Club Wagon
	1992-1996	L6	FORD E-250 Econoline
	1992-1993	L6	FORD E-350 Econoline
	1992-1996	L6	FORD E-350 Econoline Club Wagon
	1992-1996	V8	FORD E-150 Econoline
	1992-1996	V8	FORD E-150 Econoline Club Wagon
	1992-1996	V8	FORD E-250 Econoline
	1992-1996	V8	FORD E-350 Econoline
	1992-1996	V8	FORD E-350 Econoline Club Wagon
	1996	V8	FORD Econoline Super Duty
USEP2221S	1997-1998	V6	FORD F-150
	1997-1998	V8	FORD F-150
	1997-1998	V8	FORD F-250
	1997	V8	FORD TRUCK Lobo 2WD
USEP2222S	1997	V8	FORD Crown Victoria
	1997	V8	MERCURY Grand Marquis
USEP2223S	1997-1998	V10	FORD E-350 Econoline
	1997-1998	V10	FORD E-350 Econoline Club Wagon
	1997-1999	V10	FORD Econoline Super Duty
	1997-1998	V8	FORD E-150 Econoline
	1997-1999	V8	FORD E-150 Econoline Club Wagon
	1997-1999	V8	FORD E-250 Econoline
	1997-1999	V8	FORD E-350 Econoline
	1997-1999	V8	FORD E-350 Econoline Club Wagon
	1997-1998	V8	FORD Econoline Super Duty
USEP2224S	1997-1998	V10	FORD E-350 Econoline
	1997-1999	V10	FORD E-350 Econoline Club Wagon
	1997-1999	V10	FORD Econoline Super Duty
	1997-1998	V8	FORD E-150 Econoline
	1997-1998	V8	FORD E-150 Econoline Club Wagon

USMW	Years	Cyl.	Specifications
	1997-1999	V8	FORD E-250 Econoline
	1997-1999	V8	FORD E-350 Econoline
	1997-1999	V8	FORD E-350 Econoline Club Wagon
	1997-1998	V8	FORD Econoline Super Duty
USEP2226	2002-2006	L4	FORD Fiesta
	2003-2005	L4	FORD Fiesta Ikon
	2001-2005	L4	FORD Mondeo
	1999-2001	L4	FORD Ranger
	2006	L4	FORD TRUCK Courier
	2004-2006	L4	FORD TRUCK EcoSport
	1999-2001	V10	FORD F-250 Super Duty
	1999-2001	V10	FORD F-350 Super Duty
	1999-2001	V10	FORD F-450 Super Duty
	1999-2001	V10	FORD F-550 Super Duty
	1997-1999	V6	FORD Contour
	1997	V6	FORD Explorer
	1999-2001	V6	FORD Explorer
	2002-2005	V6	FORD Mondeo
	2001	V6	FORD Mondeo Trend
	1997-1999	V6	FORD Mystique
	1999-2000	V6	FORD Ranger
	1999	V8	FORD Expedition
	2001-2002	V8	FORD Expedition
	1998	V8	FORD Explorer
	2000-2001	V8	FORD Explorer
	1999-2002	V8	FORD TRUCK Econoline Wagon
USEP2227S	1998-1999	L4	FORD Contour
	1999	L4	MERCURY Cougar
	1998-1999	L4	MERCURY Mystique
	1999	V6	FORD Contour
	1999	V6	MERCURY Cougar
	1999	V6	MERCURY Mystique
USEP2229	2007-2009	L4	FORD Focus Ambiente
USEP2230	2008	L4	FORD Focus Ambiente
	1999-2004	V10	FORD F-250 Super Duty
	1999-2004	V10	FORD F-350 Super Duty
	2002	V10	FORD F-450 Super Duty
	1999-2004	V8	FORD F-250 Super Duty
	1999-2004	V8	FORD F-350 Super Duty
USEP2231	2009	L4	FORD Focus Ambiente
USEP2232	2007-2008	L4	FORD Focus Sport
USEP2233	2008	L4	FORD Focus Sport
	1999	V8	FORD TRUCK F350 1 ton P/U 2WD
USEP2234	2009	L4	FORD Focus Sport
	2001-2002	V10	FORD F-450 Super Duty
	2003	V10	FORD F-550 Super Duty
	2002	V8	FORD F-350 Super Duty
	2000	V8	FORD TRUCK F350 1 ton P/U 2WD
USEP2235	2007-2009	L5	FORD Focus ST
USEP2236	2008	L5	FORD Focus ST
	2003	V8	FORD E-350 Club Wagon
	1998	V8	FORD E-350 Econoline
	1999-2002	V8	FORD E-350 Econoline Club Wagon
	2000-2001	V8	FORD E-450 Econoline Super Duty Stripped
	2003	V8	FORD E-450 Super Duty Stripped Chassis
	2002	V8	FORD E-550 Econoline Super Duty
	2003	V8	FORD E-550 Super Duty
	1998-1999	V8	FORD Econoline Super Duty
	2000-2003	V8	FORD Excursion
	1999-2003	V8	FORD F-250 Super Duty
	1999-2003	V8	FORD F-350 Super Duty
	1999-2003	V8	FORD F-450 Super Duty
	1999-2003	V8	FORD F-550 Super Duty
USEP2237	2009	L5	FORD Focus ST
	1999-2003	V6	FORD F-150
	1999-2003	V8	FORD F-150
	2004	V8	FORD F-150 Heritage
	1999	V8	FORD F-250
	2000-2005	V8	FORD TRUCK F250 3/4 ton P/U 2WD

** See Applications Guide for Detailed Notes

USMW	Years	Cyl.	Specifications
	2001	V8	FORD TRUCK F250 3/4 ton P/U 4WD
	1999-2002	V8	FORD TRUCK Lobo 2WD
	2002	V8	FORD TRUCK Lobo 4WD
USEP2238	1996	V6	FORD Sable
	2003	V10	FORD F-450 Super Duty
USEP2239	2000	V6	FORD Sable
	1999-2002	V6	FORD E-250 Econoline
USEP2240	2001-2004	L4	FORD TRUCK Courier
USEP2241	2002	L4	FORD TRUCK Courier
	2003	V6	FORD E-150 Club Wagon
	1999-2002	V6	FORD E-150 Econoline Club Wagon
	2003	V6	FORD E-250
	1999-2002	V6	FORD E-250 Econoline
	2003	V8	FORD E-150 Club Wagon
	1999	V8	FORD E-150 Econoline
	1999-2002	V8	FORD E-150 Econoline Club Wagon
	2003	V8	FORD E-250
USEP2242	2003	L4	FORD TRUCK Courier
	1999	V6	FORD Taurus
USEP2243	2004	L4	FORD TRUCK Courier
	1999	V6	FORD Sable
	1999	V6	FORD Taurus
	1999	V6	MERCURY Sable
USEP2244	2005	L4	FORD TRUCK Courier
	1999-2000	V6	FORD Mustang
	1999-2000	V8	FORD Mustang
USEP2245	1999-2000	V8	FORD TRUCK F350 1 ton P/U 2WD
	1999-2001	V10	FORD F-250 Super Duty
	1999-2001	V10	FORD F-350 Super Duty
	1999-2001	V10	FORD F-450 Super Duty
	1999-2001	V10	FORD F-550 Super Duty
USEP2246M	1999-2003	L4	FORD Escort
	1999	L4	MERCURY Tracer
USEP2247M	1990-1997	V8	FORD F53
USEP2248M	1999-2000	V6	FORD Windstar
USEP2249M	1999-2002	V8	LINCOLN Continental
USEP2252S	1998-2002	V8	FORD Expedition
USEP2253S	1999-2002	V8	LINCOLN Navigator
USEP2254	1999	V8	LINCOLN Navigator
	2001	V8	LINCOLN Navigator
USEP2258	1999-2001	V6	FORD Ranger
	1999-2000	V6	MAZDA B3000
USEP2261S	1999	L4	FORD Ranger
	1999	V6	FORD Ranger
USEP2264M	1998-1999	V8	FORD Taurus
USEP2265S	1999	V8	FORD F-150
USEP2266S	1997-1998	V6	FORD Explorer
	1998	V6	MERCURY Mountaineer
	1997-1998	V8	FORD Explorer
	1997-1998	V8	MERCURY Mountaineer
USEP2267S	2000	V6	FORD Ranger
USEP2269S	2000-2001	L4	FORD Ranger
	2001	L4	MAZDA B2500
	2000	V6	FORD Ranger
USEP2270S	2000-2001	L4	FORD Ranger
	2000	V6	FORD Ranger
USEP2272S	1998-2000	V8	FORD Crown Victoria
	1998-2000	V8	LINCOLN Town Car
	1998-2000	V8	MERCURY Grand Marquis
USEP2274M	2000-2002	V6	LINCOLN LS
	2000-2002	V8	LINCOLN LS
USEP2277S	2004	V6	FORD Ranger
USEP2278S	2000-2001	L4	FORD Ranger
	2000	V6	FORD Ranger
USEP2280M	2000-2004	V8	FORD F-250 Super Duty
	2000-2004	V8	FORD F-350 Super Duty
USEP2281M	2003	V10	FORD F-450 Super Duty
	2003	V10	FORD F-550 Super Duty
	2003	V8	FORD F-350 Super Duty

USMW	Years	Cyl.	Specifications
	2000	V8	FORD TRUCK F350 1 ton P/U 2WD
USEP2282M	1992-1996	L6	FORD E-150 Econoline
	1992-1996	L6	FORD E-150 Econoline Club Wagon
	1992-1996	L6	FORD E-250 Econoline
	1992-1996	L6	FORD E-350 Econoline
	1992-1996	L6	FORD E-350 Econoline Club Wagon
	1992-1996	V8	FORD E-150 Econoline
	1992-1996	V8	FORD E-150 Econoline Club Wagon
	1992-1996	V8	FORD E-250 Econoline
	1992-1996	V8	FORD E-350 Econoline
	1992-1996	V8	FORD E-350 Econoline Club Wagon
	1996	V8	FORD Econoline Super Duty
USEP2283M	2000	V6	FORD Taurus
	2000	V6	MERCURY Sable
USEP2284	1992-1996	L6	FORD E-150 Econoline
	1992-1996	L6	FORD E-150 Econoline Club Wagon
	1992-1994	L6	FORD E-250 Econoline
	1992-1994	L6	FORD E-350 Econoline
	1992-1994	L6	FORD E-350 Econoline Club Wagon
	1998-1999	V6	FORD Sable
	1999-2000	V6	FORD Windstar
	1998-1999	V6	MERCURY Sable
	1992-1996	V8	FORD E-150 Econoline
	1992-1996	V8	FORD E-150 Econoline Club Wagon
	1995-1996	V8	FORD E-250 Econoline
	1995-1996	V8	FORD E-350 Econoline
	1992-1994	V8	FORD E-350 Econoline Club Wagon
	1996	V8	FORD Econoline Super Duty
	1999-2002	V8	FORD TRUCK Econoline Wagon
	2000	V8	FORD TRUCK F350 1 ton P/U 2WD
	1997-2005	V8	FORD TRUCK Lobo 2WD
	1998-2004	V8	FORD TRUCK Lobo 4WD
USEP2285M	2000-2003	V6	FORD Taurus
USEP2286S	2000-2002	V10	FORD E-350 Econoline Club Wagon
	2002	V10	FORD E-450 Econoline Super Duty
	2000-2001	V10	FORD E-450 Econoline Super Duty Stripped
	2003	V10	FORD E-450 Super Duty Stripped Chassis
	2002	V10	FORD E-550 Econoline Super Duty
	2000-2002	V8	FORD E-150 Econoline Club Wagon
	2000-2002	V8	FORD E-250 Econoline
	2000-2002	V8	FORD E-350 Econoline Club Wagon
	2000-2002	V8	FORD E-450 Econoline Super Duty Stripped
	2003	V8	FORD E-450 Super Duty Stripped Chassis
USEP2287M	2000-2005	V10	FORD Excursion
	2000-2005	V8	FORD Excursion
USEP2288M	2000-2005	V10	FORD Excursion
	2000-2005	V8	FORD Excursion
USEP2290	2001-2002	V6	FORD Windstar
	2001-2003	V6	FORD Windstar
USEP2291	2001-2004	L4	FORD Escape
	2001-2004	L4	MAZDA Tribute
	2001-2004	V6	FORD Escape
	2002-2003	V6	MAZDA Tribute
	2001-2004	L4	FORD Escape
	2001-2004	L4	MAZDA Tribute
	2001-2004	V6	FORD Escape
	2001-2004	V6	MAZDA Tribute
USEP2293	2005-2006	L4	FORD Ranger
	2012	L4	FORD TRUCK Ranger XL 2WD
	2012	L4	FORD TRUCK Ranger XLT 2WD
	2002-2004	L4	MAZDA B2300
	2005-2006	V6	FORD Ranger
	2001-2003	V6	MAZDA B3000
	2001-2003	V6	MAZDA B4000
	2006-2008	V8	FORD TRUCK Lobo 2WD
	2001-2003	L4	FORD Ranger
	2001-2004	L4	MAZDA B2300
	2001-2003	V6	FORD Ranger
	2001-2004	V6	MAZDA B3000

BUYER'S GUIDE

USMW	Years	Cyl.	Specifications
	2001-2003	V6	MAZDA B4000
USEP2294M	2001	V6	FORD Sable
	2001	V6	MERCURY Sable
USEP2295M	2001-2003	L4	FORD Ranger
	2001-2003	V6	FORD Ranger
USEP2296S	2001	V6	FORD Explorer
	1999-2001	V6	MERCURY Mountaineer
	2000-2001	V8	FORD Explorer
	1999-2001	V8	MERCURY Mountaineer
USEP2297S	1999-2002	V8	FORD Expedition
USEP2299M	2000	L4	FORD Focus
USEP2301M	2001-2004	V6	FORD Mustang
	2001-2004	V8	FORD Mustang
USEP2303	1996-1997	V6	FORD Sable
	1997	V6	FORD Taurus
	1997	V6	MERCURY Sable
	1996	V8	FORD Taurus
USEP2305	1998	V6	FORD Taurus
	1998	V6	MERCURY Sable
USEP2306	1998-1999	V8	FORD Taurus
USEP2308	1998	V6	FORD Windstar
USEP2312	2000-2003	V8	FORD F-250 Super Duty
	1999-2003	V8	FORD F-350 Super Duty
	2004	V8	FORD TRUCK F250 3/4 ton P/U 2WD
USEP2313M	2002	V6	FORD Sable
	2003	V6	FORD Taurus
	2002-2003	V6	MERCURY Sable
USEP2314	2008	L4	FORD Escape
	2008-2009	L4	FORD Fiesta
	2010	L4	FORD Fiesta First
	2005-2006	L4	FORD Focus
	2006-2008	L4	MERCURY Mariner
	1999	V10	FORD F-250 Super Duty
	2008-2010	V10	FORD F-250 Super Duty
	2008-2010	V10	FORD F-350 Super Duty
	1999	V10	FORD F-450 Super Duty
	2008	V10	FORD F-450 Super Duty
	2010	V10	FORD F-450 Super Duty
	2008	V6	FORD Escape
	2002	V6	FORD Sable
	2004-2005	V6	FORD Taurus
	2000-2002	V6	JAGUAR S-Type
	2005	V6	MERCURY Mariner
	2008	V6	MERCURY Mariner
	2004-2005	V6	MERCURY Sable
	2008-2010	V8	FORD F-250 Super Duty
	2008-2010	V8	FORD F-350 Super Duty
	2002	V8	FORD Thunderbird
	2009	V8	FORD TRUCK F250 3/4 ton P/U 2WD
	2009	V8	FORD TRUCK F250 3/4 ton P/U 4WD
	2000	V8	FORD TRUCK F350 1 ton P/U 2WD
	2009	V8	FORD TRUCK Lobo 2WD
	2008-2009	V8	FORD TRUCK Lobo 4WD
	2000-2002	V8	JAGUAR S-Type
USEP2315	1986	L4	FORD Escort
	1986	L4	FORD EXP
	1986	L4	MERCURY Lynx
USEP2316S	2002	V8	LINCOLN Blackwood
USEP2318	2000-2003	V10	FORD Excursion
	2005	V10	FORD Excursion
	2000-2003	V8	FORD Excursion
	2005	V8	FORD Excursion
	1999-2003	V8	FORD F-250 Super Duty
	1999-2003	V8	FORD F-350 Super Duty
	2004	V8	FORD TRUCK F250 3/4 ton P/U 2WD
	2003	V8	FORD TRUCK Lobo Harley-D
USEP2319	1999-2002	V6	MERCURY Villager
USEP2322M	2002	V8	FORD Thunderbird
USEP2324	1985	L6	LINCOLN Continental

USMW	Years	Cyl.	Specifications
	1985	L6	LINCOLN Mark VII
	1987	V6	BMW 524TD
USEP2325M	2002	L4	FORD Focus
USEP2326M	2003-2004	L4	FORD Focus
USEP2329M	2001	V6	MERCURY Sable
USEP2330M	2003	V6	MERCURY Sable
USEP2332S	2001-2002	V6	FORD Explorer
USEP2333	2002	V6	FORD Explorer
	2002	V6	FORD Explorer Sport Trac
USEP2336S	2003	V8	FORD Crown Victoria
	2003-2004	V8	FORD Grand Marquis
	2003	V8	LINCOLN Town Car
	2003-2004	V8	MERCURY Grand Marquis
	2003-2004	V8	MERCURY Marauder
USEP2337	2006-2008	V8	FORD Crown Victoria
	2003-2004	V8	FORD Grand Marquis
	2003-2005	V8	FORD Thunderbird
	1999-2002	V8	FORD TRUCK Econoline Wagon
	2006-2008	V8	LINCOLN Town Car
	2006-2008	V8	MERCURY Grand Marquis
	2003-2004	V8	MERCURY Marauder
USEP2339	2002	V6	FORD Explorer
	2002	V6	MERCURY Mountaineer
	2002	V8	FORD Explorer
	2002	V8	MERCURY Mountaineer
USEP2340	2006-2009	V8	FORD E-350 Super Duty
	2004-2007	V8	FORD E-450 Super Duty
	2004-2005	V8	FORD Excursion
	2003-2005	V8	FORD F-250 Super Duty
	2003-2004	V8	FORD F-350 Super Duty
	2006-2007	V8	FORD F-350 Super Duty
	2006-2007	V8	FORD F-450 Super Duty
	2006-2007	V8	FORD F-550 Super Duty
USEP2341S	2003	V6	FORD E-150 Club Wagon
	2003	V6	FORD E-250
	2003	V8	FORD E-150 Club Wagon
	2003	V8	FORD E-250
USEP2343S	2003	V10	FORD E-450 Super Duty Stripped Chassis
	2003	V8	FORD E-450 Super Duty Stripped Chassis
USEP2348M	2002	V6	FORD Explorer
	2002-2003	V6	FORD Explorer Sport Trac
USEP2351M	2003	V6	FORD Explorer
USEP2352M	2002	V6	MERCURY Mountaineer
USEP2353M	2002-2003	V6	FORD Explorer
USEP2354M	2003-2005	V8	LINCOLN Aviator
USEP2356M	2004-2006	L4	FORD Ranger
	2005-2006	V6	FORD Ranger
USEP2357M	2006	L4	MAZDA B2300
USEP2358M	2003-2005	V6	FORD Explorer Sport Trac
USEP2359M	2004-2005	V8	FORD Explorer
	2004-2005	V8	MERCURY Mountaineer
USEP2360M	2003-2005	V8	FORD Expedition
USEP2361M	2003-2004	V8	FORD Expedition
USEP2362M	2003-2004	V8	LINCOLN Navigator
USEP2363M	2004-2006	L4	FORD Ranger
	2006	L4	MAZDA B2300
	2004-2006	V6	FORD Ranger
	2006	V6	MAZDA B3000
	2004-2006	V6	MAZDA B4000
USEP2364	1997-1999	L4	CHEVROLET Joy
	1997-1999	L4	CHEVROLET Monza
	1997-2002	L4	CHEVROLET Pop
	1997-1999	L4	CHEVROLET Swing
	2004-2008	V10	FORD E-350 Super Duty
	2004-2008	V10	FORD E-450 Super Duty
	2006	V10	FORD F-250 Super Duty
	2006	V10	FORD F-350 Super Duty
	2006-2008	V8	FORD E-150
	2004-2005	V8	FORD E-150 Club Wagon

USMW	Years	Cyl.	Specifications
	2004-2008	V8	FORD E-250
	2004-2005	V8	FORD E-250 Super Duty
	2004-2008	V8	FORD E-350 Super Duty
	2004-2008	V8	FORD E-450 Super Duty
	2006	V8	FORD F-250 Super Duty
	2006	V8	FORD F-350 Super Duty
USEP2365S	2006-2008	V10	FORD E-350 Super Duty
	2006-2008	V10	FORD E-450 Super Duty
	2006-2008	V8	FORD E-150
	2005-2008	V8	FORD E-250
	2006-2008	V8	FORD E-350 Super Duty
	2006-2008	V8	FORD E-450 Super Duty
USEP2366	2006-2007	V10	FORD F-250 Super Duty
	2006-2007	V10	FORD F-350 Super Duty
	2005-2007	V10	FORD F-450 Super Duty
	2005-2007	V10	FORD F-550 Super Duty
	2006-2007	V8	FORD F-250 Super Duty
	2006-2007	V8	FORD F-350 Super Duty
	2006	V8	FORD TRUCK Lobo 2WD
	2003	V8	FORD TRUCK Lobo Harley-D
USEP2368M	2003-2004	L4	FORD Focus
USEP2369	2003-2004	L4	FORD Focus
USEP2372	1999	L4	FORD Contour
	1999	L4	MERCURY Cougar
	1999	L4	MERCURY Mystique
	1999	V6	FORD Contour
	1999	V6	MERCURY Cougar
	1999	V6	MERCURY Mystique
USEP2373	1997-1998	L4	FORD Contour
	1997-1998	L4	MERCURY Mystique
	1997-1998	V6	FORD Contour
	1997	V6	FORD Mystique
	1997-1998	V6	MERCURY Mystique
USEP2374	1999-2000	V8	FORD Crown Victoria
	1997	V8	LINCOLN Town Car
	1998-2000	V8	MERCURY Grand Marquis
USEP2375	1997	V8	FORD Crown Victoria
	2001-2002	V8	LINCOLN Town Car
USEP2376	1999	V8	FORD E-150 Econoline
	1999-2002	V8	FORD E-150 Econoline Club Wagon
USEP2377	2000-2002	V10	FORD E-350 Econoline Club Wagon
	2006-2008	V10	FORD E-350 Super Duty
	2002	V10	FORD E-450 Econoline Super Duty
	2000-2001	V10	FORD E-450 Econoline Super Duty Stripped
	2004-2007	V10	FORD E-450 Super Duty
	2002	V10	FORD E-550 Econoline Super Duty
	2006	V10	FORD F-250 Super Duty
	2006	V10	FORD F-350 Super Duty
	2001	V6	FORD Explorer
	1999-2003	V6	FORD F-150
	2004	V6	FORD F-150 Heritage
	1998-2000	V6	MERCURY Mountaineer
	2006-2008	V8	FORD E-150
	2004-2005	V8	FORD E-150 Club Wagon
	2000-2002	V8	FORD E-150 Econoline Club Wagon
	2006-2008	V8	FORD E-250
	2000-2002	V8	FORD E-250 Econoline
	2005	V8	FORD E-250 Super Duty
	2000-2002	V8	FORD E-350 Econoline Club Wagon
	2006-2008	V8	FORD E-350 Super Duty
	2000-2002	V8	FORD E-450 Econoline Super Duty Stripped
	2006-2007	V8	FORD E-450 Super Duty
	2001	V8	FORD Explorer
	1999-2000	V8	FORD F-150
	2002-2003	V8	FORD F-150
	2004	V8	FORD F-150 Heritage
	1999	V8	FORD F-250
	2006	V8	FORD F-250 Super Duty
	2006	V8	FORD F-350 Super Duty

USMW	Years	Cyl.	Specifications
	1999-2002	V8	FORD TRUCK Econoline Wagon
	2005-2008	V8	FORD TRUCK F250 3/4 ton P/U 4WD
	1998-2000	V8	MERCURY Mountaineer
USEP2378	1995	V8	FORD Crown Victoria
	1995-1996	V8	LINCOLN Town Car
	1996	V8	MERCURY Grand Marquis
USEP2379	1997-1998	V10	FORD E-350 Econoline
	1997-1998	V10	FORD E-350 Econoline Club Wagon
	1997-1999	V10	FORD Econoline Super Duty
	1997	V6	FORD E-150 Econoline
	1997	V6	FORD E-150 Econoline Club Wagon
	1997	V6	FORD E-250 Econoline
	1996-2000	V6	FORD Explorer
	1997	V6	FORD F-150
	1997	V8	FORD E-150 Econoline
	1997	V8	FORD E-150 Econoline Club Wagon
	1999	V8	FORD E-150 Econoline Club Wagon
	1997-1999	V8	FORD E-250 Econoline
	1997-1999	V8	FORD E-350 Econoline
	1997-1998	V8	FORD E-350 Econoline Club Wagon
	1997-1998	V8	FORD Econoline Super Duty
	1996	V8	FORD Explorer
	1998	V8	FORD F-150
	1998	V8	FORD F-250
USEP2380	1997	V6	FORD E-150 Econoline
	1998	V8	FORD E-350 Econoline Club Wagon
USEP2383M	2004-2005	V6	FORD Freestar
	2004-2005	V6	MERCURY Monterey
USEP2386	2007	L4	FORD Escape
	2003-2004	L4	FORD Focus
	2007	L4	MERCURY Mariner
	2006-2007	V10	FORD F-250 Super Duty
	2006-2007	V10	FORD F-350 Super Duty
	2005-2007	V10	FORD F-450 Super Duty
	2005-2007	V10	FORD F-550 Super Duty
	2007	V6	FORD Escape
	2004-2005	V6	FORD Freestar
	2007	V6	MERCURY Mariner
	2005	V6	MERCURY Monterey
	2006-2007	V8	FORD F-250 Super Duty
	2006-2007	V8	FORD F-350 Super Duty
USEP2388M	2003-2005	V6	LINCOLN LS
	2003-2005	V8	LINCOLN LS
USEP2434M	2005-2008	V6	FORD F-150
	2004-2008	V8	FORD F-150
	2006-2008	V8	FORD TRUCK F250 3/4 ton P/U 2WD
	2006-2008	V8	FORD TRUCK F250 3/4 ton P/U 4WD
	2006-2008	V8	FORD TRUCK Lobo 2WD
	2008	V8	LINCOLN Mark LT
USEP2435M	2004-2007	V6	FORD Taurus
	2004-2005	V6	MERCURY Sable
USEP2436M	2007-2008	V6	FORD F-150
	2004-2008	V8	FORD F-150
	2006-2008	V8	LINCOLN Mark LT
USEP2437S	2004-2008	V10	FORD E-350 Super Duty
	2004-2008	V10	FORD E-450 Super Duty
	2006-2008	V8	FORD E-150
	2004-2005	V8	FORD E-150 Club Wagon
	2004-2008	V8	FORD E-250
	2004-2005	V8	FORD E-250 Super Duty
	2004-2008	V8	FORD E-350 Super Duty
	2004-2008	V8	FORD E-450 Super Duty
USEP2439M	2004-2005	V6	FORD Explorer
	2004-2005	V6	MERCURY Mountaineer
USEP2440M	2005-2007	L4	FORD Escape
	2005-2007	L4	MERCURY Mariner
	2005-2007	V6	FORD Escape
	2005-2007	V6	MERCURY Mariner
USEP2441M	2005-2008	V6	FORD F-150

BUYER'S GUIDE

USMW	Years	Cyl.	Specifications
	2005-2008	V8	FORD F-150
	2006-2008	V8	FORD TRUCK F250 3/4 ton P/U 2WD
	2006-2008	V8	FORD TRUCK F250 3/4 ton P/U 4WD
	2008	V8	LINCOLN Mark LT
USEP2442M	2005-2007	V10	FORD F-250 Super Duty
	2005-2007	V10	FORD F-350 Super Duty
	2005-2007	V10	FORD F-450 Super Duty
	2005-2007	V10	FORD F-550 Super Duty
	2005-2007	V8	FORD F-250 Super Duty
	2005-2007	V8	FORD F-350 Super Duty
	2006	V8	FORD TRUCK Lobo 2WD
USEP2443M	2005-2007	V8	FORD Expedition
	2005-2006	V8	LINCOLN Navigator
USEP2447	2001	V6	FORD Sable
USEP2448	2000-2001	L4	FORD Focus
USEP2449S	2005-2008	V8	FORD Crown Victoria
	2005-2008	V8	LINCOLN Town Car
	2005-2008	V8	MERCURY Grand Marquis
USEP2453M	2005-2007	L4	FORD Escape
	2005-2007	L4	MERCURY Mariner
	2006-2007	V6	FORD Escape
	2005-2007	V6	MERCURY Mariner
USEP2454M	2006-2009	V6	FORD Explorer
	2007-2008	V6	FORD Explorer Sport Trac
	2006-2009	V6	MERCURY Mountaineer
	2006-2009	V8	FORD Explorer
	2007-2009	V8	FORD Explorer Sport Trac
	2006-2009	V8	MERCURY Mountaineer
USEP2455M	2004-2006	V6	FORD Taurus
	2004-2005	V6	MERCURY Sable
USEP2457M	2005	V6	FORD Mustang
	2005	V8	FORD Mustang
USEP2458M	2006	V6	FORD Fusion
	2006	V6	LINCOLN Zephyr
	2006	V6	MERCURY Milan
USEP2459M	2006-2007	L4	FORD Fusion
	2006-2007	L4	MERCURY Milan
USEP2465M	2005-2007	V6	FORD Freestyle
USEP2466M	2006-2007	V6	FORD Freestar
	2006-2007	V6	MERCURY Monterey
USEP2467M	2005-2007	V6	FORD Five Hundred
	2005-2007	V6	MERCURY Montego
USEP2471	2006-2007	L4	FORD Fiesta Ikon
USEP2484	1985-1989	L4	MERKUR XR4Ti
	1988-1989	L6	FORD Bronco
	1991	L6	FORD E-350 Econoline
	1988-1989	L6	FORD F-150
	1988-1989	L6	FORD F-250
	1985-1987	V8	FORD Bronco
	1991	V8	FORD E-350 Econoline
	1985	V8	FORD E-350 Econoline Club Wagon
	1988-1989	V8	FORD F-150
	1985-1989	V8	FORD F-250
	1985-1989	V8	FORD F-350
	1985	V8	LINCOLN Town Car
	1986	V8	MERCURY Grand Marquis
USEP2486	1986-1989	L4	CHRYSLER Dart
	1984	L4	CHRYSLER Lebaron K
	1983-1989	L4	DODGE Dart K
	1983-1988	L4	DODGE Magnum K
	1988-1990	L4	DODGE Shadow
	1982-1988	L4	PLYMOUTH Volare K
USEP2487	1985	L4	VOLVO 244
	1985	L4	VOLVO 245
	1989-1990	L4	VOLVO 740
	1991	L4	VOLVO 940
USEP2497	2001	V6	FORD Sable
	2004-2005	V6	FORD Taurus
	2003-2005	V6	MERCURY Sable

USMW	Years	Cyl.	Specifications
USEP2501M	2006-2007	V8	FORD F-150
USEP2515	2004-2005	V10	FORD E-350 Super Duty
	2007-2008	V10	FORD E-350 Super Duty
	2004-2006	V10	FORD E-450 Super Duty
	2007-2008	V8	FORD E-150
	2005	V8	FORD E-150 Club Wagon
	2007-2008	V8	FORD E-250
	2005	V8	FORD E-250 Super Duty
	2007-2008	V8	FORD E-350 Super Duty
	2008	V8	FORD E-450 Super Duty
USEP2518	2008-2009	L4	DODGE Avenger
	2013	L4	DODGE Avenger GTS
	2010-2011	L4	DODGE Avenger SE
	2011	L4	DODGE Avenger SXT
	2011	L4	DODGE TRUCK Journey SE
	2011	L4	DODGE TRUCK Journey SXT
	2010-2013	L4	JEEP Patriot 2WD
	2011	V6	DODGE TRUCK Journey R/T
	2012-2014	V6	DODGE TRUCK Journey R/T 2WD
	2011	V6	DODGE TRUCK Journey SXT
	2012	V6	DODGE TRUCK Journey SXT 2WD
	2010	V6	FORD Fusion
	2011-2012	V6	FORD Fusion SE
	2011-2012	V6	FORD Fusion SEL
	2010	V6	JEEP Wrangler Unlimited X 2WD
	2012	V6	JEEP Wrangler Unltd Altit. 4WD
	2012	V6	JEEP Wrangler Unltd Mount. 4WD
	2010	V6	JEEP Wrangler X 4WD
	2010	V8	FORD TRUCK Explorer XLT 2WD
USEP2522	2005-2007	V6	FORD Five Hundred
	2006-2007	V6	MERCURY Montego
USEP2537M	2004-2006	L4	FORD Ranger
	2004-2006	V6	FORD Ranger
USEP3044	1981-1984	L4	VOLVO 242
	1985	L4	VOLVO 244
	1985	L4	VOLVO 245
	1981	V6	VOLVO 262
	1981-1982	V6	VOLVO 264
	1981	V6	VOLVO 265
USEP3073	1985	V6	BUICK Electra
	1985	V6	CADILLAC DeVille
	1985	V6	CADILLAC Fleetwood
	1985	V6	OLDSMOBILE 98
USEP3076	1985	V6	BUICK Century
	1985	V6	BUICK Electra
	1985	V6	CADILLAC DeVille
	1985	V6	CADILLAC Fleetwood
	1985	V6	CHEVROLET Celebrity
	1985	V6	OLDSMOBILE 98
	1985	V6	OLDSMOBILE Cutlass Ciera
	1985	V6	PONTIAC 6000
	1985	V8	BUICK Electra
	1985	V8	BUICK LeSabre
	1985	V8	BUICK Regal
	1985	V8	BUICK Riviera
	1985	V8	CADILLAC Eldorado
	1985	V8	CADILLAC Fleetwood
	1985	V8	CADILLAC Seville
	1985	V8	CHEVROLET Caprice
	1985	V8	CHEVROLET Impala
	1985	V8	OLDSMOBILE Custom Cruiser
	1985	V8	OLDSMOBILE Cutlass Salon
	1985	V8	OLDSMOBILE Cutlass Supreme
	1985	V8	OLDSMOBILE Delta 88
	1985	V8	OLDSMOBILE Toronado
	1985	V8	PONTIAC Parisienne
USEP3111	1985	V6	BUICK Century
USEP3158	1988-1993	V8	CHEVROLET C1500
	1988-1993	V8	CHEVROLET C2500

USMW	Years	Cyl.	Specifications
	1992-1993	V8	CHEVROLET C3500
	1988-1993	V8	CHEVROLET K1500
	1992-1993	V8	CHEVROLET K2500
	1992-1993	V8	CHEVROLET K3500
	1988	V8	CHEVROLET R30
	1988	V8	CHEVROLET V30
	1988-1993	V8	GMC C1500
	1992-1993	V8	GMC C2500
	1992-1993	V8	GMC C3500
	1988	V8	GMC G2500
	1988	V8	GMC G3500
	1988-1993	V8	GMC K1500
	1992-1993	V8	GMC K2500
	1988-1991	V8	GMC K3500
	1988	V8	GMC P2500
	1988	V8	GMC P3500
	1988	V8	GMC R3500
	1988	V8	GMC V3500
USEP3210	1996	V6	BUICK Regal
	1990	V6	PONTIAC 6000
	1989	V6	PONTIAC Firebird
	1990	V6	PONTIAC Grand Prix
	1995	V8	CADILLAC Fleetwood
	1985-1992	V8	CHEVROLET Camaro
	1995-1996	V8	CHEVROLET Caprice
	1985-1989	V8	CHEVROLET Corvette
	1990-1992	V8	PONTIAC Firebird
	1988	V8	PONTIAC Firebird
USEP3211	1986-1987	V6	BUICK Regal
	1985	V6	BUICK Riviera
	1986	V6	PONTIAC Bonneville
USEP3212	1989-1992	L4	BUICK Century
	1989	L4	BUICK Skyhawk
	1988-1991	L4	BUICK Skylark
	1991	L4	CHEVROLET Beretta
	1987-1988	L4	CHEVROLET Cavalier
	1990-1991	L4	CHEVROLET Cavalier
	1989-1990	L4	CHEVROLET Celebrity
	1991	L4	CHEVROLET Corsica
	1990-1992	L4	CHEVROLET Lumina
	1988-1991	L4	OLDSMOBILE Cutlass Calais
	1989-1992	L4	OLDSMOBILE Cutlass Ciera
	1989-1990	L4	OLDSMOBILE Cutlass Cruiser
	1988	L4	OLDSMOBILE Firenza
	1990-1991	L4	PONTIAC 6000
	1988-1991	L4	PONTIAC Grand Am
	1988-1990	L4	PONTIAC Sunbird
	1988-1989	V8	CADILLAC Commercial Chassis
	1988-1989	V8	CADILLAC DeVille
	1986-1989	V8	CADILLAC Eldorado
	1986-1989	V8	CADILLAC Fleetwood
	1986-1989	V8	CADILLAC Seville
	1994-1995	V8	CHEVROLET C2500
	1994-1995	V8	CHEVROLET C2500 Suburban
	1994-1995	V8	CHEVROLET C3500
	1994-1996	V8	CHEVROLET G30
	1994-1995	V8	CHEVROLET K2500
	1994-1995	V8	CHEVROLET K2500 Suburban
	1994-1995	V8	CHEVROLET K3500
	1994-1997	V8	CHEVROLET P30
	1994-1995	V8	GMC C2500
	1994-1995	V8	GMC C2500 Suburban
	1995	V8	GMC C3500
	1994-1996	V8	GMC G3500
	1994-1995	V8	GMC K2500
	1994-1995	V8	GMC K2500 Suburban
	1995	V8	GMC K3500
	1994-1995	V8	GMC P3500
USEP3222	1987-1988	L4	CHEVROLET Spectrum

USMW	Years	Cyl.	Specifications
	1988	L4	DODGE Colt
	1985-1986	L4	DODGE Colt
	1990	L4	DODGE Ram 50
	1995	L4	GEO Tracker
	1989	L4	ISUZU I-Mark
	1990	L4	MINI/MITSUBISHI Mighty Max
	1985-1988	L4	MINI/MITSUBISHI Mirage
	1987-1990	L4	MINI/MITSUBISHI Van
	1988	L4	PLYMOUTH Colt
	1985-1986	L4	PLYMOUTH Colt
	1989-1992	V6	BUICK Century
	1989-1990	V6	BUICK Electra
	1988-1992	V6	BUICK LeSabre
	1991-1992	V6	BUICK Park Avenue
	1987-1989	V6	CHEVROLET Celebrity
	1989	V6	DODGE Raider
	1990	V6	DODGE Ram 50
	1990	V6	MINI/MITSUBISHI Mighty Max
	1990	V6	MINI/MITSUBISHI Montero
	1992	V6	OLDSMOBILE 88
	1989-1990	V6	OLDSMOBILE 98
	1991-1992	V6	OLDSMOBILE Cutlass Ciera
	1989-1990	V6	OLDSMOBILE Cutlass Cruiser
	1990-1991	V6	OLDSMOBILE Delta 88
	1987-1989	V6	PONTIAC 6000
	1990-1991	V6	PONTIAC Bonneville
	1993	V8	CADILLAC 60 Special
	1992-1993	V8	CADILLAC Commercial Chassis
	1996-1997	V8	CADILLAC DeVille
	1992	V8	CADILLAC Fleetwood
USEP3240	1991	L4	BMW 318i
	1991	L4	BMW 318is
	1985-1986	L4	BUICK Skyhawk
	1989-1991	L4	BUICK Skylark
	1992	L4	CHEVROLET Beretta
	1994-1995	L4	CHEVROLET LLV
	1994-1995	L4	CHEVROLET S10
	1994-1995	L4	GMC Sonoma
	1987	L4	OLDSMOBILE Calais
	1989-1991	L4	OLDSMOBILE Cutlass Calais
	1991	L4	OLDSMOBILE Cutlass Supreme
	1987-1989	L4	PONTIAC Grand Am
	1990	L4	PONTIAC Grand Prix
	1985	L4	PONTIAC J2000 Sunbird
	1989-1990	L4	PONTIAC Sunbird
	1989-1992	V6	BUICK Century
	1988	V6	BUICK Electra
	1989	V6	BUICK LeSabre
	1990-1991	V6	BUICK Reatta
	1991-1996	V6	BUICK Regal
	1984	V6	BUICK Riviera
	1989-1993	V6	BUICK Riviera
	1989-1993	V6	BUICK Skylark
	1986-1987	V6	BUICK Somerset
	1985	V6	BUICK Somerset Regal
	1987-1988	V6	CADILLAC Cimarron
	1992	V6	CHEVROLET Beretta
	1987	V6	CHEVROLET Camaro
	1985	V6	CHEVROLET Camaro
	1990-1991	V6	CHEVROLET Camaro
	1986-1989	V6	CHEVROLET Cavalier
	1982-1990	V6	CHEVROLET Celebrity
	1989-1994	V6	CHEVROLET Century
	1987-1988	V6	CHEVROLET Citation
	1988	V6	CHEVROLET Corsica
	1990-1997	V6	CHEVROLET Cutlass
	2002	V6	CHEVROLET Grand Am
	1995-1996	V6	CHEVROLET Lumina
	1996	V6	CHEVROLET Lumina APV



FUEL PUMP BUYER'S GUIDE



USMW	Years	Cyl.	Specifications
	1995-1996	V6	CHEVROLET Monte Carlo
	1994-1995	V6	CHEVROLET S10
	1997	V6	CHEVROLET TRUCK Lumina Van
	1998-2002	V6	CHEVROLET TRUCK P30 Van
	1994-1995	V6	GMC Sonoma
	1986-1987	V6	OLDSMOBILE 98
	1985-1987	V6	OLDSMOBILE Calais
	1988	V6	OLDSMOBILE Cutlass Calais
	1989-1992	V6	OLDSMOBILE Cutlass Ciera
	1991-1994	V6	OLDSMOBILE Cutlass Supreme
	1996	V6	OLDSMOBILE Cutlass Supreme
	1989	V6	OLDSMOBILE Delta 88
	1985-1987	V6	OLDSMOBILE Firenze
	1996	V6	OLDSMOBILE Silhouette
	1987-1989	V6	OLDSMOBILE Toronado
	1987-1988	V6	PONTIAC 6000
	1990-1991	V6	PONTIAC 6000
	1989	V6	PONTIAC Bonneville
	1985-1988	V6	PONTIAC Fiero
	1990-1992	V6	PONTIAC Firebird
	1985-1986	V6	PONTIAC Grand Am
	1991-1993	V6	PONTIAC Grand Prix
	1995-1996	V6	PONTIAC Grand Prix
	1996	V6	PONTIAC Trans Sport
	1989-1992	V8	CADILLAC Allante
	1991-1992	V8	CADILLAC Eldorado
	1991-1992	V8	CADILLAC Seville
	1998	V8	CHEVROLET Firebird Trans Am
	2003-2007	V8	CHEVROLET TRUCK Silverado 3500 2WD
	1996-1997	L4	BUICK Skylark
	1996-1998	L4	CHEVROLET Cavalier
	1997	L4	CHEVROLET Malibu
	1997-2000	L4	CHEVROLET S10
	1997-2005	L4	CHEVROLET TRUCK Luv
	1997-1999	L4	GMC Sonoma
	1997-2000	L4	ISUZU Hombre
	1997-1998	L4	OLDSMOBILE Achieva
	1996-1998	L4	PONTIAC Grand Am
	1996-1997	L4	PONTIAC Sunfire
	1998-1999	V6	BUICK Century
	1998	V6	BUICK Park Avenue
	2005	V6	BUICK Park Avenue
	1998-1999	V6	BUICK Regal
	1998-1999	V6	BUICK Riviera
	1996-1997	V6	BUICK Skylark
	1997-1999	V6	CHEVROLET Astro
	1997-1998	V6	CHEVROLET Blazer
	2002	V6	CHEVROLET Blazer
	1997-1998	V6	CHEVROLET C1500
	1999-2002	V6	CHEVROLET Camaro
	1998-2002	V6	CHEVROLET Express 1500
	1999-2001	V6	CHEVROLET Grand Am
	1997-1998	V6	CHEVROLET K1500
	1998	V6	CHEVROLET Lumina
	1997	V6	CHEVROLET Malibu
	1998	V6	CHEVROLET Monte Carlo
	1998-1999	V6	CHEVROLET P30
	1997-2000	V6	CHEVROLET S10
	1999	V6	CHEVROLET TRUCK C1500 1/2ton P/U 2WD
	2001	V6	CHEVROLET TRUCK P30 Van
	1998	V6	GMC C1500
	1999-2001	V6	GMC Jimmy
	1997-1998	V6	GMC K1500
	1998-1999	V6	GMC P3500
	1997-1999	V6	GMC Safari
	1998-2002	V6	GMC Savana 1500
	1997-1998	V6	GMC Savana 2500
	1997-2003	V6	GMC Sonoma
	1997-1999	V6	ISUZU Hombre

USMW	Years	Cyl.	Specifications
	1997-1998	V6	OLDSMOBILE Achieva
	1999-2001	V6	OLDSMOBILE Bravada
	1997	V6	OLDSMOBILE Cutlass
	2000	V6	OLDSMOBILE Intrigue
	2001	V6	PONTIAC Bonneville
	2003	V6	PONTIAC Bonneville
	1999-2002	V6	PONTIAC Firebird
	1996-1998	V6	PONTIAC Grand Am
	1998-2000	V6	PONTIAC Grand Prix
	2000	V8	CADILLAC Escalade
	1999	V8	CHEVROLET C1500
	1998-1999	V8	CHEVROLET C1500 Suburban
	1998-1999	V8	CHEVROLET C2500
	1998-1999	V8	CHEVROLET C2500 Suburban
	1998-1999	V8	CHEVROLET C3500
	1999-2002	V8	CHEVROLET Camaro
	1998-2002	V8	CHEVROLET Express 1500
	1998-2002	V8	CHEVROLET Express 2500
	1997	V8	CHEVROLET Express 3500
	2000-2002	V8	CHEVROLET Express 3500
	1996-1997	V8	CHEVROLET Firebird Trans Am
	1999	V8	CHEVROLET K1500
	1998-1999	V8	CHEVROLET K1500 Suburban
	1998-1999	V8	CHEVROLET K2500
	1998-1999	V8	CHEVROLET K2500 Suburban
	1998-1999	V8	CHEVROLET K3500
	1998-1999	V8	CHEVROLET P30
	1998-1999	V8	CHEVROLET Tahoe
	2000	V8	CHEVROLET TRUCK C1500 1/2ton Sub 2WD
	2000	V8	CHEVROLET TRUCK C2500 3/4ton Sub 2WD
	2000	V8	CHEVROLET TRUCK K1500 1/2ton Sub 4WD
	2000	V8	CHEVROLET TRUCK K2500 3/4ton Sub 4WD
	1998-1999	V8	CHEVROLET TRUCK P31 Van
	1999	V8	CHEVROLET TRUCK Silverado 1500 2WD
	1999	V8	CHEVROLET TRUCK Silverado 1500 4WD
	1999	V8	CHEVROLET TRUCK Silverado 2500 2WD
	1999-2001	V8	CHEVROLET TRUCK Silverado 2500 4WD
	2000	V8	CHEVROLET TRUCK Sonora
	2001	V8	CHEVROLET TRUCK Suburban 1500 2WD
	2001	V8	CHEVROLET TRUCK Suburban 1500 4WD
	1998-1999	V8	GMC C1500
	1998-1999	V8	GMC C1500 Suburban
	1998-1999	V8	GMC C2500
	1998-1999	V8	GMC C2500 Suburban
	1998-1999	V8	GMC C3500
	1999	V8	GMC K1500
	1998-1999	V8	GMC K1500 Suburban
	1998-1999	V8	GMC K2500
	1998-1999	V8	GMC K2500 Suburban
	1998-1999	V8	GMC K3500
	1998-1999	V8	GMC P3500
	1998-2002	V8	GMC Savana 1500
	1998-2000	V8	GMC Savana 2500
	1998-2000	V8	GMC Savana 3500
	2002	V8	GMC Savana 3500
	1999	V8	GMC Yukon
	1996-1997	V8	PONTIAC Firebird
USEP3265	1991	L4	BUICK Skylark
	1990-1991	L4	CHEVROLET Beretta
	1992	L4	CHEVROLET Corsica
	1987	L4	OLDSMOBILE Calais
	1988-1989	L4	OLDSMOBILE Cutlass Calais
	1988-1989	L4	OLDSMOBILE Cutlass Calais
	1990	L4	OLDSMOBILE Cutlass Supreme
	1991	L4	PONTIAC Grand Am
	1991	L4	PONTIAC Grand Prix
	1988-1990	L4	PONTIAC Sunbird
	1988	V6	BUICK Century
	1990-1991	V6	BUICK Reatta

** See Applications Guide for Detailed Notes

USMW	Years	Cyl.	Specifications
	1990	V6	BUICK Regal
	1990-1993	V6	BUICK Riviera
	1990-1991	V6	CHEVROLET Beretta
	1990-1991	V6	CHEVROLET Cavalier
	1991-1992	V6	CHEVROLET Corsica
	1991-1992	V6	CHEVROLET Lumina
	1994	V6	CHEVROLET Lumina
	1992-1995	V6	CHEVROLET Lumina APV
	1995-1996	V6	CHEVROLET Monte Carlo
	1989-1991	V6	OLDSMOBILE Cutlass Calais
	1988-1995	V6	OLDSMOBILE Cutlass Supreme
	1992-1994	V6	OLDSMOBILE Silhouette
	1990-1992	V6	OLDSMOBILE Toronado
	1989-1990	V6	PONTIAC Grand Prix
	1991	V6	PONTIAC Sunbird
	1992-1995	V6	PONTIAC Trans Sport
	1989-1992	V8	CADILLAC Allante
	1991	V8	CADILLAC Commercial Chassis
	1991	V8	CADILLAC DeVille
	1991-1992	V8	CADILLAC Eldorado
	1990	V8	CADILLAC Fleetwood
	1991-1992	V8	CADILLAC Seville
	1990-1991	V8	CHEVROLET Corvette
USEP3268	1993	V6	CHEVROLET Caprice
	1990-1991	V6	CHEVROLET P30
	1994-1995	V6	CHEVROLET P30
	1992-1995	V6	GMC P3500
	1992-1993	V8	BUICK Commercial Chassis
	1992-1993	V8	BUICK Roadmaster
	1993	V8	CADILLAC Commercial Chassis
	1993	V8	CADILLAC Fleetwood
	1991-1993	V8	CHEVROLET Caprice
	1996	V8	CHEVROLET G30
	1990-1991	V8	CHEVROLET P30
	1994-1996	V8	CHEVROLET P30
	1992-1996	V8	CHEVROLET TRUCK Microbus
	1991-1996	V8	CHEVROLET TRUCK P31 Van
	1996	V8	GMC G3500
	1987-1996	V8	GMC P3500
	1992	V8	OLDSMOBILE Custom Cruiser
USEP3270	1989-1992	V6	BUICK Century
	1992-1995	V6	CHEVROLET Astro
	1995	V6	CHEVROLET Blazer
	1996	V6	CHEVROLET C1500
	1989	V6	CHEVROLET Celebrity
	1996	V6	CHEVROLET K1500
	1996-1997	V6	CHEVROLET P30
	1995	V6	CHEVROLET S10
	1992-1994	V6	CHEVROLET S10 Blazer
	1995	V6	CHEVROLET TRUCK C1500 1/2ton P/U 2WD
	1996	V6	GMC C1500
	1992-1994	V6	GMC Jimmy
	1996	V6	GMC K1500
	1997	V6	GMC P3500
	1992-1995	V6	GMC Safari
	1991	V6	GMC Syclone
	1992-1993	V6	GMC Typhoon
	1992-1994	V6	OLDSMOBILE Bravada
	1990-1991	V6	PONTIAC 6000
	1994-1996	V8	BUICK Commercial Chassis
	1994-1995	V8	BUICK Roadmaster
	1994-1996	V8	CADILLAC Commercial Chassis
	1994	V8	CADILLAC Fleetwood
	1996	V8	CADILLAC Fleetwood
	1996-1997	V8	CHEVROLET C1500
	1996-1997	V8	CHEVROLET C1500 Suburban
	1996-1997	V8	CHEVROLET C2500
	1996-1997	V8	CHEVROLET C2500 Suburban
	1996-1997	V8	CHEVROLET C3500

USMW	Years	Cyl.	Specifications
	1995-1996	V8	CHEVROLET Caprice
	1995	V8	CHEVROLET Corvette
	1994-1996	V8	CHEVROLET Impala
	1996-1997	V8	CHEVROLET K1500
	1996-1997	V8	CHEVROLET K1500 Suburban
	1996-1997	V8	CHEVROLET K2500
	1996-1997	V8	CHEVROLET K2500 Suburban
	1996-1997	V8	CHEVROLET K3500
	1996-1997	V8	CHEVROLET P30
	1996-1997	V8	CHEVROLET Silverado
	1997	V8	CHEVROLET Tahoe
	1996	V8	CHEVROLET TRUCK 400SS Pickup
	1996-1997	V8	GMC C1500
	1996-1997	V8	GMC C1500 Suburban
	1996-1997	V8	GMC C2500
	1996-1997	V8	GMC C2500 Suburban
	1996-1997	V8	GMC C3500
	1996-1997	V8	GMC K1500
	1996-1997	V8	GMC K1500 Suburban
	1996-1997	V8	GMC K2500
	1996-1997	V8	GMC K2500 Suburban
	1996-1997	V8	GMC K3500
	1997	V8	GMC P3500
	1997	V8	GMC Yukon
USEP3271	1992-1994	V8	CHEVROLET Corvette
USEP3285	1991-1995	V6	BUICK Park Avenue
	1995-1998	V6	MAZDA Millenia
	2002	V6	MAZDA Millenia
	1995	V6	OLDSMOBILE 88
	1992-1993	V6	OLDSMOBILE 98
	1993-1995	V6	PONTIAC Bonneville
USEP3290	1993-1996	L4	BUICK Century
	1995	L4	CHEVROLET Century
	1994-1996	L4	CHEVROLET Cutlass
	1995-1996	L4	OLDSMOBILE Cutlass Ciera
	1994-1996	V6	BUICK Century
	1995-1998	V6	BUICK LeSabre
	1995-1996	V6	BUICK Park Avenue
	1994-1997	V6	CHEVROLET Century
	1994-1997	V6	CHEVROLET Cutlass
	1991-1996	V6	CHEVROLET Eurosport
	1996-1998	V6	OLDSMOBILE 88
	1996	V6	OLDSMOBILE 98
	1995-1996	V6	OLDSMOBILE Cutlass Ciera
	1994	V6	OLDSMOBILE Cutlass Cruiser
	1996-1999	V6	OLDSMOBILE LSS
	1997-1998	V6	OLDSMOBILE Regency
	1995-1999	V6	PONTIAC Bonneville
	1993-1996	L4	BUICK Century
	1993-1994	L4	OLDSMOBILE Cutlass Ciera
	1994-1996	V6	BUICK Century
	1995-1998	V6	BUICK LeSabre
	1995-1996	V6	BUICK Park Avenue
	1996-1998	V6	OLDSMOBILE 88
	1996	V6	OLDSMOBILE 98
	1995-1996	V6	OLDSMOBILE Cutlass Ciera
	1994	V6	OLDSMOBILE Cutlass Cruiser
	1996-1999	V6	OLDSMOBILE LSS
	1997-1998	V6	OLDSMOBILE Regency
	1995-1999	V6	PONTIAC Bonneville
USEP3305	1994	V6	BUICK LeSabre
	1994	V6	BUICK Park Avenue
	1994	V6	OLDSMOBILE 88
	1994	V6	OLDSMOBILE 98
	1994	V6	PONTIAC Bonneville
USEP3307	1993	V8	CADILLAC Allante
	1994	V8	CADILLAC DeVille
	1994	V8	CADILLAC Eldorado
	1994	V8	CADILLAC Seville

BUYER'S GUIDE

USMW	Years	Cyl.	Specifications	
USEP3309	1994	V8	CHEVROLET Blazer	
	1994-1996	V8	CHEVROLET C1500	
	1995-1998	V8	CHEVROLET C1500 Suburban	
	1994-1999	V8	CHEVROLET C2500	
	1994-1999	V8	CHEVROLET C2500 Suburban	
	1994-1998	V8	CHEVROLET C3500	
	1997-1998	V8	CHEVROLET Express 2500	
	1996-1998	V8	CHEVROLET Express 3500	
	1994-1998	V8	CHEVROLET K1500	
	1995-1998	V8	CHEVROLET K1500 Suburban	
	1994-1998	V8	CHEVROLET K2500	
	1994-1998	V8	CHEVROLET K2500 Suburban	
	1994-1998	V8	CHEVROLET K3500	
	1994-1998	V8	CHEVROLET P30	
	1995-1998	V8	CHEVROLET Tahoe	
	1994-1996	V8	GMC C1500	
	1995-1998	V8	GMC C1500 Suburban	
	1994	V8	GMC C2500	
	1996-1998	V8	GMC C2500	
	1994-1998	V8	GMC C2500 Suburban	
	1994-1998	V8	GMC C3500	
	1994-1995	V8	GMC K1500	
	1997-1998	V8	GMC K1500	
	1995-1998	V8	GMC K1500 Suburban	
	1995-1998	V8	GMC K2500	
	1994-1998	V8	GMC K2500 Suburban	
	1995-1998	V8	GMC K3500	
	1996-1998	V8	GMC Savana 2500	
	1996-1998	V8	GMC Savana 3500	
	1994-1997	V8	GMC Yukon	
	USEP3313	1993-1994	L4	BUICK Skylark
		1993-1995	L4	CHEVROLET Beretta
		1992-1994	L4	CHEVROLET Cavalier
		1993-1995	L4	CHEVROLET Corsica
		1993	L4	CHEVROLET Lumina
		1992-1995	L4	OLDSMOBILE Achieva
1992-1993		L4	PONTIAC Grand Am	
1995		L4	PONTIAC Grand Am	
1992-1993		L4	PONTIAC Sunbird	
1994-1995		V6	BUICK Skylark	
1994-1995		V6	CHEVROLET Beretta	
1992-1994		V6	CHEVROLET Cavalier	
1994-1995		V6	CHEVROLET Corsica	
1992-1995		V6	OLDSMOBILE Achieva	
1992-1995		V6	PONTIAC Grand Am	
1992-1994		V6	PONTIAC Sunbird	
USEP3367	1996	V6	BUICK Park Avenue	
	1996-1999	V6	OLDSMOBILE LSS	
	1996-1999	V6	PONTIAC Bonneville	
USEP3368M	1999-2002	V8	CHEVROLET Camaro	
	1999-2001	V8	CHEVROLET Firebird Trans Am	
	1999-2002	V8	PONTIAC Firebird	
USEP3369M	1999-2002	V6	CHEVROLET Camaro	
	1999-2002	V6	PONTIAC Firebird	
USEP3371M	1999-2002	V6	CHEVROLET Express 2500	
	1999-2002	V6	GMC Savana 2500	
	1998-2002	V8	CHEVROLET Express 2500	
	1998-1999	V8	CHEVROLET Express 3500	
	1998-2002	V8	GMC Savana 2500	
USEP3372	1998-2000	V6	CHEVROLET Venture	
	1998-2001	V6	OLDSMOBILE Silhouette	
USEP3500	1999-2000	V6	PONTIAC Montana	
	1998	V6	PONTIAC Trans Sport	
	1998-2001	V6	CHEVROLET Venture	
	1998-2001	V6	OLDSMOBILE Silhouette	
	1999-2001	V6	PONTIAC Montana	
	1998	V6	PONTIAC Trans Sport	
	2002-2003	V6	CHEVROLET Silverado 1500	

USMW	Years	Cyl.	Specifications	
	1999-2004	V6	GMC Sierra 1500	
	2001	V8	CHEVROLET C3500	
	1999-2001	V8	CHEVROLET Silverado 1500	
	2001-2003	V8	CHEVROLET Silverado 1500 HD	
	1999-2003	V8	CHEVROLET Silverado 2500	
	2001-2003	V8	CHEVROLET Silverado 2500 HD	
	2002-2003	V8	CHEVROLET Silverado 3500	
	1999-2003	V8	GMC Sierra 1500	
	2001-2003	V8	GMC Sierra 1500 HD	
	1999-2000	V8	GMC Sierra 2500	
	2001-2003	V8	GMC Sierra 2500 HD	
	2002-2003	V8	GMC Sierra 3500	
	2001	V8	GMC Sierra C3	
	1999-2004	V6	CHEVROLET Silverado 1500	
	1999-2004	V6	GMC Sierra 1500	
	2001	V8	CHEVROLET C3500	
	1999-2003	V8	CHEVROLET Silverado 1500	
	2001-2003	V8	CHEVROLET Silverado 1500 HD	
	1999-2003	V8	CHEVROLET Silverado 2500	
	2001-2003	V8	CHEVROLET Silverado 2500 HD	
	2001-2003	V8	CHEVROLET Silverado 3500	
	2001-2006	V8	CHEVROLET TRUCK Silverado 2500 2WD	
	2001	V8	CHEVROLET TRUCK Silverado 3500 2WD	
	1999-2003	V8	GMC Sierra 1500	
	2001-2003	V8	GMC Sierra 1500 HD	
	1999-2003	V8	GMC Sierra 2500	
	2001-2003	V8	GMC Sierra 2500 HD	
	2001-2003	V8	GMC Sierra 3500	
	2001	V8	GMC Sierra C3	
	USEP3501	1999-2003	V6	CHEVROLET Silverado 1500
		1999-2003	V6	GMC Sierra 1500
		1999-2001	V8	CHEVROLET Silverado 1500
		2001-2003	V8	CHEVROLET Silverado 1500 HD
		1999-2000	V8	CHEVROLET Silverado 2500
		2001-2003	V8	CHEVROLET Silverado 2500 HD
		2002-2003	V8	CHEVROLET Silverado 3500
2002-2003		V8	GMC Sierra 1500	
2001-2003		V8	GMC Sierra 1500 HD	
2001		V8	GMC Sierra 2500	
2003		V8	GMC Sierra 2500	
2001-2003		V8	GMC Sierra 2500 HD	
2002-2003		V8	GMC Sierra 3500	
1999-2003		V6	CHEVROLET Silverado 1500	
1999-2003		V8	CHEVROLET Silverado 1500 HD	
1999-2003		V8	CHEVROLET Silverado 2500	
2001-2003	V8	CHEVROLET Silverado 2500 HD		
2001-2003	V8	CHEVROLET Silverado 3500		
2001-2006	V8	CHEVROLET TRUCK Silverado 2500 2WD		
2002	V8	CHEVROLET TRUCK Silverado 3500 2WD		
1999-2003	V8	GMC Sierra 1500		
2001-2003	V8	GMC Sierra 1500 HD		
1999-2003	V8	GMC Sierra 2500		
2001-2003	V8	GMC Sierra 2500 HD		
USEP3506M	2000-2005	V6	CHEVROLET Astro	
	2000-2005	V6	GMC Safari	
USEP3507	2000-2004	L4	CHEVROLET Cavalier	
	2004	L4	CHEVROLET Classic	
	2004	L4	CHEVROLET Malibu	
	2000-2004	L4	OLDSMOBILE Alero	
	2000-2005	L4	PONTIAC Grand Am	
	2003-2005	L4	PONTIAC Sunfire	
	2000-2002	V6	CHEVROLET Grand Am	
	2000-2003	V6	CHEVROLET Malibu	
	2000-2003	V6	OLDSMOBILE Alero	
	2000-2003	V6	PONTIAC Grand Am	
	2002-2003	V8	CHEVROLET Avalanche 1500	

USMW	Years	Cyl.	Specifications
	1999-2001	V8	CHEVROLET Firebird Trans Am
	2002-2003	V8	CHEVROLET Suburban 1500
	2002-2003	V8	GMC Yukon XL 1500
	2000-2005	L4	CHEVROLET Cavalier
	2004	L4	CHEVROLET Classic
	2004	L4	CHEVROLET Malibu
	2000-2004	L4	OLDSMOBILE Alero
	2000-2005	L4	PONTIAC Grand Am
	2000-2005	L4	PONTIAC Sunfire
	2000-2002	V6	CHEVROLET Grand Am
	2000-2003	V6	CHEVROLET Malibu
	2000-2004	V6	OLDSMOBILE Alero
	2000-2005	V6	PONTIAC Grand Am
USEP3508M	2003	V6	CHEVROLET TRUCK Sonora
	2002-2003	V8	CADILLAC Escalade
	2000-2003	V8	CHEVROLET Tahoe
	2003-2004	V8	CHEVROLET TRUCK Sonora
	2000-2003	V8	GMC Yukon
USEP3509M	2000	V8	CHEVROLET Suburban 1500
	2000-2001	V8	GMC Yukon XL 1500
USEP3510M	2000-2001	V8	CHEVROLET Suburban 2500
	2000-2001	V8	GMC Yukon XL 2500
USEP3511M	1998-1999	V8	CHEVROLET Express 3500
	1998-1999	V8	GMC Savana 3500
USEP3512M	2000-2001	V8	CHEVROLET Suburban 2500
	2000-2001	V8	GMC Yukon XL 2500
USEP3513M	2000-2001	V8	CHEVROLET Suburban 2500
	2000-2001	V8	GMC Yukon XL 2500
USEP3514M	2000-2001	V6	CHEVROLET Lumina
USEP3518M	2000-2005	V6	BUICK LeSabre
	1998-2005	V6	BUICK Park Avenue
	2001-2002	V6	OLDSMOBILE Aurora
	2000-2005	V6	PONTIAC Bonneville
	2000-2005	V8	CADILLAC DeVille
	2000-2004	V8	CADILLAC Seville
	2001-2003	V8	OLDSMOBILE Aurora
	2004-2005	V8	PONTIAC Bonneville
USEP3519M	2000-2004	V6	BUICK Regal
	2001-2003	V6	PONTIAC Grand Prix
USEP3521M	2002-2004	V6	BUICK Rendezvous
	2001-2004	V6	PONTIAC Aztek
USEP3522M	2001-2003	V8	CHEVROLET Silverado 3500
	2001-2003	V8	GMC Sierra 3500
USEP3526	2001-2008	V8	CHEVROLET Silverado 2500 HD
	2001-2004	V8	CHEVROLET Silverado 3500
	2007-2008	V8	CHEVROLET Silverado 3500 HD
	2001-2008	V8	GMC Sierra 2500 HD
	2001-2004	V8	GMC Sierra 3500
	2007-2008	V8	GMC Sierra 3500 HD
USEP3527M	2000-2002	L4	CHEVROLET S10
	2000-2002	L4	GMC Sonoma
USEP3529M	1999	V6	CHEVROLET Lumina
	1999	V6	CHEVROLET Monte Carlo
USEP3530M	2001-2003	V8	CHEVROLET Silverado 3500
	2003-2007	V8	CHEVROLET TRUCK Silverado 3500 2WD
	2001-2003	V8	GMC Sierra 3500
USEP3532M	2001	V6	BUICK Park Avenue
	2003	V6	BUICK Park Avenue
	2001	V6	PONTIAC Bonneville
	2003	V6	PONTIAC Bonneville
USEP3533M	1998-1999	V8	CADILLAC Seville
	1998-1999	V8	OLDSMOBILE Aurora
USEP3534M	1999	V8	CADILLAC Escalade
	1998-1999	V8	CHEVROLET Tahoe
	1998-1999	V8	GMC Yukon
USEP3536M	1998-2005	V6	BUICK Park Avenue
	1998-1999	V6	BUICK Riviera
	2000	V6	PONTIAC Bonneville
USEP3537M	1998-1999	V6	BUICK Century

USMW	Years	Cyl.	Specifications
	1998-1999	V6	BUICK Regal
	1999-2002	V6	CHEVROLET Grand Am
	1998-2000	V6	OLDSMOBILE Intrigue
	1998-2000	V6	PONTIAC Grand Prix
USEP3539M	2001-2004	V6	CHEVROLET Venture
	2001-2003	V6	PONTIAC Montana
USEP3540	1999	V8	CHEVROLET C1500 Suburban
	2000	V8	CHEVROLET C2500
	1999-2000	V8	CHEVROLET C3500
	1999-2002	V8	CHEVROLET Express 2500
	1999-2002	V8	CHEVROLET Express 3500
	1999	V8	CHEVROLET K1500 Suburban
	1999-2000	V8	CHEVROLET K2500
	1999	V8	CHEVROLET K2500 Suburban
	1999-2000	V8	CHEVROLET K3500
	1999	V8	CHEVROLET P30
	1999	V8	CHEVROLET Tahoe
	1999	V8	GMC C1500 Suburban
	1999-2000	V8	GMC C2500
	1999	V8	GMC C2500 Suburban
	1999-2000	V8	GMC C3500
	1999	V8	GMC K1500 Suburban
	1999-2000	V8	GMC K2500
	1999	V8	GMC K2500 Suburban
	1999-2000	V8	GMC K3500
	1999	V8	GMC P3500
	1999-2002	V8	GMC Savana 2500
	1999-2002	V8	GMC Savana 3500
USEP3542M	2000-2005	V6	BUICK Century
	2000-2004	V6	BUICK Regal
	2001	V6	CHEVROLET Grand Am
	2000-2005	V6	CHEVROLET Impala
	2000-2005	V6	CHEVROLET Monte Carlo
	2001-2002	V6	OLDSMOBILE Intrigue
	2001-2003	V6	PONTIAC Grand Prix
USEP3545	1997-2002	L4	SATURN SC1
	1997-2002	L4	SATURN SC2
	1997-2002	L4	SATURN SL1
	1997-2002	L4	SATURN SL2
	1997-1999	L4	SATURN SW1
	1997-2001	L4	SATURN SW2
USEP3549M	2004	L6	BUICK Rainier
	2002-2004	L6	CHEVROLET Trailblazer
	2002-2004	L6	GMC Envoy
	2003-2004	L6	ISUZU Ascender
	2002-2004	L6	OLDSMOBILE Bravada
	2004	V8	BUICK Rainier
	2003-2004	V8	CHEVROLET SSR
	2003-2004	V8	ISUZU Ascender
USEP3551M	2001-2002	V8	CHEVROLET Express 3500
	2001-2002	V8	GMC Savana 3500
USEP3552M	2002-2005	V6	CHEVROLET Venture
	2002-2004	V6	OLDSMOBILE Silhouette
	2002-2004	V6	PONTIAC Montana
USEP3553M	2002-2003	V8	CHEVROLET Avalanche 2500
	2002-2003	V8	CHEVROLET Suburban 2500
	2002-2003	V8	GMC Yukon XL 2500
USEP3554M	2002-2003	V8	CHEVROLET Avalanche 2500
	2002-2003	V8	CHEVROLET Suburban 2500
	2002-2003	V8	GMC Yukon XL 2500
USEP3555M	2002-2003	V8	CHEVROLET Avalanche 2500
	2002-2003	V8	CHEVROLET Suburban 2500
	2002-2003	V8	GMC Yukon XL 2500
USEP3556M	2002-2003	V8	CHEVROLET Avalanche 1500
	2002-2003	V8	CHEVROLET Suburban 1500
	2002	V8	CHEVROLET TRUCK Suburban 1500 2WD
	2002-2003	V8	GMC Yukon XL 1500
USEP3557M	2001-2002	L4	SATURN L100
	2001-2003	L4	SATURN L200

BUYER'S GUIDE

USMW	Years	Cyl.	Specifications
	2004	L4	SATURN L300
	2001-2003	L4	SATURN LW200
	2001-2005	V6	SATURN L300
	2001-2003	V6	SATURN LW300
USEP3559M	2002-2004	V8	CHEVROLET Tahoe
	2002-2004	V8	GMC Yukon
USEP3560M	2002-2004	V8	CHEVROLET Suburban 1500
	2002-2004	V8	GMC Yukon XL 1500
USEP3563M	2002-2003	V6	CHEVROLET S10
	2002-2003	V6	GMC Sonoma
USEP3566M	2003-2004	V6	CHEVROLET S10
	2003-2004	V6	GMC Sonoma
USEP3567	1985	L4	CHEVROLET Astro
	1985	L4	CHEVROLET Cavalier
	1985	L4	CHEVROLET S10
	1985	L4	CHEVROLET S10 Blazer
	1985	L4	GMC S15
	1985	L4	GMC S15 Jimmy
	1985	L4	GMC Safari
	1985	L4	PONTIAC J2000 Sunbird
	1991-1993	L4	PONTIAC LeMans
	1988	L4	PONTIAC LeMans
	1991	V6	CHEVROLET C1500
	1990-1991	V6	CHEVROLET C2500
	1990-1991	V6	CHEVROLET K1500
	1990-1991	V6	CHEVROLET K2500
	1990-1991	V6	GMC C1500
	1990-1991	V6	GMC K1500
	1990-1991	V6	GMC K2500
	1991	V8	CADILLAC Brougham
	1985	V8	CADILLAC DeVille
	1985	V8	CADILLAC Fleetwood
	1991	V8	CHEVROLET C1500
	1990-1991	V8	CHEVROLET C2500
	1988	V8	CHEVROLET G30
	1990-1991	V8	CHEVROLET K1500
	1990-1991	V8	CHEVROLET K2500
	1990	V8	CHEVROLET V2500 Suburban
	1990-1991	V8	GMC C1500
	1990-1991	V8	GMC K1500
	1990-1991	V8	GMC K2500
USEP3568M	2001-2002	V8	CHEVROLET Express 3500
	2001-2002	V8	GMC Savana 3500
USEP3569M	2003-2004	V6	CHEVROLET Blazer
USEP3572M	2002-2004	V8	CHEVROLET Silverado 1500
	2002-2004	V8	GMC Sierra 1500
USEP3574M	2003	V8	CHEVROLET Express 3500
	2003	V8	GMC Savana 3500
USEP3575M	2003	V8	CHEVROLET Express 3500
	2003	V8	GMC Savana 3500
USEP3577M	2001-2003	V8	CHEVROLET Corvette
USEP3578M	1997-1999	V8	CHEVROLET Corvette
USEP3579M	2004-2008	V8	CADILLAC XLR
	2003-2009	V8	CHEVROLET Corvette
USEP3581M	2007	V8	CHEVROLET Tahoe
	2005-2006	V8	CHEVROLET TRUCK Sonora
	2004	V8	GMC Yukon
USEP3583M	2004-2008	V8	CHEVROLET Express 3500
	2004-2008	V8	GMC Savana 3500
USEP3584M	2003	V6	CHEVROLET Express 1500
	2003	V6	CHEVROLET Express 2500
	2003	V6	GMC Savana 1500
	2003	V6	GMC Savana 2500
	2003	V8	CHEVROLET Express 1500
	2003	V8	CHEVROLET Express 2500
	2003	V8	GMC Savana 1500
	2003	V8	GMC Savana 2500
USEP3585M	2002-2003	L4	SATURN Vue
	2002-2003	V6	SATURN Vue

USMW	Years	Cyl.	Specifications
USEP3587M	2004-2006	V8	CHEVROLET Avalanche 2500
	2007	V8	CHEVROLET Silverado 2500 HD
	2004-2007	V8	CHEVROLET Suburban 2500
	2007	V8	GMC Sierra 2500 HD
	2004-2007	V8	GMC Yukon XL 2500
USEP3588M	2004	V6	CHEVROLET Express 1500
	2004	V6	CHEVROLET Express 2500
	2004	V6	GMC Savana 1500
	2004	V6	GMC Savana 2500
USEP3590M	2005	L4	CHEVROLET Cobalt
	2003-2005	L4	SATURN Ion
USEP3591M	2007	L4	CHEVROLET Malibu
	2006-2008	L4	PONTIAC G6
	2007-2008	L4	SATURN Aura
	2004-2007	V6	CHEVROLET Malibu
	2005-2008	V6	PONTIAC G6
	2007-2008	V6	SATURN Aura
USEP3592M	2004-2006	L4	CHEVROLET Malibu
	2004-2006	V6	CHEVROLET Malibu
USEP3598M	2004-2005	V6	CHEVROLET Venture
	2004-2005	V6	PONTIAC Montana
USEP3599M	2005	V8	CHEVROLET Silverado 2500 HD
	2001-2003	V8	CHEVROLET Silverado 3500
	2003-2007	V8	CHEVROLET TRUCK Silverado 3500 2WD
	2005	V8	GMC Sierra 2500 HD
	2001-2003	V8	GMC Sierra 3500
USEP3601M	2004-2005	V6	CHEVROLET Impala
	2004-2005	V6	CHEVROLET Monte Carlo
USEP3602M	2003	V8	CHEVROLET Express 3500
	2003	V8	GMC Savana 3500
USEP3604M	2005-2007	V8	CHEVROLET Silverado 1500 HD
	2004	V8	CHEVROLET Silverado 2500
	2004-2007	V8	CHEVROLET Silverado 2500 HD
	2004-2007	V8	CHEVROLET Silverado 3500
	2005-2007	V8	GMC Sierra 1500 HD
	2004	V8	GMC Sierra 2500
	2004-2007	V8	GMC Sierra 2500 HD
	2004-2007	V8	GMC Sierra 3500
USEP3605M	2004-2005	V6	CADILLAC SRX
	2009	V6	CADILLAC SRX
	2004-2005	V8	CADILLAC SRX
	2009	V8	CADILLAC SRX
USEP3606M	2003-2004	V6	CADILLAC CTS
USEP3609M	2005-2007	V6	CHEVROLET Silverado 1500
	2005-2007	V6	GMC Sierra 1500
	2004-2007	V8	CHEVROLET Silverado 1500
	2005-2007	V8	CHEVROLET Silverado 1500 HD
	2004	V8	CHEVROLET Silverado 2500
	2004-2007	V8	CHEVROLET Silverado 2500 HD
	2004-2007	V8	CHEVROLET Silverado 3500
	2007-2009	V8	CHEVROLET TRUCK Silverado 2500 2WD
	2004-2007	V8	GMC Sierra 1500
	2005-2007	V8	GMC Sierra 1500 HD
	2004	V8	GMC Sierra 2500
	2004-2007	V8	GMC Sierra 2500 HD
	2004-2007	V8	GMC Sierra 3500
USEP3610M	2007	V8	CHEVROLET Avalanche
	2007	V8	CHEVROLET Suburban 1500
	2007	V8	GMC Yukon XL 1500
USEP3611M	2004-2006	V8	PONTIAC GTO
USEP3614M	2004-2005	L4	CHEVROLET Colorado
	2004-2005	L4	GMC Canyon
	2004-2005	L5	CHEVROLET Colorado
	2004-2005	L5	GMC Canyon
USEP3615M	2004-2007	V6	BUICK Rendezvous
USEP3616M	2005-2007	V8	CHEVROLET Silverado 3500
	2004-2007	V8	GMC Sierra 3500
USEP3617M	2004-2007	V8	CHEVROLET Silverado 3500
	2004-2007	V8	GMC Sierra 3500

USMW	Years	Cyl.	Specifications
USEP3621S	1990-1995	V6	CHEVROLET C1500
	1988	V6	CHEVROLET C1500
	1988-1995	V6	CHEVROLET C2500
	1988-1995	V6	CHEVROLET K1500
	1988-1995	V6	CHEVROLET K2500
	1994-1998	V6	CHEVROLET TRUCK C1500 1/2ton P/U 2WD
	1988-1995	V6	GMC C1500
	1988-1995	V6	GMC C2500
	1988-1995	V6	GMC K1500
	1988-1995	V6	GMC K2500
	1988-1995	V8	CHEVROLET C1500
	1988-1995	V8	CHEVROLET C2500
	1995	V8	CHEVROLET C35
	1988-1995	V8	CHEVROLET C3500
	1988-1995	V8	CHEVROLET K1500
	1988-1995	V8	CHEVROLET K2500
	1988-1995	V8	CHEVROLET K3500
	1995	V8	CHEVROLET Silverado
	1988-1995	V8	GMC C1500
	1988-1995	V8	GMC C2500
1988-1995	V8	GMC C3500	
1988-1995	V8	GMC K1500	
1988-1995	V8	GMC K2500	
1988-1995	V8	GMC K3500	
USEP3622S	1996	V6	CHEVROLET C1500
	1996	V6	CHEVROLET K1500
	1996	V6	GMC C1500
	1996	V6	GMC K1500
	1996-1997	V8	CHEVROLET C1500
	1996-1997	V8	CHEVROLET C2500
	1996-1997	V8	CHEVROLET C3500
	1996-1997	V8	CHEVROLET K1500
	1996-1997	V8	CHEVROLET K2500
	1996-1997	V8	CHEVROLET K3500
	1996-1997	V8	CHEVROLET Silverado
	1996-1997	V8	GMC C1500
	1996-1997	V8	GMC C2500
	1996-1997	V8	GMC C3500
	1996-1997	V8	GMC K1500
	1996-1997	V8	GMC K2500
	1996-1997	V8	GMC K3500
	USEP3624S	1992-1994	V6
1992-1994		V6	CHEVROLET S10 Blazer
1992-1994		V6	GMC Sonoma
1992-1994		V6	OLDSMOBILE Bravada
USEP3625S	1992-1994	V6	CHEVROLET S10 Blazer
	1992-1994	V6	GMC Jimmy
	1992-1993	V6	GMC Typhoon
	1992-1994	V6	OLDSMOBILE Bravada
USEP3626M	2004-2006	L4	SATURN Vue
	2005	V6	CHEVROLET Equinox
	2004-2006	V6	SATURN Vue
USEP3632S	1985-1988	L4	CHEVROLET S10 Blazer
	1985-1988	L4	GMC S15 Jimmy
	1986-1991	V6	CHEVROLET S10 Blazer
	1986-1991	V6	GMC S15 Jimmy
	1991	V6	OLDSMOBILE Bravada
USEP3633S	1987-1991	V8	CHEVROLET Blazer
	1987	V8	CHEVROLET R10
	1987-1988	V8	CHEVROLET R10 Suburban
	1989-1991	V8	CHEVROLET R1500 Suburban
	1987-1988	V8	CHEVROLET R20
	1987-1988	V8	CHEVROLET R20 Suburban
	1989	V8	CHEVROLET R2500
	1989-1991	V8	CHEVROLET R2500 Suburban
	1988	V8	CHEVROLET V10 Suburban
	1989-1991	V8	CHEVROLET V1500 Suburban
	1990-1991	V8	CHEVROLET V2500 Suburban
	1988-1991	V8	GMC Jimmy

USMW	Years	Cyl.	Specifications
	1988-1991	V8	GMC V1500 Suburban
	1988-1991	V8	GMC V2500 Suburban
USEP3637S	1985-1991	L4	CHEVROLET S10
	1985-1990	L4	GMC S15
	1991	L4	GMC Sonoma
	1986-1988	V6	CHEVROLET S10
	1990-1991	V6	CHEVROLET S10
	1986-1990	V6	GMC S15
	1991	V6	GMC Sonoma
	1989-1992	V6	BUICK Century
USEP3640S	1989	V6	CHEVROLET Celebrity
	1989-1991	V6	PONTIAC 6000
USEP3642S	1992-1993	L4	CHEVROLET S10
	1992-1993	L4	GMC Sonoma
	1992-1993	V6	CHEVROLET S10
	1992-1993	V6	GMC Sonoma
USEP3643S	1994-1995	V6	CHEVROLET S10
	1994-1995	V6	GMC Sonoma
USEP3650S	1992-1995	V6	CHEVROLET Astro
	1992-1995	V6	GMC Safari
USEP3674M	2003	V8	CHEVROLET Express 3500
	2003	V8	GMC Savana 3500
USEP3675M	2004-2006	V8	CHEVROLET Avalanche 2500
	2007	V8	CHEVROLET Silverado 2500 HD
	2004-2007	V8	CHEVROLET Suburban 2500
	2007	V8	GMC Sierra 2500 HD
	2005-2007	V8	GMC Yukon XL 2500
	2008	V8	CHEVROLET TRUCK Express 1500 2WD
	2005-2006	V6	BUICK LaCrosse
USEP3679M	2008	V6	BUICK LaCrosse
	2006-2008	V6	CHEVROLET Impala
	2006	V6	CHEVROLET Monte Carlo
	2005-2006	V6	PONTIAC Grand Prix
	2004-2005	V8	CHEVROLET Express 3500
	2004-2005	V8	GMC Savana 3500
USEP3682M	2004-2005	V8	CHEVROLET Express 3500
	2004-2005	V8	GMC Savana 3500
USEP3684M	2004-2007	V8	CHEVROLET Silverado 1500
	2007	V8	CHEVROLET TRUCK Silverado 2500 2WD
	2004-2007	V8	GMC Sierra 1500
USEP3688M	2006-2008	L4	CHEVROLET Colorado
	2006-2008	L4	GMC Canyon
	2006-2008	L5	CHEVROLET Colorado
	2006-2008	L5	GMC Canyon
	2005-2006	V6	CADILLAC STS
USEP3692M	2007	V8	CADILLAC CTS
	2006	V8	CADILLAC STS
	2006	V8	CADILLAC STS
USEP3700M	2005-2006	V6	PONTIAC Grand Prix
	2006	V8	CHEVROLET Impala
	2006	V8	CHEVROLET Monte Carlo
	2006	V8	PONTIAC Grand Prix
USEP3701M	2005	V6	BUICK Rendezvous
	2005	V6	PONTIAC Aztek
USEP3702M	2005-2007	V8	CHEVROLET Silverado 1500
	2005-2007	V8	GMC Sierra 1500
USEP3703M	2003	L4	CHEVROLET S10
	2003	L4	GMC Sonoma
USEP3705M	2005-2007	V8	CHEVROLET Tahoe
	2005-2007	V8	GMC Yukon
	2005	V8	GMC Yukon XL 1500
USEP3706M	2006	V8	CHEVROLET Avalanche 1500
	2006-2007	V8	CHEVROLET Suburban 1500
	2006	V8	CHEVROLET TRUCK Suburban 1500 2WD
	2006-2007	V8	GMC Yukon XL 1500
	2005-2007	L6	BUICK Rainier
USEP3707M	2005-2007	L6	CHEVROLET Trailblazer
	2009	L6	CHEVROLET Trailblazer
	2005-2007	L6	GMC Envoy
	2009	L6	GMC Envoy
	2009	L6	GMC Envoy

BUYER'S GUIDE

USMW	Years	Cyl.	Specifications
	2005-2007	L6	ISUZU Ascender
	2005-2007	L6	SAAB 9-7x
	2005-2007	V8	BUICK Rainier
	2005-2006	V8	CHEVROLET SSR
	2006-2007	V8	CHEVROLET Trailblazer
	2009	V8	CHEVROLET Trailblazer
	2005-2007	V8	GMC Envoy
	2009	V8	GMC Envoy
	2005-2006	V8	ISUZU Ascender
	2005-2007	V8	SAAB 9-7x
USEP3709M	2006	V6	BUICK Lucerne
	2006	V8	BUICK Lucerne
	2006-2008	V8	CADILLAC DTS
USEP3715M	2008	L4	CHEVROLET Cobalt
	2006-2009	L4	CHEVROLET HHR
USEP3717M	2005-2007	V6	BUICK Terraza
	2005-2008	V6	CHEVROLET Uplander
	2005-2006	V6	PONTIAC Montana
	2005-2007	V6	SATURN Relay
USEP3732M	2008	V6	CHEVROLET Silverado 1500
	2008	V6	GMC Sierra 1500
	2008	V8	CHEVROLET Avalanche
	2007-2008	V8	CHEVROLET Silverado 1500
	2008	V8	CHEVROLET Suburban 1500
	2008	V8	CHEVROLET Tahoe
	2007-2008	V8	GMC Sierra 1500
	2008	V8	GMC Yukon
	2008	V8	GMC Yukon XL 1500
USEP3737M	2000	L4	SATURN LS
	2000	L4	SATURN LS1
	2000	L4	SATURN LW1
	2000	V6	SATURN LS2
	2000	V6	SATURN LW2
USEP3747M	2007-2008	V8	CHEVROLET Silverado 1500
	2007-2008	V8	GMC Sierra 1500
USEP3900	1985	V6	BUICK Electra
	1985	V6	OLDSMOBILE 98
USEP3901	1985	L4	BUICK Century
	1985	L4	BUICK Skylark
	1984	L4	CADILLAC Cimarron
	1985	L4	CHEVROLET Camaro
	1985	L4	CHEVROLET Celebrity
	1985	L4	CHEVROLET Citation II
	1985	L4	OLDSMOBILE Cutlass Ciera
	1985	L4	PONTIAC 6000
	1985	L4	PONTIAC Firebird
	1990	V6	CHEVROLET Caprice
	1986-1987	V6	CHEVROLET Monte Carlo
	1986	V6	PONTIAC Grand Prix
	1984	V8	CADILLAC DeVille
	1985	V8	CADILLAC Eldorado
	1985	V8	CADILLAC Seville
USEP3902	1988	L4	BUICK Century
	1985-1986	L4	BUICK Skyhawk
	1986-1987	L4	BUICK Skylark
	1986-1987	L4	BUICK Somerset
	1985	L4	BUICK Somerset Regal
	1986	L4	CADILLAC Cimarron
	1986-1990	L4	CHEVROLET Astro
	1986	L4	CHEVROLET Camaro
	1986	L4	CHEVROLET Cavalier
	1988	L4	CHEVROLET Celebrity
	1997-1999	L4	CHEVROLET Joy
	1987-1990	L4	CHEVROLET LLV
	1992-1993	L4	CHEVROLET LLV
	1997-1999	L4	CHEVROLET Monza
	1997-2002	L4	CHEVROLET Pop
	1985-1986	L4	CHEVROLET S10
	1988-1990	L4	CHEVROLET S10

USMW	Years	Cyl.	Specifications
	1985-1988	L4	CHEVROLET S10 Blazer
	1994-1999	L4	CHEVROLET Swing
	1985-1990	L4	GMC S15
	1985-1988	L4	GMC S15 Jimmy
	1986-1990	L4	GMC Safari
	1992-1993	L4	GMC Sonoma
	1985-1987	L4	OLDSMOBILE Calais
	1988	L4	OLDSMOBILE Cutlass Ciera
	1988	L4	OLDSMOBILE Cutlass Cruiser
	1987	L4	OLDSMOBILE Firenze
	1988	L4	PONTIAC 6000
	1986-1988	L4	PONTIAC Fiero
	1986	L4	PONTIAC Firebird
	1985-1986	L4	PONTIAC Grand Am
	1987	L4	PONTIAC Sunbird
	1986-1990	V6	CHEVROLET Astro
	1992-1994	V6	CHEVROLET Astro
	1990-1996	V6	CHEVROLET C1500
	1988	V6	CHEVROLET C1500
	1988-1995	V6	CHEVROLET C2500
	1987-1989	V6	CHEVROLET Caprice
	1985-1987	V6	CHEVROLET El Camino
	1987-1993	V6	CHEVROLET G10
	1987-1995	V6	CHEVROLET G20
	1989-1995	V6	CHEVROLET G30
	1985	V6	CHEVROLET Impala
	1988-1989	V6	CHEVROLET K1500
	1992-1993	V6	CHEVROLET K1500
	1988-1995	V6	CHEVROLET K2500
	1992-1995	V6	CHEVROLET Lumina APV
	1988	V6	CHEVROLET Monte Carlo
	1987	V6	CHEVROLET R10
	1987	V6	CHEVROLET R20
	1986-1988	V6	CHEVROLET S10
	1990-1991	V6	CHEVROLET S10
	1988-1990	V6	CHEVROLET S10 Blazer
	1992-1994	V6	CHEVROLET S10 Blazer
	1987	V6	CHEVROLET V10
	1996-1997	V6	CHEVROLET TRUCK C1500 1/2ton P/U 2WD
	1990-1994	V6	CHEVROLET TRUCK S10 Blazer 2WD
	1990-1994	V6	CHEVROLET TRUCK S10 Blazer 4WD
	1988-1995	V6	GMC C1500
	1988-1995	V6	GMC C2500
	1985-1987	V6	GMC Caballero
	1987-1995	V6	GMC G1500
	1987-1995	V6	GMC G2500
	1987-1995	V6	GMC G3500
	1992-1994	V6	GMC Jimmy
	1988-1995	V6	GMC K1500
	1988-1995	V6	GMC K2500
	1987	V6	GMC R1500
	1987	V6	GMC R2500
	1986-1990	V6	GMC S15
	1990-1993	V6	GMC S15 Jimmy
	1988	V6	GMC S15 Jimmy
	1986-1994	V6	GMC Safari
	1991	V6	GMC Sonoma
	1993-1995	V6	GMC Sonoma
	1987	V6	GMC V1500
	1994-1997	V6	GMC TRUCK C1500 1/2ton P/U 2WD
	1992-1994	V6	OLDSMOBILE Bravada
	1992-1994	V6	OLDSMOBILE Silhouette
	1987	V6	PONTIAC Grand Prix
	1986	V6	PONTIAC Parisienne
	1992-1995	V6	PONTIAC Trans Sport
	1992	V8	CADILLAC Brougham
	1992	V8	CADILLAC Commercial Chassis
	1986	V8	CADILLAC DeVille
	1986	V8	CADILLAC Fleetwood

USMW	Years	Cyl.	Specifications
	1987-1991	V8	CHEVROLET Blazer
	1990-1995	V8	CHEVROLET C1500
	1988	V8	CHEVROLET C1500
	1992-1994	V8	CHEVROLET C1500 Suburban
	1992	V8	CHEVROLET C2500
	1994-1995	V8	CHEVROLET C2500
	1994-1995	V8	CHEVROLET C2500 Suburban
	1995	V8	CHEVROLET C35
	1990-1991	V8	CHEVROLET C3500
	1988	V8	CHEVROLET C3500
	1988-1989	V8	CHEVROLET Camaro
	1989-1990	V8	CHEVROLET Caprice
	1987-1993	V8	CHEVROLET G10
	1987-1995	V8	CHEVROLET G20
	1989-1995	V8	CHEVROLET G30
	1988-1989	V8	CHEVROLET K1500
	1992-1993	V8	CHEVROLET K1500
	1992-1994	V8	CHEVROLET K1500 Suburban
	1988-1995	V8	CHEVROLET K2500
	1994-1995	V8	CHEVROLET K2500 Suburban
	1990-1992	V8	CHEVROLET K3500
	1988	V8	CHEVROLET K3500
	1987-1988	V8	CHEVROLET P20
	1987	V8	CHEVROLET R10
	1987-1988	V8	CHEVROLET R10 Suburban
	1989-1991	V8	CHEVROLET R1500 Suburban
	1987-1988	V8	CHEVROLET R20
	1987-1988	V8	CHEVROLET R20 Suburban
	1989	V8	CHEVROLET R2500
	1989-1991	V8	CHEVROLET R2500 Suburban
	1987-1988	V8	CHEVROLET R30
	1990-1991	V8	CHEVROLET R3500
	1995	V8	CHEVROLET Silverado
	1995	V8	CHEVROLET Tahoe
	1987	V8	CHEVROLET V10
	1987-1988	V8	CHEVROLET V10 Suburban
	1989-1991	V8	CHEVROLET V1500 Suburban
	1987	V8	CHEVROLET V20
	1987	V8	CHEVROLET V20 Suburban
	1990-1991	V8	CHEVROLET V2500 Suburban
	1987-1988	V8	CHEVROLET V30
	1990-1991	V8	CHEVROLET V3500
	1992-1997	V8	CHEVROLET TRUCK 400SS Pickup
	1996-1997	V8	CHEVROLET TRUCK Boss Truck
	1998	V8	CHEVROLET TRUCK C2500 3/4 ton P/U 2WD
	1994-1997	V8	CHEVROLET TRUCK Silverado
	1988-1989	V8	GMC C1500
	1992-1993	V8	GMC C1500
	1988-1995	V8	GMC C2500
	1994-1995	V8	GMC C2500 Suburban
	1988-1995	V8	GMC C3500
	1987-1995	V8	GMC G1500
	1987-1995	V8	GMC G2500
	1989-1990	V8	GMC G3500
	1992-1993	V8	GMC G3500
	1988-1991	V8	GMC Jimmy
	1988-1995	V8	GMC K1500
	1988-1995	V8	GMC K2500
	1988-1995	V8	GMC K3500
	1989	V8	GMC P2500
	1987	V8	GMC R1500
	1990-1991	V8	GMC R1500 Suburban
	1987-1988	V8	GMC R1500 Suburban
	1987-1988	V8	GMC R2500
	1987-1991	V8	GMC R2500 Suburban
	1990-1991	V8	GMC R3500
	1987	V8	GMC V1500
	1987-1991	V8	GMC V1500 Suburban
	1987	V8	GMC V2500

USMW	Years	Cyl.	Specifications
	1987-1991	V8	GMC V2500 Suburban
	1990-1991	V8	GMC V3500
	1994-1995	V8	GMC Yukon
	1990-1993	V8	PONTIAC Firebird
	1988	V8	PONTIAC Firebird
USEP3903	1986	V8	CHEVROLET Camaro
	1986	V8	PONTIAC Firebird
USEP3904	1990-1995	V8	CHEVROLET Corvette
USEP3905M	1991-1992	L4	SATURN SC
	1993-1996	L4	SATURN SC1
	1993-1996	L4	SATURN SC2
	1991-1996	L4	SATURN SL1
	1991-1996	L4	SATURN SL2
	1993-1996	L4	SATURN SW1
	1993-1996	L4	SATURN SW2
USEP3907	1993-1995	V6	CHEVROLET Camaro
	1993-1995	V6	PONTIAC Firebird
USEP3908	1993-1994	V8	CHEVROLET Camaro
	1994-1995	V8	CHEVROLET Firebird Trans Am
	1993-1995	V8	PONTIAC Firebird
USEP3910	1991-1992	L4	SATURN SC
	1993-1996	L4	SATURN SC1
	1993-1996	L4	SATURN SC2
	1991-1996	L4	SATURN SL1
	1991-1996	L4	SATURN SL2
	1993-1996	L4	SATURN SW1
	1993-1996	L4	SATURN SW2
USEP3912M	1995-1996	V6	BUICK Riviera
	1995-1996	V8	OLDSMOBILE Aurora
USEP3913M	1994-1996	V8	CADILLAC DeVille
	1994-1996	V8	CADILLAC Eldorado
	1994-1996	V8	CADILLAC Seville
USEP3914M	1995	L4	CHEVROLET Cavalier
	1995	L4	PONTIAC Sunfire
USEP3916M	1993	V8	CADILLAC Allante
USEP3917M	1992	L4	BUICK Skylark
	1992	L4	CHEVROLET Cavalier
	1992	L4	OLDSMOBILE Achieva
	1992	L4	PONTIAC Grand Am
	1992	L4	PONTIAC Sunbird
	1992	V6	BUICK Skylark
	1992	V6	CHEVROLET Cavalier
	1992	V6	OLDSMOBILE Achieva
	1992	V6	PONTIAC Grand Am
	1992	V6	PONTIAC Sunbird
USEP3918M	1993-1995	L4	BUICK Skylark
	1993-1995	L4	CHEVROLET Beretta
	1993-1994	L4	CHEVROLET Cavalier
	1993-1996	L4	CHEVROLET Corsica
	1993-1995	L4	OLDSMOBILE Achieva
	1993-1995	L4	PONTIAC Grand Am
	1993-1994	L4	PONTIAC Sunbird
	1993-1995	V6	BUICK Skylark
	1993-1995	V6	CHEVROLET Beretta
	1993-1994	V6	CHEVROLET Cavalier
	1993-1995	V6	CHEVROLET Corsica
	1993-1995	V6	OLDSMOBILE Achieva
	1993-1995	V6	PONTIAC Grand Am
	1993-1994	V6	PONTIAC Sunbird
USEP3919	1996	L4	CHEVROLET Cavalier
	1996-1997	L4	BUICK Skylark
	1996-1998	L4	CHEVROLET Cavalier
	1996-1998	L4	OLDSMOBILE Achieva
	1996-1998	L4	PONTIAC Grand Am
	1996-1998	L4	PONTIAC Sunfire
	1996-1998	V6	BUICK Skylark
	1999	V6	CHEVROLET Grand Am
	1996-1998	V6	OLDSMOBILE Achieva
	1996-1998	V6	PONTIAC Grand Am

BUYER'S GUIDE



FUEL PUMP BUYER'S GUIDE



USMW	Years	Cyl.	Specifications
USEP3920M	1996	V6	CHEVROLET S10
	1996	V6	GMC Sonoma
USEP3921M	1996	L4	CHEVROLET Beretta
	1996	V6	CHEVROLET Beretta
	1996	V6	CHEVROLET Corsica
USEP3922M	1996	V6	BUICK Riviera
USEP3923M	1996	L4	CHEVROLET S10
	1996	L4	GMC Sonoma
USEP3924M	1996-1997	V8	CHEVROLET Camaro
	1996-1997	V8	CHEVROLET Firebird Trans Am
	1996-1997	V8	PONTIAC Firebird
USEP3925M	1996	V6	CHEVROLET Blazer
	1996	V6	GMC Jimmy
	1996	V6	OLDSMOBILE Bravada
USEP3927M	1996	V6	CHEVROLET Express 1500
	1996	V6	CHEVROLET Express 2500
	1996	V6	GMC Savana 1500
	1996	V6	GMC Savana 2500
	1996	V8	CHEVROLET Express 1500
	1996	V8	CHEVROLET Express 2500
	1996	V8	CHEVROLET Express 3500
	1996	V8	GMC Savana 1500
	1996	V8	GMC Savana 2500
	1996	V8	GMC Savana 3500
USEP3928M	1996	V8	CHEVROLET Express 1500
	1996	V8	CHEVROLET Express 2500
	1996	V8	CHEVROLET Express 3500
	1996	V8	GMC Savana 1500
	1996	V8	GMC Savana 2500
USEP3929M	1996	V6	CHEVROLET Blazer
	1996	V6	GMC Jimmy
USEP3930M	1995	V8	CHEVROLET Tahoe
	1995	V8	GMC Yukon
USEP3932M	1997	V8	CHEVROLET Tahoe
	1997	V8	GMC Yukon
USEP3933	1997	V8	CHEVROLET Tahoe
	1997	V8	GMC Yukon
USEP3935M	1997	V8	CADILLAC DeVille
	1997	V8	CADILLAC Eldorado
	1997	V8	CADILLAC Seville
USEP3936M	1997	V6	BUICK Riviera
	1997	V8	OLDSMOBILE Aurora
USEP3937M	1997	V6	BUICK Park Avenue
USEP3938M	1997	V6	BUICK Park Avenue
	1997	V6	BUICK Regal
	1997	V6	BUICK Riviera
USEP3939M	1997	V6	PONTIAC Grand Prix
USEP3940M	1997-1999	V6	CHEVROLET Astro
	1997-1999	V6	GMC Safari
USEP3941M	1997-1999	V6	CHEVROLET Lumina
	1997-1999	V6	CHEVROLET Monte Carlo
USEP3942M	1997	V6	CHEVROLET Lumina
	1997	V6	CHEVROLET Monte Carlo
USEP3943M	1997-2000	L4	CHEVROLET S10
	1997-2005	L4	CHEVROLET TRUCK Luv
	1997-2000	L4	GMC Sonoma
	1997-2000	L4	ISUZU Hombre
USEP3944M	1997	L4	SATURN SC1
	1997	L4	SATURN SC2
	1997	L4	SATURN SL1
	1997	L4	SATURN SL2
	1997	L4	SATURN SW1
	1997	L4	SATURN SW2
USEP3945M	1997	L4	CHEVROLET Malibu
	1997	V6	CHEVROLET Malibu
	1997	V6	OLDSMOBILE Cutlass
USEP3947	1997-1998	V6	CHEVROLET C1500
	2000	V6	CHEVROLET Grand Am

USMW	Years	Cyl.	Specifications
	1997-1998	V6	CHEVROLET K1500
	2003	V6	CHEVROLET TRUCK Sonora
	1998	V6	GMC C1500
	1997-1998	V6	GMC K1500
	1999	V8	CHEVROLET C1500
	1998-1999	V8	CHEVROLET C2500
	1998-1999	V8	CHEVROLET C3500
	1999	V8	CHEVROLET K1500
	1998-1999	V8	CHEVROLET K2500
	1998-1999	V8	CHEVROLET K3500
	2002-2007	V8	CHEVROLET TRUCK Silverado 3500 2WD
	2001-2002	V8	CHEVROLET TRUCK Sonora
	2002	V8	CHEVROLET TRUCK Suburban 1500 2WD
	2001	V8	CHEVROLET TRUCK Suburban 2500 2WD
	2001	V8	CHEVROLET TRUCK Suburban 2500 4WD
	1998-1999	V8	GMC C1500
	1998-1999	V8	GMC C2500
	1998-1999	V8	GMC C3500
	1999	V8	GMC K1500
	1998-1999	V8	GMC K2500
	1998-1999	V8	GMC K3500
	1997-1998	V6	CHEVROLET C1500
	1997-1998	V6	CHEVROLET K1500
	1997-1998	V6	GMC C1500
	1997-1998	V6	GMC K1500
	1998-1999	V8	CHEVROLET C1500
	1998-2000	V8	CHEVROLET C2500
	1998-2000	V8	CHEVROLET C3500
	1998-1999	V8	CHEVROLET K1500
	1998-2000	V8	CHEVROLET K2500
	1998-2000	V8	CHEVROLET K3500
	1998-1999	V8	GMC C1500
	1998-2000	V8	GMC C2500
	1998-2000	V8	GMC C3500
	1998-1999	V8	GMC K1500
	1998-2000	V8	GMC K2500
	1998-2000	V8	GMC K3500
	1998	V6	CHEVROLET Lumina
USEP3948M	1998	V6	CHEVROLET Monte Carlo
	1998	V6	CHEVROLET Camaro
USEP3949S	1998	V6	CHEVROLET Camaro
	1998	V6	PONTIAC Firebird
USEP3950M	1999-2000	L4	CHEVROLET Cavalier
	1998-2000	L4	CHEVROLET Malibu
	1999	L4	OLDSMOBILE Alero
	1999	L4	PONTIAC Grand Am
	1999-2000	L4	PONTIAC Sunfire
	1999	V6	CHEVROLET Grand Am
	1998-1999	V6	CHEVROLET Malibu
	1999	V6	OLDSMOBILE Alero
	1998-1999	V6	OLDSMOBILE Cutlass
	1999	V6	PONTIAC Grand Am
USEP3951M	1998-2002	L4	SATURN SC1
	1998-2002	L4	SATURN SC2
	1998-2002	L4	SATURN SL1
	1998-2002	L4	SATURN SL2
	1998-1999	L4	SATURN SW1
	1998-2001	L4	SATURN SW2
USEP3952M	1997-2002	V6	CHEVROLET S10
	1997-2001	V6	GMC Sonoma
	1997-1999	V6	ISUZU Hombre
USEP3953M	1997-1998	V6	CHEVROLET Blazer
	1997-1998	V6	GMC Jimmy
	1997-1998	V6	OLDSMOBILE Bravada
USEP3954M	1997-2002	V6	CHEVROLET Blazer
	1997-2002	V6	GMC Jimmy
USEP3956	1998-1999	V8	CHEVROLET C35
	1998-2000	V8	CHEVROLET C35
	2000	V8	CHEVROLET C3500
	1998-2000	V8	CHEVROLET K3500

** See Applications Guide for Detailed Notes

USMW	Years	Cyl.	Specifications
	1999-2000	V8	GMC C3500
	1998-2000	V8	GMC K3500
USEP3957M	2000	V8	CHEVROLET C3500
	1998-2000	V8	CHEVROLET K3500
	1999-2000	V8	GMC C3500
	1998-2000	V8	GMC K3500
USEP3961	1998	V8	CHEVROLET Camaro
	1998	V8	PONTIAC Firebird
	1998	V8	CHEVROLET Camaro
	1998	V8	PONTIAC Firebird
USEP3962M	1998-2000	V8	CHEVROLET C2500
	1998-2000	V8	CHEVROLET C3500
	1998-2000	V8	CHEVROLET K2500
	1998-2000	V8	CHEVROLET K3500
	1999	V8	CHEVROLET TRUCK Silverado 2500 2WD
	1999-2001	V8	CHEVROLET TRUCK Silverado 2500 4WD
	1998-2000	V8	GMC C2500
	1998-2000	V8	GMC C3500
	1998-2000	V8	GMC K2500
	1998-2000	V8	GMC K3500
USEP3963M	1998-1999	V8	CHEVROLET Tahoe
USEP3964	1997-2001	V6	CADILLAC Catera
USEP3965M	1998-1999	V8	CHEVROLET P30
	1998-1999	V8	GMC P3500
USEP3966M	1997	V6	CHEVROLET Express 1500
	1997-2002	V6	CHEVROLET Express 2500
	2001	V6	CHEVROLET TRUCK P30 Van
	1997	V6	GMC Savana 1500
	1997-2002	V6	GMC Savana 2500
	1997	V8	CHEVROLET Express 1500
	1997-2002	V8	CHEVROLET Express 2500
	1997-2002	V8	CHEVROLET Express 3500
	1997	V8	GMC Savana 1500
	1997-2002	V8	GMC Savana 2500
	1997-2002	V8	GMC Savana 3500
USEP3967M	1998-1999	V8	CHEVROLET C1500 Suburban
	1998-1999	V8	CHEVROLET C2500 Suburban
	1998-1999	V8	CHEVROLET K1500 Suburban
	1998-1999	V8	CHEVROLET K2500 Suburban
	1998-1999	V8	GMC C1500 Suburban
	1998-1999	V8	GMC C2500 Suburban
	1998-1999	V8	GMC K1500 Suburban
	1998-1999	V8	GMC K2500 Suburban
USEP3968M	1998-1999	V6	CHEVROLET P30
	1998-1999	V6	GMC P3500
	1998-1999	V8	CHEVROLET P30
	1998-1999	V8	CHEVROLET TRUCK P31 Van
	1998-1999	V8	GMC P3500
USEP3969M	1998-1999	V8	CHEVROLET P30
	1998-1999	V8	GMC P3500
USEP3971M	1998-2002	V6	CHEVROLET Express 1500
	1999-2002	V6	CHEVROLET Express 2500
	1998-2002	V6	GMC Savana 1500
	1999-2002	V6	GMC Savana 2500
	1998-2002	V8	CHEVROLET Express 1500
	1998-2002	V8	CHEVROLET Express 2500
	1998-2002	V8	CHEVROLET Express 3500
	1998-2002	V8	GMC Savana 1500
	1998-2002	V8	GMC Savana 2500
	1998-2002	V8	GMC Savana 3500
USEP3972M	1999-2000	V8	CADILLAC Escalade
	1998-1999	V8	CHEVROLET Tahoe
	2000	V8	CHEVROLET TRUCK Sonora
	1998-1999	V8	GMC Yukon
USEP3973M	1998-1999	V6	BUICK Regal
	1998-2000	V6	PONTIAC Grand Prix
USEP3974M	1998-1999	V8	CADILLAC DeVille
	1998-2002	V8	CADILLAC Eldorado
USEP3975H	1998	L4	CHEVROLET Tracker

USMW	Years	Cyl.	Specifications
	1994-1997	L4	GEO Tracker
	1996-1998	L4	SUZUKI X-90
USEP3976M	1997	V6	CHEVROLET Venture
	1997	V6	OLDSMOBILE Silhouette
	1997	V6	PONTIAC Trans Sport
USEP3978M	1997	V6	PONTIAC Grand Prix
USEP3980M	1997	V6	BUICK Century
	1997	V6	BUICK Regal
USEP3982M	1998-1999	V8	CHEVROLET P30
	1998-1999	V8	GMC P3500
USEP3983S	1996-1997	V6	CHEVROLET Camaro
	1996-1997	V6	PONTIAC Firebird
USEP3992M	1998-2004	V6	CHEVROLET Blazer
	1998-2001	V6	GMC Jimmy
	1998-2001	V6	OLDSMOBILE Bravada
USEP3994M	1998-1999	V8	CHEVROLET C2500 Suburban
	1998-1999	V8	CHEVROLET K2500 Suburban
	1998-1999	V8	GMC C2500 Suburban
	1998-1999	V8	GMC K2500 Suburban
USEP3995M	1997	V8	CHEVROLET Express 3500
	1997	V8	GMC Savana 3500
USEP3996M	1998-2000	V8	CHEVROLET Express 3500
	2000	V8	GMC Savana 3500
USEP7000	1986	L4	CHRYSLER Laser
	1986-1988	L4	CHRYSLER LeBaron
	1986-1987	L4	CHRYSLER New Yorker
	1986-1988	L4	CHRYSLER Town & Country
	1986-1988	L4	DODGE 600
	1988-1989	L4	DODGE Aries
	1989-1990	L4	DODGE Caravan
	1986-1990	L4	DODGE Daytona
	1989-1990	L4	DODGE Dynasty
	1989	L4	DODGE Lancer
	1986-1987	L4	DODGE Lancer
	1988	L4	DODGE Mini Ram
	1988-1990	L4	DODGE Omni
	1987-1990	L4	DODGE Shadow
	1989-1990	L4	DODGE Spirit
	1989-1990	L4	PLYMOUTH Acclaim
	1986-1988	L4	PLYMOUTH Caravelle
	1988-1990	L4	PLYMOUTH Horizon
	1988-1989	L4	PLYMOUTH Reliant
	1988	L4	PLYMOUTH Sundance
	1990	L4	PLYMOUTH Sundance
	1989-1990	L4	PLYMOUTH Voyager
USEP7001	1990	L4	JEEP Cherokee
	1989-1990	L4	JEEP Comanche
	1987	L4	JEEP Wagoneer
	1989-1990	L4	JEEP Wrangler
	1986-1987	L4	RENAULT Alliance
	1984-1986	L4	RENAULT R18
USEP7006A	1991-1993	L4	JEEP Cherokee
	1991-1992	L4	JEEP Comanche
	1983-1984	L4	RENAULT Alliance
	1984	L4	RENAULT Encore
	1987-1988	L6	JEEP Cherokee
	1991-1993	L6	JEEP Cherokee
	1989-1990	L6	JEEP Comanche
	1987-1990	L6	JEEP Wagoneer
USEP7010	1986	L4	RENAULT Alliance
	1985-1986	L4	RENAULT Encore
USEP7012	1987	L4	CHRYSLER Daytona
	1985-1986	L4	CHRYSLER Laser
	1987-1988	L4	CHRYSLER LeBaron
	1989-1990	L4	CHRYSLER LeBaron
	1983-1987	L4	CHRYSLER LeBaron K
	1985-1994	L4	CHRYSLER New Yorker
	1987-1994	L4	CHRYSLER Phantom
	1988-1990	L4	CHRYSLER Shadow

BUYER'S GUIDE



FUEL PUMP BUYER'S GUIDE



USMW	Years	Cyl.	Specifications
	1989-1990	L4	CHRYSLER Spirit
	1990	L4	CHRYSLER TC Maserati
	1987-1988	L4	CHRYSLER Town & Country
	1990-1993	L4	CHRYSLER TRUCK Voyager
	1987-1988	L4	DODGE 600
	1989-1990	L4	DODGE Caravan
	1989-1990	L4	DODGE Daytona
	1988	L4	DODGE Dynasty
	1988	L4	DODGE Grand Caravan
	1985	L4	DODGE Lancer
	1987-1988	L4	DODGE Lancer
	1987-1988	L4	DODGE Shadow
	1989-1990	L4	DODGE Spirit
	1989-1990	L4	PLYMOUTH Acclaim
	1986	L4	PLYMOUTH Caravelle
	1988	L4	PLYMOUTH Grand Voyager
	1987-1988	L4	PLYMOUTH Sundance
	1989-1990	L4	PLYMOUTH Voyager
	1990	V6	CHRYSLER Imperial
	1990	V6	CHRYSLER LeBaron
	1990	V6	CHRYSLER New Yorker
	1989-1990	V6	CHRYSLER Spirit
	1990	V6	CHRYSLER TC Maserati
	1990	V6	CHRYSLER Town & Country
	1993-1996	V6	CHRYSLER TRUCK Voyager
	1989-1990	V6	DODGE Caravan
	1990	V6	DODGE Daytona
	1988-1990	V6	DODGE Dynasty
	1990	V6	DODGE Grand Caravan
	1988	V6	DODGE Mini Ram
	1987	V6	DODGE Royal Mini Ram
	1989-1990	V6	DODGE Spirit
	1989-1990	V6	PLYMOUTH Acclaim
	1990	V6	PLYMOUTH Grand Voyager
	1989-1990	V6	PLYMOUTH Voyager
USEP7018	1990	L4	DODGE Dakota
	1988-1990	V6	DODGE B150
	1989-1990	V6	DODGE B250
	1989	V6	DODGE D100
	1990	V6	DODGE D150
	1989-1990	V6	DODGE D250
	1989-1990	V6	DODGE Dakota
	1989	V6	DODGE W100
	1990	V6	DODGE W150
	1988-1990	V8	DODGE B150
	1989-1990	V8	DODGE B250
	1989-1990	V8	DODGE B350
	1989	V8	DODGE D100
	1990	V8	DODGE D150
	1989-1990	V8	DODGE D250
	1989-1990	V8	DODGE D350
	1990	V8	DODGE Dakota
	1989-1990	V8	DODGE Ramcharger
	1989	V8	DODGE W100
	1990	V8	DODGE W150
	1989-1990	V8	DODGE W250
	1989-1990	V8	DODGE W350
USEP7020	1989	L4	EAGLE Premier
	1990	V6	DODGE Monaco
	1990	V6	EAGLE Premier
USEP7029M	1992-1993	V6	CHRYSLER Town & Country
	1991-1993	V6	DODGE Caravan
	1991-1993	V6	DODGE Grand Caravan
	1991-1993	V6	PLYMOUTH Grand Voyager
	1991-1992	V6	PLYMOUTH Voyager
USEP7030M	1991-1993	L4	DODGE Caravan
	1991-1993	L4	PLYMOUTH Voyager
	1991-1993	V6	CHRYSLER Town & Country
	1993	V6	CHRYSLER TRUCK Voyager

USMW	Years	Cyl.	Specifications
	1991-1993	V6	DODGE Caravan
	1991-1993	V6	DODGE Grand Caravan
	1991-1993	V6	PLYMOUTH Grand Voyager
	1991-1993	V6	PLYMOUTH Voyager
USEP7031	1985	L4	CHRYSLER Laser
	1985	L4	CHRYSLER LeBaron
	1985	L4	CHRYSLER New Yorker
	1985	L4	CHRYSLER Town & Country
	1985	L4	DODGE 600
	1985	L4	DODGE Aries
	1985	L4	DODGE Daytona
	1985	L4	DODGE Lancer
	1985	L4	PLYMOUTH Caravelle
	1985	L4	PLYMOUTH Reliant
USEP7039M	1991-1992	V6	DODGE Monaco
USEP7040	1991	L4	CHRYSLER LeBaron
	1991	L4	DODGE Dynasty
	1991	L4	DODGE Spirit
	1991	V6	CHRYSLER LeBaron
	1991	V6	CHRYSLER New Yorker
	1991	V6	DODGE Dynasty
	1991	V6	DODGE Spirit
	1991-1995	L4	CHRYSLER LeBaron
	1991-1994	L4	CHRYSLER Phantom
	1989-1994	L4	CHRYSLER Shadow
	1991-1995	L4	CHRYSLER Spirit
	1991-1993	L4	DODGE Daytona
	1991-1993	L4	DODGE Dynasty
	1991-1994	L4	DODGE Shadow
	1991-1995	L4	DODGE Spirit
	1991-1995	L4	PLYMOUTH Acclaim
	1991-1994	L4	PLYMOUTH Sundance
	1991-1993	V6	CHRYSLER Imperial
	1991-1995	V6	CHRYSLER LeBaron
	1991-1993	V6	CHRYSLER New Yorker
	1992	V6	CHRYSLER Shadow
	1989-1992	V6	CHRYSLER Spirit
	1996	V6	CHRYSLER TRUCK Voyager
	1991-1993	V6	DODGE Daytona
	1991-1993	V6	DODGE Dynasty
	1992-1994	V6	DODGE Shadow
	1991-1995	V6	DODGE Spirit
	1991-1995	V6	PLYMOUTH Acclaim
	1992-1994	V6	PLYMOUTH Sundance
USEP7041	1995-1999	L4	CHRYSLER Cirrus
	1993-1995	L4	CHRYSLER LeBaron
	1995	L4	CHRYSLER Neon
	1996-1998	L4	CHRYSLER Sebring
	1995	L4	CHRYSLER Stratus
	2000	L4	CHRYSLER Voyager
	1991-1999	L4	DODGE Caravan
	1991-1993	L4	DODGE Daytona
	1991-1993	L4	DODGE Dynasty
	1997	L4	DODGE Grand Caravan
	1995-2005	L4	DODGE Neon
	1993-1994	L4	DODGE Shadow
	1991-1995	L4	DODGE Spirit
	1995-2000	L4	DODGE Stratus
	1993-1994	L4	PLYMOUTH Acclaim
	1999-2000	L4	PLYMOUTH Breeze
	1997	L4	PLYMOUTH Grand Voyager
	1995-2000	L4	PLYMOUTH Neon
	1992-1994	L4	PLYMOUTH Sundance
	1991-1993	L4	PLYMOUTH Voyager
	1996-1999	L4	PLYMOUTH Voyager
	1995-2000	V6	CHRYSLER Cirrus
	2000	V6	CHRYSLER Grand Voyager
	1992-1993	V6	CHRYSLER Imperial
	1991-1992	V6	CHRYSLER LeBaron

** See Applications Guide for Detailed Notes

USMW	Years	Cyl.	Specifications
	1991-1993	V6	CHRYSLER New Yorker
	1999-2000	V6	CHRYSLER Sebring
	1994-2000	V6	CHRYSLER Town & Country
	2000	V6	CHRYSLER Voyager
	1996-1997	V6	CHRYSLER TRUCK Voyager
	2004-2006	V6	CHRYSLER TRUCK Voyager
	1991-1999	V6	DODGE Caravan
	1991-1993	V6	DODGE Daytona
	1991-1993	V6	DODGE Dynasty
	1994-1995	V6	DODGE Grand Caravan
	1998-2000	V6	DODGE Grand Caravan
	1993-1994	V6	DODGE Shadow
	1991-1992	V6	DODGE Spirit
	1995-1999	V6	DODGE Stratus
	1993-1994	V6	PLYMOUTH Acclaim
	1991-2000	V6	PLYMOUTH Grand Voyager
	1992-1994	V6	PLYMOUTH Sundance
	1991-1995	V6	PLYMOUTH Voyager
	1997	V6	PLYMOUTH TRUCK Grand Voyager 2WD
USEP7047	1992-1993	V6	DODGE D150
	1991-1993	V6	DODGE D250
	1992-1993	V6	DODGE W150
	1992-1993	V8	DODGE D150
	1991-1993	V8	DODGE D250
	1991-1992	V8	DODGE D350
	1992-1993	V8	DODGE W150
	1991-1993	V8	DODGE W250
	1991-1993	V8	DODGE W350
	1992-1997	V8	DODGE TRUCK Microbus
	1994	V8	DODGE TRUCK RAM 3500 1 ton 2WD
	1994	V8	DODGE TRUCK RAM 3500 1 ton 4WD
	1995-1996	V8	DODGE TRUCK Ramcharger
	1994	V8	DODGE TRUCK Ramcharger 2WD
	1994	V8	DODGE TRUCK Ramcharger 4WD
	1991-1993	V6	DODGE D150
	1991-1993	V6	DODGE D250
	1991-1993	V6	DODGE W150
	1991-1993	V8	DODGE D150
	1991-1993	V8	DODGE D250
	1991-1993	V8	DODGE D350
	1991-1993	V8	DODGE W150
	1991-1993	V8	DODGE W250
	1991-1993	V8	DODGE W350
USEP7048	1991-1993	V8	DODGE Ramcharger
	1991-1993	V8	DODGE Ramcharger
USEP7049	1991-1993	V6	DODGE B150
	1991-1992	V6	DODGE B250
	1991-1993	V8	DODGE B150
	1991-1992	V8	DODGE B250
	1991-1992	V8	DODGE B350
	1991-1993	V6	DODGE B150
	1991-1993	V6	DODGE B250
	1991-1993	V8	DODGE B150
	1991-1993	V8	DODGE B250
	1991-1993	V8	DODGE B350
USEP7050	1992-1993	V6	DODGE Dakota
	1992-1993	V8	DODGE Dakota
	1991-1995	L4	DODGE Dakota
	1991-1993	V6	DODGE Dakota
	1991-1993	V8	DODGE Dakota
USEP7051S	1985	L4	CHRYSLER Laser
	1985	L4	CHRYSLER LeBaron
	1985	L4	CHRYSLER New Yorker
	1985	L4	CHRYSLER Town & Country
	1985	L4	DODGE 600
	1985	L4	DODGE Daytona
	1985	L4	DODGE Lancer
	1985	L4	PLYMOUTH Caravelle
USEP7052	1985-1987	L4	DODGE Charger

USMW	Years	Cyl.	Specifications
USEP7054	1994-1995	V6	CHRYSLER Concorde
	1995	V6	CHRYSLER Intrepid
	1994-1995	V6	CHRYSLER LHS
	1994-1995	V6	CHRYSLER New Yorker
	1994-1995	V6	DODGE Intrepid
	1993-1995	V6	EAGLE Vision
	1993-1995	V6	CHRYSLER Concorde
	1995	V6	CHRYSLER Intrepid
	1994-1995	V6	CHRYSLER LHS
	1994-1995	V6	CHRYSLER New Yorker
	1993-1995	V6	DODGE Intrepid
	1993-1995	V6	EAGLE Vision
USEP7055M	1993-1994	L6	JEEP Grand Cherokee
	1992	V6	JEEP Grand Cherokee 4WD
	1993-1994	V8	JEEP Grand Cherokee
	1992	V8	JEEP Grand Cherokee 4WD
	1993	V8	JEEP Grand Wagoneer
USEP7056M	1993-1994	L4	DODGE Spirit
	1993-1994	L4	PLYMOUTH Acclaim
USEP7057M	1994-1995	V6	CHRYSLER Town & Country
	1994	V6	DODGE Caravan
	1994-1995	V6	DODGE Grand Caravan
	1994-1995	V6	PLYMOUTH Grand Voyager
USEP7062	1994	L4	DODGE Dakota
	1995	V6	DODGE Dakota
	1995	V8	DODGE Dakota
	1994	L4	DODGE Dakota
	1994-1995	V6	DODGE Dakota
	1994-1995	V8	DODGE Dakota
USEP7063	1994	V6	DODGE B150
	1995	V6	DODGE B1500
	1994	V6	DODGE B250
	1995	V6	DODGE B2500
	1994	V8	DODGE B150
	1995	V8	DODGE B1500
	1993-1994	V8	DODGE B250
	1995	V8	DODGE B2500
	1993-1994	V8	DODGE B350
	1995	V8	DODGE B3500
	1994	V6	DODGE B150
	1995	V6	DODGE B1500
	1994	V6	DODGE B250
	1995	V6	DODGE B2500
	1994	V8	DODGE B150
	1995	V8	DODGE B1500
	1992-1994	V8	DODGE B250
	1995	V8	DODGE B2500
	1992-1994	V8	DODGE B350
	1995	V8	DODGE B3500
USEP7064	1993	V8	DODGE D150
	1993	V8	DODGE D250
	1993	V8	DODGE D350
	1992-1993	V8	DODGE Ramcharger
	1993	V8	DODGE D150
	1993	V8	DODGE D250
	1993	V8	DODGE D350
	1992-1993	V8	DODGE Ramcharger
	1992-1997	V8	DODGE TRUCK Microbus
	1995-1996	V8	DODGE TRUCK Ramcharger
	1994	V8	DODGE TRUCK Ramcharger 2WD
	1994	V8	DODGE TRUCK Ramcharger 4WD
USEP7065	1994	V10	DODGE Ram 2500
	1994	V10	DODGE Ram 3500
	1994	V6	DODGE Ram 1500
	1994	V8	DODGE Ram 1500
	1994	V8	DODGE Ram 2500
	1994	V8	DODGE Ram 3500
	1994	V10	DODGE Ram 2500
	1994	V10	DODGE Ram 3500

BUYER'S GUIDE



FUEL PUMP BUYER'S GUIDE



USMW	Years	Cyl.	Specifications
	1994	V6	DODGE Ram 1500
	1994	V8	DODGE Ram 1500
	1994	V8	DODGE Ram 2500
	1994	V8	DODGE Ram 3500
USEP7067S	1992-1993	L4	EAGLE Summit
	1992-1993	L4	PLYMOUTH Colt
USEP7068H	1991	L4	CHRYSLER Phantom
	1990-1993	L4	CHRYSLER TRUCK Voyager
	1988-1990	L4	DODGE Caravan
	1988	L4	DODGE Grand Caravan
	1987-1988	L4	DODGE Mini Ram
	1988	L4	PLYMOUTH Grand Voyager
	1987-1990	L4	PLYMOUTH Voyager
USEP7069H	1986	L4	CHRYSLER Laser
	1986-1990	L4	CHRYSLER LeBaron
	1986-1987	L4	CHRYSLER New Yorker
	1987-1990	L4	CHRYSLER Phantom
	1988-1990	L4	CHRYSLER Shadow
	1986-1988	L4	CHRYSLER Town & Country
	1986-1988	L4	DODGE 600
	1986-1989	L4	DODGE Aries
	1986-1990	L4	DODGE Daytona
	1989-1990	L4	DODGE Dynasty
	1986-1989	L4	DODGE Lancer
	1987-1990	L4	DODGE Shadow
	1989-1990	L4	DODGE Spirit
	1989-1990	L4	PLYMOUTH Acclaim
	1986-1988	L4	PLYMOUTH Caravelle
	1986-1989	L4	PLYMOUTH Reliant
	1987-1990	L4	PLYMOUTH Sundance
USEP7071H	1985-1986	L4	CHRYSLER Laser
	1985-1990	L4	CHRYSLER LeBaron
	1983-1987	L4	CHRYSLER LeBaron K
	1985-1989	L4	CHRYSLER New Yorker
	1988-1990	L4	CHRYSLER Phantom
	1989-1990	L4	CHRYSLER TC Maserati
	1985-1988	L4	CHRYSLER Town & Country
	1985-1988	L4	DODGE 600
	1985-1990	L4	DODGE Daytona
	1985-1989	L4	DODGE Lancer
	1983-1988	L4	DODGE Magnum K
	1987-1990	L4	DODGE Shadow
	1989-1994	L4	DODGE Spirit
	1989-1990	L4	PLYMOUTH Acclaim
	1985-1986	L4	PLYMOUTH Caravelle
	1987-1990	L4	PLYMOUTH Sundance
	1990	V6	CHRYSLER Imperial
	1990	V6	CHRYSLER LeBaron
	1989-1994	V6	CHRYSLER New Yorker
	1989-1990	V6	CHRYSLER Spirit
	1990	V6	CHRYSLER TC Maserati
	1990	V6	DODGE Daytona
	1989-1990	V6	DODGE Dynasty
	1989-1990	V6	DODGE Spirit
	1989-1990	V6	PLYMOUTH Acclaim
USEP7072S	1991-1993	L4	JEEP Cherokee
	1991-1992	L4	JEEP Comanche
	1987-1993	L6	JEEP Cherokee
	1987-1992	L6	JEEP Comanche
	1987-1990	L6	JEEP Wagoneer
USEP7073S	1988-1990	L4	DODGE Omni
	1988-1990	L4	PLYMOUTH Horizon
USEP7074H	1989-1990	L4	DODGE Caravan
	1989	L4	DODGE Grand Caravan
	1989-1990	L4	PLYMOUTH Voyager
	1990	V6	CHRYSLER Town & Country
	1992-1996	V6	CHRYSLER TRUCK Voyager
	1987-1990	V6	DODGE Caravan
	1988-1990	V6	DODGE Grand Caravan

USMW	Years	Cyl.	Specifications
	1987-1988	V6	DODGE Mini Ram
	1987	V6	DODGE Royal Mini Ram
	1988-1990	V6	PLYMOUTH Grand Voyager
	1987-1990	V6	PLYMOUTH Voyager
USEP7075M	1995	L4	CHRYSLER Neon
	1995-1996	L4	DODGE Neon
	1995-1996	L4	PLYMOUTH Neon
USEP7076	1994-1995	V6	DODGE Intrepid
	1994-1995	V6	DODGE Intrepid
USEP7077M	1994-1995	L4	CHRYSLER TRUCK Voyager
	1994-1995	L4	DODGE Caravan
	1994-1995	L4	PLYMOUTH Voyager
	1994-1995	V6	CHRYSLER Town & Country
	1995	V6	CHRYSLER Voyager
	1991-1995	V6	CHRYSLER TRUCK Grand Voyager
	1994	V6	CHRYSLER TRUCK Voyager
	1994-1995	V6	DODGE Caravan
	1994-1995	V6	DODGE Grand Caravan
	1994-1995	V6	PLYMOUTH Voyager
USEP7080S	1995-1997	L4	EAGLE Talon
	1995-1996	L4	MITSUBISHI Eclipse
USEP7081H	1995-1999	L4	CHRYSLER Sebring
	1995-1999	L4	DODGE Avenger
	1995-1998	L4	EAGLE Talon
	1995-1999	L4	MITSUBISHI Eclipse
	1994-1998	L4	MITSUBISHI Galant
	1995-2000	V6	CHRYSLER Sebring
	1995-2000	V6	DODGE Avenger
USEP7082H	1995-1997	L4	EAGLE Talon
	1995-1997	L4	MITSUBISHI Eclipse
USEP7086M	1995	V10	DODGE Ram 2500
	1995	V10	DODGE Ram 3500
	1995	V6	DODGE Ram 1500
	1995	V8	DODGE Ram 1500
	1995	V8	DODGE Ram 2500
	1995	V8	DODGE Ram 3500
USEP7087M	1995	L6	JEEP Grand Cherokee
	1995	V8	JEEP Grand Cherokee
USEP7089M	1995-1997	L4	CHRYSLER Cirrus
	1996-1998	L4	CHRYSLER Sebring
	1995-1997	L4	CHRYSLER Stratus
	1995-2000	L4	DODGE Stratus
	1995-1997	L4	PLYMOUTH Breeze
	1995-1997	V6	CHRYSLER Cirrus
	1996-1998	V6	CHRYSLER Sebring
	1995-1997	V6	DODGE Stratus
USEP7091S	1987-1990	L6	JEEP Cherokee
	1987-1990	L6	JEEP Wagoneer
USEP7093	1996-1997	V10	DODGE Ram 2500
	1996-1997	V10	DODGE Ram 3500
	1997	V6	CHRYSLER Concorde
	1996-1997	V6	CHRYSLER Intrepid
	1996-1997	V6	CHRYSLER LHS
	1996	V6	CHRYSLER New Yorker
	1996-1997	V6	DODGE Intrepid
	1996-1997	V6	DODGE Ram 1500
	1996-1997	V6	DODGE Ram 2500
	1996-1997	V8	DODGE Ram 1500
	1996-1997	V8	DODGE Ram 2500
	1996-1997	V8	DODGE Ram 3500
	1996-1997	V10	DODGE Ram 2500
	1996-1997	V10	DODGE Ram 3500
	1996-1997	V6	DODGE Ram 1500
	1996-1997	V8	DODGE Ram 1500
	1996-1997	V8	DODGE Ram 2500
	1996-1997	V8	DODGE Ram 3500
	1997	V8	DODGE TRUCK Ramcharger
USEP7094	1998-2001	L4	DODGE Dakota
	1998-2002	V10	DODGE Ram 2500

** See Applications Guide for Detailed Notes

USMW	Years	Cyl.	Specifications
	1998-2002	V10	DODGE Ram 3500
	2001	V6	CHRYSLER TRUCK Grand Voyager
	1998	V6	DODGE B1500
	1997	V6	DODGE B2500
	1998-2001	V6	DODGE Dakota
	1998-2001	V6	DODGE Ram 1500
	1999-2002	V6	DODGE Ram 1500 Van
	2001	V6	DODGE Ram 2500 Van
	1998	V8	DODGE B1500
	1998	V8	DODGE B2500
	1998	V8	DODGE B3500
	2000-2001	V8	DODGE Dakota
	1998-2001	V8	DODGE Ram 1500
	1999-2002	V8	DODGE Ram 1500 Van
	1998-2002	V8	DODGE Ram 2500
	1999-2002	V8	DODGE Ram 2500 Van
	1998-2002	V8	DODGE Ram 3500
	1999-2002	V8	DODGE Ram 3500 Van
	1998-2001	V8	DODGE TRUCK RAM 2500 3/4 ton 2WD
	1998-2001	V8	DODGE TRUCK RAM 2500 3/4 ton 4WD
	1997-2001	V8	DODGE TRUCK Ramcharger
	2000	L4	CHRYSLER Voyager
	1996-1997	L4	CHRYSLER TRUCK Voyager
	1996-1999	L4	DODGE Caravan
	1996-1997	L4	DODGE Grand Caravan
	1996-1997	L4	PLYMOUTH Grand Voyager
	1996-2000	L4	PLYMOUTH Voyager
	2000	V6	CHRYSLER Grand Voyager
	1996-2000	V6	CHRYSLER Town & Country
	2000	V6	CHRYSLER Voyager
	1998-2000	V6	CHRYSLER TRUCK Grand Voyager
	1996-1999	V6	CHRYSLER TRUCK Voyager
	1996-1999	V6	DODGE Caravan
	1996-2000	V6	DODGE Grand Caravan
	1996-2000	V6	PLYMOUTH Grand Voyager
	1996-2000	V6	PLYMOUTH Voyager
	1997	V6	PLYMOUTH TRUCK Grand Voyager 2WD
USEP7097	1996-1997	L4	CHRYSLER Neon
	1996-1999	L4	DODGE Neon
	1996-1999	L4	PLYMOUTH Neon
	1995-2002	V6	CHRYSLER TRUCK Voyager
	1996-1997	L4	CHRYSLER Neon
	1996-1999	L4	DODGE Neon
	1996-1999	L4	PLYMOUTH Neon
USEP7099M	1996	L6	JEEP Grand Cherokee
	1996	V8	JEEP Grand Cherokee
USEP7100	1996	V6	DODGE B1500
	1996	V6	DODGE B2500
	1996	V8	DODGE B1500
	1996	V8	DODGE B2500
	1996	V8	DODGE B3500
	1996	V6	DODGE B1500
	1996	V6	DODGE B2500
	1996	V8	DODGE B1500
	1996	V8	DODGE B2500
	1996	V8	DODGE B3500
USEP7101M	1996-1997	V6	CHRYSLER Concorde
	1996-1997	V6	CHRYSLER Intrepid
	1996-1997	V6	CHRYSLER LHS
	1996	V6	CHRYSLER New Yorker
	1996-1997	V6	DODGE Intrepid
	1996-1997	V6	EAGLE Vision
USEP7103M	1997-1998	L6	JEEP Grand Cherokee
	1997-1998	V8	JEEP Grand Cherokee
USEP7104M	1997	V6	DODGE B1500
	1997	V6	DODGE B2500
	1997	V8	DODGE B1500
	1997	V8	DODGE B2500
	1997-1998	V8	DODGE B3500

USMW	Years	Cyl.	Specifications
USEP7111M	1998-2002	V10	DODGE Ram 2500
	1998-2002	V10	DODGE Ram 3500
	1998-2001	V6	DODGE Ram 1500
	1998-2002	V8	DODGE Ram 1500
	1998-2002	V8	DODGE Ram 2500
	1998-2002	V8	DODGE Ram 3500
	1998-2001	V8	DODGE TRUCK RAM 2500 3/4 ton 2WD
	1998-2001	V8	DODGE TRUCK RAM 2500 3/4 ton 4WD
	1998-2001	V8	DODGE TRUCK Ramcharger
USEP7113M	1998-1999	L4	CHRYSLER Cirrus
	1998-2000	L4	DODGE Stratus
	1989-2000	L4	PLYMOUTH Breeze
	1998-2000	V6	CHRYSLER Cirrus
	1999-2000	V6	CHRYSLER Sebring
	1998-2000	V6	DODGE Stratus
USEP7114M	1997-1999	L4	DODGE Dakota
	1997-1999	V6	DODGE Dakota
	1997-1999	V8	DODGE Dakota
USEP7115M	1997-2002	L4	JEEP Wrangler
	1997-2002	L6	JEEP Wrangler
USEP7116	1998-1999	L4	DODGE Dakota
	1998-1999	V8	DODGE Dakota
	1997-2002	L4	DODGE Dakota
	1997-2003	V6	DODGE Dakota
	1997-2003	V8	DODGE Dakota
USEP7117	1998-1999	V6	DODGE Durango
	1998-2000	V8	DODGE Durango
	2002-2003	V8	DODGE Durango
	1998-1999	V6	DODGE Durango
	1998-2003	V8	DODGE Durango
USEP7121M	1997-2000	L4	JEEP Cherokee
	1997-2001	L6	JEEP Cherokee
USEP7122M	1997-1998	L4	JEEP Wrangler
	1997-1999	L6	JEEP Wrangler
USEP7123M	1998	V6	DODGE B1500
	1999-2003	V6	DODGE Ram 1500 Van
	2001	V6	DODGE Ram 2500 Van
	1998	V8	DODGE B1500
	1998	V8	DODGE B2500
	1998	V8	DODGE B3500
	1999-2003	V8	DODGE Ram 1500 Van
	1999-2003	V8	DODGE Ram 2500 Van
	1999-2003	V8	DODGE Ram 3500 Van
USEP7124M	1998	V6	DODGE B1500
	1999-2002	V6	DODGE Ram 1500 Van
	2001	V6	DODGE Ram 2500 Van
	1998	V8	DODGE B1500
	1998	V8	DODGE B2500
	1998	V8	DODGE B3500
	1999-2002	V8	DODGE Ram 2500 Van
	1999-2002	V8	DODGE Ram 3500 Van
USEP7127M	1999-2004	L6	JEEP Grand Cherokee
	1999-2004	V8	JEEP Grand Cherokee
USEP7128M	2001	L4	DODGE Dakota
	2001-2003	V6	DODGE Dakota
	2001-2003	V8	DODGE Dakota
USEP7129M	2000	V6	CHRYSLER Grand Voyager
	1999-2000	V6	CHRYSLER Town & Country
	2000	V6	CHRYSLER Voyager
	1998-1999	V6	DODGE Caravan
	1998-2000	V6	DODGE Grand Caravan
	1998-2000	V6	PLYMOUTH Grand Voyager
	1998-2000	V6	PLYMOUTH Voyager
USEP7130M	2000	L4	DODGE Neon
	2000	L4	PLYMOUTH Neon
USEP7137	1999	V6	CHRYSLER 300M
	1998-1999	V6	CHRYSLER Concorde
	1999	V6	CHRYSLER LHS
	1998-1999	V6	DODGE Intrepid

BUYER'S GUIDE



FUEL PUMP BUYER'S GUIDE



USMW	Years	Cyl.	Specifications
	1999	V6	CHRYSLER 300M
	1998-1999	V6	CHRYSLER Concorde
	1999	V6	CHRYSLER LHS
	1998-1999	V6	DODGE Intrepid
USEP7138M	1998-2001	V10	DODGE Ram 2500
	1998-2001	V10	DODGE Ram 3500
	1998-2001	V6	DODGE Ram 1500
	1999-2001	V8	DODGE Ram 1500
	1998-2001	V8	DODGE Ram 3500
	1998-2001	V8	DODGE TRUCK Ramcharger
USEP7141M	2002	L4	CHRYSLER Cirrus
	2001-2002	L4	CHRYSLER Sebring
	2001-2002	L4	DODGE Stratus
	2001-2002	V6	CHRYSLER Cirrus
	2001-2002	V6	CHRYSLER Sebring
	2001-2002	V6	DODGE Stratus
USEP7142M	2001-2005	L4	DODGE Neon
	2001	L4	PLYMOUTH Neon
USEP7143M	2001-2003	L4	CHRYSLER PT Cruiser
USEP7144M	2001-2003	L4	CHRYSLER Voyager
	2001-2003	L4	DODGE Caravan
	2001-2003	V6	CHRYSLER Town & Country
	2001-2003	V6	CHRYSLER Voyager
	2001	V6	CHRYSLER TRUCK Grand Voyager
	2001-2003	V6	DODGE Caravan
	2001-2003	V6	DODGE Grand Caravan
USEP7146M	2001-2003	V6	CHRYSLER Town & Country
	2001-2003	V6	CHRYSLER Voyager
	2001	V6	CHRYSLER TRUCK Grand Voyager
	2001-2003	V6	DODGE Caravan
	2001-2003	V6	DODGE Grand Caravan
USEP7152M	2000-2004	V6	CHRYSLER 300M
	2000-2004	V6	CHRYSLER Concorde
	2000-2001	V6	CHRYSLER LHS
	2001-2004	V6	DODGE Intrepid
USEP7153	2000-2002	L6	DODGE Ram 2500
	2000-2002	L6	DODGE Ram 3500
USEP7154	1998-2000	L4	JEEP Cherokee
	2003	L4	JEEP TJ
	1997-2004	L4	JEEP Wrangler
	1997-20013	L6	JEEP Cherokee
	1997-2000	L6	JEEP Grand Cherokee
	2003-2004	L6	JEEP TJ
	1998-2004	L6	JEEP Wrangler
	2004	V6	DODGE Dakota
	2004	V8	DODGE Dakota
	1997-2004	V8	JEEP Grand Cherokee
USEP7156M	2003	L4	JEEP TJ
	2003-2004	L4	JEEP Wrangler
	2003-2004	L6	JEEP TJ
	2003-2004	L6	JEEP Wrangler
USEP7158M	2003	V10	DODGE Ram 2500
	2003	V10	DODGE Ram 3500
	2003	V8	DODGE Ram 2500
	2003	V8	DODGE Ram 3500
USEP7159M	2003	V8	DODGE Ram 1500
USEP7160M	2002-2003	V6	DODGE Ram 1500
	2003-2006	V8	DODGE TRUCK RAM 2500 3/4 ton 2WD
	2003	V8	DODGE TRUCK RAM 2500 3/4 ton 4WD
USEP7161M	2002-2003	V6	DODGE Ram 1500
	2002-2003	V8	DODGE Ram 1500
USEP7162M	2002-2003	L4	JEEP Liberty
USEP7165M	2004-2007	V6	DODGE Ram 1500
	2005-2007	V8	DODGE Ram 2500
	2005	V8	DODGE Ram 3500
	2004-2006	V8	DODGE TRUCK RAM 2500 3/4 ton 4WD
USEP7167M	2003-2009	L4	CHRYSLER Cirrus
	2003-2006	L4	CHRYSLER Sebring
	2003-2006	L4	DODGE Stratus

USMW	Years	Cyl.	Specifications
	2003-2009	V6	CHRYSLER Cirrus
	2005-2006	V6	CHRYSLER Sebring
	2003-2006	V6	DODGE Stratus
USEP7168M	2003	V6	DODGE Dakota
	2003	V8	DODGE Dakota
USEP7169M	2003-2006	V6	CHRYSLER Sebring
	2003-2006	V6	DODGE Stratus
USEP7170M	2004	V8	DODGE Ram 2500
	2004	V8	DODGE Ram 3500
USEP7172M	2004-2007	L4	DODGE Caravan
	2004-2007	V6	CHRYSLER Town & Country
	2005-2008	V6	CHRYSLER TRUCK Voyager
	2005-2007	V6	DODGE Caravan
	2004-2005	V6	DODGE Grand Caravan
USEP7180M	2006-2007	V8	DODGE Ram 1500
	2007	V8	DODGE TRUCK RAM 2500 3/4 ton 2WD
USEP7182	2007-2009	V8	DODGE TRUCK RAM 2500 3/4 ton 2WD
	2005-2008	V8	DODGE TRUCK RAM 2500 3/4 ton 4WD
	2005-2007	V6	DODGE Ram 1500
	2005-2009	V8	DODGE Ram 1500
	2005-2009	V8	DODGE Ram 2500
	2006-2009	V8	DODGE Ram 3500
	2007-2009	V8	DODGE TRUCK RAM 2500 3/4 ton 2WD
	2007-2008	V8	DODGE TRUCK RAM 2500 3/4 ton 4WD
USEP7184M	2004-2007	V6	DODGE Durango
	2007	V8	CHRYSLER Aspen
	2004-2007	V8	DODGE Durango
USEP7185M	2004	V6	DODGE Dakota
	2004	V8	DODGE Dakota
USEP7186M	2004-2006	V6	DODGE Ram 1500
	2004-2006	V8	DODGE Ram 1500
USEP7187M	1999-2002	L6	DODGE Ram 2500
	1999-2002	L6	DODGE Ram 3500
USEP7189M	2005-2009	L4	CHRYSLER PT Cruiser
USEP7190M	2005-2008	L4	CHRYSLER PT Cruiser
USEP7191M	2003	L4	CHRYSLER PT Cruiser
USEP7194M	2004-2006	V6	CHRYSLER Pacifica
USEP7195M	2006-2007	V6	DODGE Grand Caravan
USEP7196M	2005-2007	V6	CHRYSLER Town & Country
	2005-2007	V6	DODGE Grand Caravan
USEP7197M	2006-2009	V6	JEEP Commander
	2005-2009	V6	JEEP Grand Cherokee
	2007-2009	V8	JEEP Commander
	2005-2009	V8	JEEP Grand Cherokee
	2008	V8	JEEP Grand Cherokee 2WD
USEP7198M	2005-2009	V6	DODGE Dakota
	2006-2009	V6	MITSUBISHI Raider
	2007-2009	V8	DODGE Dakota
	2006-2007	V8	MITSUBISHI Raider
USEP7199M	2005	L4	JEEP Liberty
	2005-2007	V6	JEEP Liberty
USEP7200M	2005-2006	L4	JEEP Wrangler
	2005-2006	L6	JEEP Wrangler
USEP7202M	2003-2006	L5	DODGE Sprinter 2500
	2003-2006	L5	DODGE Sprinter 3500
USEP7206	2005-2008	L4	CHRYSLER PT Cruiser
	2007-2009	V6	DODGE Dakota
	2006-2009	V6	JEEP Commander
	2005-2009	V6	JEEP Grand Cherokee
	2006-2007	V6	MITSUBISHI Raider
	2007-2008	V8	DODGE Dakota
	2007-2009	V8	JEEP Commander
	2005-2009	V8	JEEP Grand Cherokee
	2008	V8	JEEP Grand Cherokee 2WD
	2007	V8	MITSUBISHI Raider
USEP7207	2006-2008	L4	CHRYSLER PT Cruiser
	2005	L4	JEEP Liberty
	2005-2006	L4	JEEP Wrangler
	2005-2006	L6	JEEP Wrangler

** See Applications Guide for Detailed Notes

USMW	Years	Cyl.	Specifications	
USEP7210M	2005-2006	V6	JEEP Liberty	
	2007	V8	JEEP Grand Cherokee	
	2008-2009	L4	DODGE Avenger	
	2013	L4	DODGE Avenger GTS	
	2010-2011	L4	DODGE Avenger SE	
USEP7219M	2011	L4	DODGE Avenger SXT	
	2007-2009	V6	DODGE Nitro	
USEP7220M	2008-2009	V6	JEEP Liberty	
	2007-2009	L4	DODGE Caliber	
USEP7221	2007-2009	L4	JEEP Compass	
	2007-2009	L4	JEEP Patriot	
	2004-2007	L4	DODGE Caravan	
	2004	V6	CHRYSLER Town & Country	
	2006-2007	V6	CHRYSLER Town & Country	
	2005-2008	V6	CHRYSLER TRUCK Voyager	
	2004	V6	DODGE Caravan	
USEP7230	2006-2007	V6	DODGE Caravan	
	2006-2007	V6	DODGE Grand Caravan	
USEP7234M	2003	L6	DODGE Ram 2500	
	2003	L6	DODGE Ram 3500	
USEP7241M	2012	V6	DODGE TRUCK Durango 2WD	
USEP7333	2010	V6	CHRYSLER 300	
USEP7334	1980	L4	RENAULT R12 TS	
	1980-1985	L4	RENAULT R18	
USEP7359	1991-1992	L4	BMW 318i	
	1988-1991	L4	BMW M3	
	1985	L4	RENAULT Fuego	
	1985-1986	L4	RENAULT R18i	
	1986-1988	L6	BMW 325	
	1985-1987	L6	BMW 325e	
	1986-1987	L6	BMW 325es	
	1992-1993	L6	BMW 325i	
	1987	L6	BMW 325is	
	1985-1988	L6	BMW 528e	
	1985-1988	L6	BMW 535i	
	1988	L6	BMW 535is	
	1985-1989	L6	BMW 635CSi	
	1985-1986	L6	BMW 735i	
	1987	L6	BMW L6	
	1988	L6	BMW M5	
	1987-1988	L6	BMW M6	
	USEP8000	1985-1987	L4	DODGE Charger
	USEP8002	1986-1989	L4	ACURA Integra
		1988-1989	L4	CHRYSLER Conquest
1990-1992		L4	DAIHATSU Rocky	
1985-1986		L4	DODGE Conquest	
1985		L4	HONDA Accord	
1985-1987		L4	HONDA Civic	
1985-1987		L4	HONDA Prelude	
1986-1987		L4	MITSUBISHI Starion	
1985-1986		L4	PLYMOUTH Conquest	
USEP8004		1992-1993	L4	VOLVO 240
	1986-1989	L4	VOLVO 244	
	1986-1989	L4	VOLVO 245	
	1985-1992	L4	VOLVO 740	
	1989-1990	L4	VOLVO 760	
	1989-1990	L4	VOLVO 780	
	1992-1994	L4	VOLVO 940	
	1991	L6	JAGUAR Vanden Plas	
	1993	L6	JAGUAR Vanden Plas	
	1990-1992	L6	JAGUAR XJ6	
	1992-1994	L6	VOLVO 960	
	1989-1990	V6	VOLVO 760	
	1989-1990	V6	VOLVO 780	
	1985-1986	L4	AMC Encore	
	1969-1970	V6	AMC American	
1966-1970	V6	AMC Classic		
1968-1970	V6	AMC Javelin		
1965-1970	V6	DODGE Coronet		

USMW	Years	Cyl.	Specifications	
USEP8011	1977-1982	V6	DODGE Dart	
	1970-1974	V6	DODGE TRUCK D100 1/2 ton P/U 2WD	
	1980	V6	DODGE TRUCK D150 1/2 ton P/U 2WD	
	1967-1979	V6	DODGE TRUCK D300 1 ton P/U 2WD	
	1981-1987	V6	DODGE TRUCK D350 1 ton P/U 2WD	
	1985-1987	V6	DODGE TRUCK W250 3/4 ton P/U 4WD	
	1984-1985	V6	JEEP CJ10	
	1973-1985	V6	JEEP CJ5D	
	1965-1971	V6	JEEP CJ5S	
	1976-1985	V6	JEEP CJ7	
	1980-1985	V6	JEEP J100	
	1965-1969	V6	JEEP J162	
	1973-1985	V6	JEEP J164	
	1973-1985	V6	JEEP J164V	
	1968-1971	V6	JEEP J262S	
	1967	V6	JEEP J264D	
	1967-1984	V6	JEEP J364R	
	1976-1985	V6	JEEP Wagoneer	
	1981	V6	PLYMOUTH Valiant	
	1974-1976	V6	PLYMOUTH Valiant Duster	
	1976-1981	V6	PLYMOUTH Volare	
	1969-1984	V8	FORD Mustang	
	1986	V8	FORD TRUCK F150 1/2 ton P/U 4WD	
	1980-1990	V8	FORD TRUCK F350 1 ton P/U 2WD	
	1980-1990	V8	FORD TRUCK F350 1 ton P/U 4WD	
	USEP8012HPT	VARIOUS	N/A	UNIVERSAL 6 volt universal inline solenoid fuel pump, 5-9 PSI, 110 LPH Min. Flowrate. Clear inline filter
	USEP8012S	VARIOUS	N/A	UNIVERSAL 12 volt universal inline rotary vane fuel pump, 5-9 PSI, 125 LPH Min. Flowrate. Metal inline filter
	USEP8012S	VARIOUS	N/A	UNIVERSAL 12 volt universal inline solenoid fuel pump, 5-9 PSI, 110 LPH Min. Flowrate. Clear inline filter
	USEP8012S	1965-1972	L4	BUICK Opel
		1965-1966	L4	NISSAN/DATSUN Nissan Sedan
		1965-1968	L4	NISSAN/DATSUN Station Wagon
		1965-1969	L4	NISSAN/DATSUN TRUCK Pickup
		1966	L4	RENAULT R10
		1965-1969	L4	RENAULT R4L
		1965-1969	L4	RENAULT R8S
		VARIOUS	N/A	UNIVERSAL 12 volt universal inline solenoid fuel pump, 5-9 PSI, 110 LPH Min. Flowrate. Metal inline filter
		1982-1983	V6	BUICK Century
		1985	V6	BUICK Century
		1982-1983	V6	BUICK Regal
		1985	V6	CADILLAC DeVille
1982-1983		V6	CHEVROLET Celebrity	
1985		V6	CHEVROLET Celebrity	
1982-1983		V6	CHEVROLET Malibu	
1982-1983	V6	CHEVROLET Monte Carlo		
1985	V6	OLDSMOBILE 98		
1982-1984	V6	OLDSMOBILE Cutlass Calais		
1982-1983	V6	OLDSMOBILE Cutlass Ciera		
1985	V6	OLDSMOBILE Cutlass Ciera		
1982-1983	V6	OLDSMOBILE Cutlass Supreme		
1982-1985	V6	PONTIAC 6000		
1985	V8	BUICK Electra		
1985	V8	BUICK LeSabre		
1985	V8	BUICK Regal		
1985	V8	BUICK Riviera		
1984	V8	CADILLAC DeVille		
1984-1985	V8	CADILLAC Eldorado		
1984	V8	CADILLAC Fleetwood		
1984-1985	V8	CADILLAC Seville		
1985	V8	CHEVROLET Caprice		
1985	V8	CHEVROLET Impala		
1965-1966	V8	CHEVROLET TRUCK C1405 1/2ton Panel		
1965-1967	V8	CHEVROLET TRUCK C20905 1/2ton Panel		
1967	V8	CHEVROLET TRUCK C3605 3/4ton Panel		
1964-1969	V8	CHEVROLET TRUCK CS1073 1/2ton P/U		
1964-1972	V8	CHEVROLET TRUCK CS31003 1 ton P/U		

BUYER'S GUIDE

USMW	Years	Cyl.	Specifications
	1984	V8	OLDSMOBILE 98
	1984	V8	OLDSMOBILE Custom Cruiser
	1985	V8	OLDSMOBILE Cutlass Salon
	1985	V8	OLDSMOBILE Cutlass Supreme
	1985	V8	OLDSMOBILE Delta 88
	1984-1985	V8	OLDSMOBILE Toronado
	1984	V8	PONTIAC Parisienne
USEP8016HPT	VARIOUS	N/A	UNIVERSAL 12 volt universal inline rotary vane fuel pump, 3-5 PSI, 125 LPH Min. Flowrate. Metal inline filter
USEP8016S	1985-1986	H4	SUBARU DL
	1987	H4	SUBARU Standard
	1988	L3	SUBARU Justy
	1969	L4	BUICK Opel
	2006	L4	CHEVROLET TRUCK Luv
	1986	L4	MAZDA Familia
	1967-1984	L4	NISSAN/DATSUN Nissan Sedan
	1982-1987	L4	NISSAN/DATSUN Sakura
	1980-1984	L4	NISSAN/DATSUN Samurai
	1969-1984	L4	NISSAN/DATSUN Station Wagon
	1987-1991	L4	NISSAN/DATSUN TRUCK Iohi Van
	1976-1983	L4	NISSAN/DATSUN TRUCK Pickup
	1994	L4	NISSAN/DATSUN TRUCK Pickup 2WD
	1985-1987	L4	VOLKSWAGEN Atlantic
	1984-1987	L4	VOLKSWAGEN Corsar
	1987	L4	VOLKSWAGEN Golf
	1988-1990	L4	VOLKSWAGEN TRUCK Combi
	1988-1990	L4	VOLKSWAGEN TRUCK Panel
	VARIOUS	N/A	UNIVERSAL 12 volt universal inline solenoid fuel pump, 3-5 PSI, 95 LPH Min. Flowrate. Clear inline filter
	1977-1982	L4	FORD Courier
	1979-1984	L4	MAZDA B2000
	1967-1974	L4	MG Midget
	VARIOUS	N/A	UNIVERSAL 12 volt universal inline solenoid fuel pump, 3-5 PSI, 95 LPH Min. Flowrate. Metal inline filter
USEP8023	1987-1988	L3	CHEVROLET Sprint
	1990-1992	L3	DAIHATSU Charade
	1988	L4	CHEVROLET Nova
	1990-1992	L4	DAIHATSU Charade
	1989-1990	L4	DODGE Colt
	1989-1990	L4	EAGLE Summit
	1993-1994	L4	EAGLE Talon
	1991-1993	L4	FORD Festiva
	1989-1992	L4	FORD Probe
	1990	L4	GEO Prizm
	1990-1993	L4	HONDA Accord
	1990-1994	L4	HONDA Civic
	1988	L4	HONDA Civic
	1990-1995	L4	HONDA CRX
	1988	L4	HONDA CRX
	1992-1996	L4	HONDA Prelude
	1990-1991	L4	MAZDA 323
	1988-1991	L4	MAZDA 626
	1991-1993	L4	MAZDA B2200
	1989	L4	MAZDA B2600
	1991-1993	L4	MAZDA B2600
	1986	L4	MAZDA Familia
	1989-1992	L4	MAZDA MPV
	1994	L4	MAZDA MPV
	1990-1994	L4	MAZDA MX-6
	1988	L4	MAZDA MX-6
	1990-1991	L4	MAZDA Protege
	1991-1994	L4	MERCURY Capri
	1988-1989	L4	MERCURY Tracer
	1993-1994	L4	MITSUBISHI Eclipse
	1985-1987	L4	MITSUBISHI Galant
	1989-1990	L4	MITSUBISHI Galant
	1989	L4	MITSUBISHI Mirage
	1989	L4	PLYMOUTH Colt
	1989-1990	L4	PLYMOUTH Colt

USMW	Years	Cyl.	Specifications
	1990	L4	PLYMOUTH Colt
	1990	L4	PLYMOUTH Laser
	1990-1991	L4	PLYMOUTH Laser
	1992	L4	PLYMOUTH Laser
	1993-1994	L4	PLYMOUTH Laser
	1989	L4	SUZUKI Sidekick
	1990	L4	SUZUKI Sidekick
	1991	L4	SUZUKI Sidekick
	1989	L4	SUZUKI Swift
	1990-1991	L4	SUZUKI Swift
	1992-1994	L4	SUZUKI Swift
	1985-1987	L4	TOYOTA 4Runner
	1988	L4	TOYOTA 4Runner
	1989	L4	TOYOTA 4Runner
	1990-1991	L4	TOYOTA 4Runner
	1989-1991	L4	TOYOTA Camry
	1988-1989	L4	TOYOTA Celica
	1988-1989	L4	TOYOTA Corolla
	1991-1995	L4	TOYOTA MR2
	1989-1990	L4	TOYOTA Pickup
	1991-1993	L4	TOYOTA Previa
	1986-1988	L4	TOYOTA Van
	1992-1994	L5	ACURA Vigor
	2002-2006	L5	FREIGHTLINER Sprinter 2500
	2002-2006	L5	FREIGHTLINER Sprinter 3500
	1985-1986	L6	TOYOTA Celica
	1986-1992	L6	TOYOTA Cressida
	1988-1989	L6	TOYOTA Land Cruiser
	1991-1992	L6	TOYOTA Land Cruiser
	1989-1991	L6	TOYOTA Supra
	1989-1995	V6	ACURA Legend
	2007-2008	V6	FREIGHTLINER Sprinter 2500
	2007-2008	V6	FREIGHTLINER Sprinter 3500
	1990-1991	V6	LEXUS ES250
	1988-1991	V6	MAZDA 929
	1989-1995	V6	MAZDA MPV
	1988	V6	MITSUBISHI Galant
	1989-1990	V6	MITSUBISHI Sigma
	1987-1988	V6	STERLING 825
	1989-1991	V6	STERLING 827
	1990-1991	V6	TOYOTA 4Runner
	1988-1991	V6	TOYOTA Camry
	1989-1990	V6	TOYOTA Pickup
USEP8030	1990	L4	VOLKSWAGEN Corrado
	1987-1991	L4	VOLKSWAGEN Golf
	1990-1995	L4	VOLKSWAGEN Jetta
	1988	L4	VOLKSWAGEN Jetta
USEP8032	1988-1989	L4	NISSAN D21
	1991-1992	L4	NISSAN D21
	1995	L4	NISSAN Pickup
	1995	V6	NISSAN Pickup
USEP8048	1987-1989	L4	NISSAN Stanza
USEP8051H	1985-1989	L4	ISUZU Impulse
USEP8059	1988-1989	H4	SUBARU DL
	1988-1989	H4	SUBARU GL
	1986-1989	H4	SUBARU GL-10
	1991-1993	H4	SUBARU Loyale
	1986	H4	SUBARU RX
USEP8060	1987-1988	L4	SAAB 900
USEP8061	1981-1984	L4	SAAB 900
USEP8075	1985-1988	V6	NISSAN Maxima
USEP8076	1992-1993	L3	GEO Metro
	1995	L3	GEO Metro
	1995	L4	GEO Metro
	1990-1994	L4	SUZUKI Swift
USEP8077	1994-1998	L4	SAAB 900
	1993-1997	L4	SAAB 9000
	2000	L4	SAAB 9-5
	1994-1997	V6	SAAB 900

USMW	Years	Cyl.	Specifications
	1995-1997	V6	SAAB 9000
	1999	V6	SAAB 9-5
USEP8078H	1994-1995	L4	HONDA Passport
	1989-1994	L4	ISUZU Amigo
	1989-1995	L4	ISUZU Pickup
	1991-1995	L4	ISUZU Rodeo
	1988-1991	L4	ISUZU Trooper
	1992-1993	V6	ISUZU Trooper
USEP8095	1985-1987	H4	SUBARU Brat
	1985-1986	H4	SUBARU GL
	1988-1989	H4	SUBARU GL
	1985-1986	H4	SUBARU Standard
USEP8096	1987-1989	L4	SAAB 900
	1987	L4	SAAB 9000
USEP8097	1987-1988	L4	NISSAN Pulsar NX
	1987	L4	NISSAN Sentra
	1987-1991	L4	NISSAN/DATSUN Hikari
USEP8098	1988-1989	L4	NISSAN Pulsar NX
	1989	L4	NISSAN Sentra
	1994	L4	NISSAN/DATSUN TRUCK Ichi Van
USEP8099	1985	L4	SAAB 900
	1986	L4	SAAB 9000
USEP8111	1990-1996	V6	NISSAN 300ZX
USEP8113	1990-1996	V6	NISSAN 300ZX
USEP8114	1990-1996	V6	NISSAN 300ZX
USEP8116	1987	L4	NISSAN Pathfinder
	1987-1995	V6	NISSAN Pathfinder
USEP8118	1988	L4	NISSAN Sentra
	1988	L4	NISSAN Van
USEP8119	1990-1993	L4	ACURA Integra
	1990-1992	L4	GEO Prizm
	1990-1993	L4	TOYOTA Celica
	1990-1992	L4	TOYOTA Corolla
	1991-1994	L4	TOYOTA MR2
	1992	L6	TOYOTA Supra
	1988-1990	L6	TOYOTA Supra
	1991-1994	V6	ACURA NSX
	2000-2005	V6	ACURA NSX
	1993-1996	V6	DODGE Stealth
	1993-1998	V6	MITSUBISHI 3000GT
	1990-2000	V8	LEXUS LS400
USEP8123	1981-1984	L4	VOLVO 242
	1985	L4	VOLVO 244
	1985	L4	VOLVO 245
	1981	V6	VOLVO 262
	1981-1982	V6	VOLVO 264
	1981	V6	VOLVO 265
USEP8132	1995	V12	BMW 850
	1988-1994	V12	BMW 750iL
	1993-1994	V12	BMW 850Ci
	1994-1995	V12	BMW 850CSi
	1991-1992	V12	BMW 850i
USEP8138H	1991-1992	L4	BMW 318i
	1988-1993	L6	BMW 325i
	1988-1990	L6	BMW 325is
	1988-1991	L6	BMW 325iX
USEP8139	1989-1995	L6	BMW 525i
	1993	L6	BMW 525iT
	1989-1993	L6	BMW 535i
	1987-1992	L6	BMW 735i
	1988-1992	L6	BMW 735iL
	1986-1987	L6	BMW L7
	1991-1993	L6	BMW M5
USEP8141H	1984-1985	L4	BMW 318i
	1988-1991	L4	BMW M3
	1986-1988	L6	BMW 325
	1985-1987	L6	BMW 325e
	1986-1987	L6	BMW 325es
	1987	L6	BMW 325i

USMW	Years	Cyl.	Specifications
	1987	L6	BMW 325is
USEP8146	1988-1989	L4	AUDI 80
	1988	L4	AUDI 90
	1988-1989	L5	AUDI 80 Quattro
	1988-1989	L5	AUDI 90
	1988-1989	L5	AUDI 90 Quattro
	1987	L5	AUDI Coupe
USEP8147	1985	L4	VOLVO 745
	1986-1987	L4	VOLVO 760
	1985	V6	VOLVO 760
USEP8149	1985-1990	L4	ALFA ROMEO Spider
	1985-1988	L4	PEUGEOT 505
	1985-1986	V6	ALFA ROMEO GTV-6
	1987-1989	V6	ALFA ROMEO Milano
	1987-1988	V6	PEUGEOT 505
	2008	V8	ALFA ROMEO 8C
	1992-2001	V8	AM GENERAL Hummer
USEP8150	1985-1986	L4	PEUGEOT 505
USEP8151	1992-1996	V10	DODGE Viper
USEP8158	1986-1987	L4	HONDA Prelude
USEP8175	1985	L5	AUDI Quattro
USEP8177	1994-1991	L4	MERCEDES BENZ 220E
	1985-1990	L4	MERCEDES-BENZ 190E
	1994-1996	L4	MERCEDES-BENZ C220
	1987-1989	L6	MERCEDES-BENZ 260E
	1988-1993	L6	MERCEDES-BENZ 300CE
	1986-1993	L6	MERCEDES-BENZ 300E
	1992-1993	L6	MERCEDES-BENZ 300SE
	1990-1993	L6	MERCEDES-BENZ 300SL
	1990-1993	L6	MERCEDES-BENZ 300TE
	1994	L6	MERCEDES-BENZ C280
	1994-1995	L6	MERCEDES-BENZ E320
	1994-1996	L6	MERCEDES-BENZ S320
	1994	L6	MERCEDES-BENZ SL320
	1994-1995	V12	MERCEDES BENZ 600SEC
	1991-1995	V12	MERCEDES BENZ 600SEL
	1993	V12	MERCEDES-BENZ 600SEC
	1992-1993	V12	MERCEDES-BENZ 600SEL
	1993	V12	MERCEDES-BENZ 600SL
	1987-1989	V6	MERCEDES BENZ 260SE
	1993	V6	MERCEDES BENZ 280E
	1993	V6	MERCEDES BENZ 300CE
	1986	V8	MERCEDES BENZ 420SE
	1986	V8	MERCEDES BENZ 420SL
	1991	V8	MERCEDES BENZ 500E
	1991-1994	V8	MERCEDES BENZ 500SEL
	1986-1989	V8	MERCEDES BENZ 500SL
	1986	V8	MERCEDES BENZ 560SE
	1992-1993	V8	MERCEDES-BENZ 400E
	1992	V8	MERCEDES-BENZ 400SE
	1993	V8	MERCEDES-BENZ 400SEL
	1986-1991	V8	MERCEDES-BENZ 420SEL
	1992-1993	V8	MERCEDES-BENZ 500E
	1993	V8	MERCEDES-BENZ 500SEC
	1992-1993	V8	MERCEDES-BENZ 500SEL
	1990-1993	V8	MERCEDES-BENZ 500SL
	1986-1991	V8	MERCEDES-BENZ 560SEC
	1986-1991	V8	MERCEDES-BENZ 560SEL
	1986-1989	V8	MERCEDES-BENZ 560SL
	1994	V8	MERCEDES-BENZ E500
	1994-1995	V8	MERCEDES-BENZ S420
	1994-1995	V8	MERCEDES-BENZ S500
USEP8186	1991-1992	L4	VOLVO 740
	1988	L4	VOLVO 760
	1989	L4	VOLVO 780
	1994	L6	VOLVO 960
USEP8190	1989-1993	V6	NISSAN Maxima
USEP8191S	1991-1996	H4	SUBARU Legacy
USEP8192	1991	L3	SUBARU Justy

BUYER'S GUIDE

USMW	Years	Cyl.	Specifications
USEP8197H	1985-1988	L6	BMW 528e
	1985-1988	L6	BMW 535i
	1988	L6	BMW 535is
	1985-1989	L6	BMW 635CSi
	1987	L6	BMW L6
	1988	L6	BMW M5
	1987-1988	L6	BMW M6
USEP8200	1985-1990	L4	VOLKSWAGEN Cabriolet
	1984-1987	L4	VOLKSWAGEN Caribe
	1990	L4	VOLKSWAGEN Fox
	1992-1993	L4	VOLKSWAGEN Fox
	1985-1989	L4	VOLKSWAGEN Golf
	1990-1996	L4	VOLKSWAGEN Jetta
	1988	L4	VOLKSWAGEN Jetta
	1991-1992	L4	VOLKSWAGEN Passat
	1985-1988	L4	VOLKSWAGEN Scirocco
USEP8202	1992-1993	L4	VOLKSWAGEN Cabriolet
	1992-1993	L4	VOLKSWAGEN Fox
USEP8205H	1991-1992	V6	ISUZU Rodeo
	1989-1991	V6	ISUZU Trooper
USEP8211	1990-1991	L4	MITSUBISHI Precis
USEP8213	1998-2002	L4	CHEVROLET Prizm
	1993-1997	L4	GEO Prizm
	2003-2006	L4	NISSAN/DATSUN TRUCK X-Trail
	2003-2004	L4	PONTIAC Vibe
	2006	L4	PONTIAC Vibe
	2004-2006	L4	SCION xA
	2004-2006	L4	SCION xB
	1992-1998	L4	TOYOTA 4Runner
	1992-2005	L4	TOYOTA Camry
	1993-2005	L4	TOYOTA Celica
	1998-2002	L4	TOYOTA Corolla
	2002-2003	L4	TOYOTA Echo
	2005	L4	TOYOTA Echo
	2003-2004	L4	TOYOTA Matrix
	1992-1994	L4	TOYOTA Paseo
	1996	L4	TOYOTA Paseo
	1998	L4	TOYOTA Paseo
	1992-1995	L4	TOYOTA Pickup
	1995	L4	TOYOTA Previa
	1996-1997	L4	TOYOTA RAV4
	1994-1995	L4	TOYOTA T100
	1999-2000	L4	TOYOTA Tacoma
	2003	L4	TOYOTA Tacoma
	1991-1994	L4	TOYOTA Tercel
	1994-1995	V6	LEXUS ES300
	1999-2003	V6	LEXUS ES300
	2004-2006	V6	LEXUS ES330
	2007-2009	V6	LEXUS ES350
	1992-1995	V6	TOYOTA 4Runner
	1995-1997	V6	TOYOTA Avalon
	2002-2004	V6	TOYOTA Avalon
	1992-1993	V6	TOYOTA Camry
	2005-2006	V6	TOYOTA Camry
	1992-1995	V6	TOYOTA Pickup
	1998-2000	V6	TOYOTA Sienna
	2005-2008	V6	TOYOTA Solara
	1996-1997	V6	TOYOTA T100
	1999-2000	V6	TOYOTA Tacoma
	2003	V6	TOYOTA Tacoma
	1996-1997	V6	TOYOTA Tacoma
USEP8214	1991-1993	L4	SAAB 900
USEP8216H	1985-1986	L6	BMW 735i
USEP8217	1990-1991	L4	MAZDA Protege
USEP8218	1990-1992	V6	INFINITI M30
USEP8219	1990-1996	V8	INFINITI Q45
USEP8222	1991	L5	AUDI Coupe Quattro
	1993	L5	AUDI S4
	1992-1994	V6	AUDI 100

USMW	Years	Cyl.	Specifications
	1993	V6	AUDI 100 Quattro
	1993	V6	AUDI 90
	1993	V6	AUDI 90 Quattro
USEP8224	1992-1993	L4	VOLVO 240
	1986-1989	L4	VOLVO 244
	1989-1990	L4	VOLVO 740
	1989-1990	L4	VOLVO 760
	1989-1990	L4	VOLVO 780
	1992-1994	L4	VOLVO 940
	1990	L6	JAGUAR Vanden Plas
	1992	L6	JAGUAR Vanden Plas
	1991	L6	JAGUAR Vanden Plas
	1993	L6	JAGUAR Vanden Plas
	1990-1992	L6	JAGUAR XJ6
USEP8229	1992-1994	L6	VOLVO 960
	1989-1990	V6	VOLVO 760
	1989-1990	V6	VOLVO 780
	2003	H4	SUBARU Baja
	1999-2002	H4	SUBARU Forester
	1993-1994	H4	SUBARU Impreza
	1999-2001	H4	SUBARU Impreza
	2001-2003	H4	SUBARU Legacy
	2001-2003	H4	SUBARU Outback
	1998	L3	CHEVROLET Metro
	2000	L3	CHEVROLET Metro
	1996-1997	L3	GEO Metro
	1992-1993	L3	SUBARU Justy
	1998-1999	L4	ACURA CL
	1996-1999	L4	ACURA Integra
	1998-2000	L4	CHEVROLET Metro
	1999-2002	L4	CHEVROLET Tracker
	1999-2001	L4	CHEVROLET TRUCK Tracker 2WD
	1999-2001	L4	CHEVROLET TRUCK Tracker 4WD
	1995-2000	L4	CHRYSLER Cirrus
	1996-1998	L4	CHRYSLER Sebring
	1995-1998	L4	DODGE Avenger
	1991-1994	L4	DODGE Colt
	1992-1993	L4	DODGE Ram 50
	2004-2006	L4	DODGE Verna
	1992-1994	L4	EAGLE Summit
	1996	L4	EAGLE Summit
	1993-1994	L4	EAGLE Talon
	1996-1998	L4	EAGLE Talon
	1996	L4	GEO Metro
	1990-1993	L4	GEO Storm
	1989-1993	L4	GEO Tracker
	1997	L4	GEO Tracker
	1998-2002	L4	HONDA Accord
	1993-1995	L4	HONDA Civic
	2002-2004	L4	HONDA Civic
	1996-1997	L4	HONDA Civic del Sol
	1998-1999	L4	HONDA CR-V
	1995	L4	HONDA Passport
	1995-1996	L4	HYUNDAI Accent
	2002	L4	HYUNDAI Accent
1996-1997	L4	HYUNDAI Elantra	
1999-2000	L4	HYUNDAI Elantra	
1993-1994	L4	HYUNDAI Sonata	
1996-1997	L4	HYUNDAI Sonata	
1999-2001	L4	HYUNDAI Tiburon	
1999	L4	INFINITI G20	
1991-1992	L4	ISUZU Impulse	
1996-1997	L4	ISUZU Oasis	
1996-1997	L4	ISUZU Rodeo	
1991-1992	L4	ISUZU Stylus	
1994-1995	L4	JEEP Cherokee	
2005-2006	L4	KIA Optima	
1996-1997	L4	KIA Sephia	
1997-1998	L4	KIA Sportage	

USMW	Years	Cyl.	Specifications
	1992-1994	L4	MAZDA 323
	1993	L4	MAZDA 626
	1990-1993	L4	MAZDA Miata
	1992-1993	L4	MAZDA MX-3
	1993	L4	MAZDA MX-6
	1992-1994	L4	MAZDA Protege
	1995-2000	L4	MAZDA Protege
	2002-2003	L4	MAZDA Protege5
	2002-2003	L4	MAZDA Protege5
	2005	L4	MAZDA Protege5
	1993-1994	L4	MITSUBISHI Eclipse
	1997-1999	L4	MITSUBISHI Eclipse
	1994-1995	L4	MITSUBISHI Eclipse
	1993-1994	L4	MITSUBISHI Eclipse
	1997-1999	L4	MITSUBISHI Eclipse
	1994-1995	L4	MITSUBISHI Expo
	1993-1994	L4	MITSUBISHI Expo LRV
	1991-1992	L4	MITSUBISHI Galant
	1997-1998	L4	MITSUBISHI Galant
	1995-1996	L4	MITSUBISHI Galant
	1990-1992	L4	MITSUBISHI Galant
	1997-2002	L4	MITSUBISHI Galant
	1997-1998	L4	MITSUBISHI Galant
	1995-1998	L4	MITSUBISHI Galant
	1998-2001	L4	MITSUBISHI Galant
	1992	L4	MITSUBISHI Galant
	2001-2004	L4	MITSUBISHI Galant
	1996-1997	L4	MITSUBISHI Galant
	1996-1999	L4	MITSUBISHI Galant
	2000-2005	L4	MITSUBISHI Galant
	1995-2000	L4	MITSUBISHI Galant
	2005	L4	MITSUBISHI Galant
	2000	L4	MITSUBISHI Galant
	1998-2000	L4	MITSUBISHI Galant
	1998-2009	L4	MITSUBISHI Galant
	2010-2011	L4	MITSUBISHI Galant
	2010-2011	L4	MITSUBISHI Galant
	1991-1993	L4	MITSUBISHI Galant
	1998-2008	L4	MITSUBISHI Galant
	2009-2010	L4	MITSUBISHI Galant
	2000-2005	L4	MITSUBISHI Galant
	1991-1994	L4	MITSUBISHI Galant
	1993-1994	L4	MITSUBISHI Galant
	2004-2006	L4	MITSUBISHI Galant
	1995-1998	L4	MITSUBISHI Galant
	1996-1998	L4	MITSUBISHI Galant
	1995-2001	L4	MITSUBISHI Galant
	1999-2001	L4	MITSUBISHI Galant
	1996-1998	L4	MITSUBISHI Galant
	1996-1998	L5	MITSUBISHI Galant
	1994-1995	L6	MITSUBISHI Galant
	1997-1999	V6	MITSUBISHI Galant
	1996-1997	V6	MITSUBISHI Galant
	1996-1998	V6	MITSUBISHI Galant
	2001-2004	V6	MITSUBISHI Galant
	1995	V6	MITSUBISHI Galant
	1999-2000	V6	MITSUBISHI Galant
	1995-1998	V6	MITSUBISHI Galant
	1991	V6	MITSUBISHI Galant
	1993-1996	V6	MITSUBISHI Galant
	1996-1997	V6	MITSUBISHI Galant
	1994-1995	V6	MITSUBISHI Galant
	1993-1994	V6	MITSUBISHI Galant
	1996-1997	V6	MITSUBISHI Galant
	2005	V6	MITSUBISHI Galant
	2005	V6	MITSUBISHI Galant
	1996-1999	V6	MITSUBISHI Galant
	1997-2000	V6	MITSUBISHI Galant
	1993	V6	MITSUBISHI Galant
	1995	V6	MITSUBISHI Galant
	1996-1997	V6	MITSUBISHI Galant
	2003-2004	V6	MITSUBISHI Galant

USMW	Years	Cyl.	Specifications
	1994	V6	MAZDA 626
	1992-1995	V6	MAZDA 929
	1995-1998	V6	MAZDA Millenia
	2002	V6	MAZDA Millenia
	1996-1998	V6	MAZDA MPV
	1992	V6	MAZDA MX-3
	1994	V6	MAZDA MX-3
	1994	V6	MAZDA MX-6
	1993-1999	V6	MITSUBISHI 3000GT
	1997-1998	V6	MITSUBISHI Diamante
	2000-2004	V6	MITSUBISHI Diamante
	1993-1994	V6	MITSUBISHI Mighty Max
	1992-1996	V6	MITSUBISHI Montero
	2001-2002	V6	MITSUBISHI Montero
	1997-1998	V6	MITSUBISHI Montero Sport
	1992	V6	NISSAN D21
	1995	V6	NISSAN Maxima
	1997-1998	V6	NISSAN Maxima
	1997-1999	V6	NISSAN Pathfinder
	1999-2000	V6	SUZUKI Grand Vitara
	2002-2004	V6	SUZUKI Grand Vitara
	2004	V6	SUZUKI Vitara
USEP8233	1997	L4	BMW 325
	1996-1998	L4	BMW 318i
	1992-1995	L4	BMW 318is
	1996-1998	L4	BMW 318ti
	1996	L4	BMW 325i
	1997	L4	BMW Z3
	2000	L6	BMW 323Ci
	1999-2000	L6	BMW 323i
	1998-1999	L6	BMW 323is
	2001-2002	L6	BMW 325Ci
	2006	L6	BMW 325Ci
	2001-2005	L6	BMW 325i
	1992-1994	L6	BMW 325is
	2001-2005	L6	BMW 325xi
	2000	L6	BMW 328Ci
	1999-2000	L6	BMW 328i
	1996-1999	L6	BMW 328is
	2001-2004	L6	BMW 330Ci
	2006	L6	BMW 330Ci
	2001-2004	L6	BMW 330i
	2001-2005	L6	BMW 330xi
	1996-1997	L6	BMW M3
	1997	L6	BMW Z3
	1997	V6	BMW 323i
	1996-2000	V6	BMW 325i
USEP8234M	1989-1990	L6	BMW 525i
	1989-1993	L6	BMW 535i
	1991-1993	L6	BMW M5
USEP8235	1995-1996	H4	SUBARU Impreza
	1993-1998	H4	SUBARU Legacy
	1992	H6	SUBARU SVX
	1994-1995	H6	SUBARU SVX
	1995	L4	HONDA Passport
	1991-1992	L4	INFINITI G20
	1989-1993	L4	ISUZU Amigo
	1985-1989	L4	ISUZU Impulse
	1988-1989	L4	ISUZU Pickup
	1991-1992	L4	ISUZU Pickup
	1991-1994	L4	ISUZU Rodeo
	1989-1991	L4	ISUZU Trooper
	1991-1993	L4	NISSAN 240SX
	1995-1997	L4	NISSAN 240SX
	1990	L4	NISSAN Axxess
	1990-1992	L4	NISSAN Stanza
	1995	L4	NISSAN Tsuru
	1996-1997	L4	NISSAN/DATSUN Sentra
	1993-2004	L4	NISSAN/DATSUN Tsubame

BUYER'S GUIDE

USMW	Years	Cyl.	Specifications
	1995-1997	L4	NISSAN/DATSUN Tsuru
	1993-1997	V6	INFINITI J30
	1992-1993	V6	ISUZU Trooper
	1993-1994	V6	NISSAN Maxima
USEP8236	1992	L5	AUDI S4
	1992	V6	AUDI 100 Quattro
USEP8237	1987-1993	L4	MAZDA B2200
	1987-1988	L4	MAZDA B2600
USEP8238H	1989-1991	L4	SUZUKI Sidekick
USEP8240	1996-1997	L4	TOYOTA Previa
	1993-1997	L6	LEXUS GS300
	1996-1997	L6	LEXUS LX450
	1994-2000	L6	LEXUS SC300
	1993-1997	L6	TOYOTA Land Cruiser
	1998	L6	TOYOTA Supra
	1998-2007	V8	LEXUS LX470
	1996-2000	V8	LEXUS SC400
	1999-2007	V8	TOYOTA Land Cruiser
	2001-2002	V8	TOYOTA Sequoia
	2000-2002	V8	TOYOTA Tundra
USEP8242H	1991-1995	L4	SUZUKI Samurai
USEP8244	1999	L4	AUDI A3
	1998-2002	L4	VOLKSWAGEN Cabrio
	1994-1999	L4	VOLKSWAGEN Derby
	1992-1999	L4	VOLKSWAGEN Golf
	1994-1999	L4	VOLKSWAGEN Jetta
	1999	L4	VOLKSWAGEN Passat
	1991-2001	L4	VOLKSWAGEN TRUCK Combi
	1991-1999	L4	VOLKSWAGEN TRUCK Panel
	2001-2004	L5	VOLKSWAGEN TRUCK Eurovan
	1996-1998	V6	VOLKSWAGEN Golf
	1996-1998	V6	VOLKSWAGEN Jetta
	1995	L4	VOLKSWAGEN Cabrio
	1994-1999	L4	VOLKSWAGEN Derby
	1993-2007	L4	VOLKSWAGEN Golf
	1993-1999	L4	VOLKSWAGEN Jetta
	1993-1997	L4	VOLKSWAGEN Passat
	2000-2004	L4	VOLKSWAGEN Pointer GTI
	1991-2001	L4	VOLKSWAGEN TRUCK Combi
	1995	L5	VOLKSWAGEN EuroVan
	2004	L5	VOLKSWAGEN TRUCK Eurovan
	1997-2003	V6	VOLKSWAGEN EuroVan
	1997	V6	VOLKSWAGEN Passat Santana
USEP8245M	1993	L5	VOLKSWAGEN EuroVan
USEP8247	1994-1996	L4	INFINITI G20
	1994-1995	L4	NISSAN Altima
USEP8249	1994	L6	JAGUAR Vanden Plas
	1994	L6	JAGUAR XJ6
	1994	L6	JAGUAR XJS
	1994	V12	JAGUAR XJ12
	1994	V12	JAGUAR XJS
USEP8250	1995	L4	VOLVO 940
USEP8252H	1991-1995	V6	ACURA Legend
USEP8253H	1994-1995	L4	ACURA Integra
USEP8254	1994-1995	L6	TOYOTA Supra
USEP8255	1996-1998	L6	TOYOTA Supra
USEP8256	1994	L5	AUDI S4
	1995	L5	AUDI S6
	1996-1997	V6	AUDI 90
	1994	V6	AUDI 100 Quattro
	1995	V6	AUDI 90 Quattro
	1996-1997	V6	AUDI A6
	1996-1997	V6	AUDI A6 Quattro
	1992-1994	V8	AUDI V8 Quattro
USEP8258	1991-1993	V6	ALFA ROMEO 164
USEP8260	1990-1991	L4	PEUGEOT 405
USEP8268S	1988-1991	L4	NISSAN D21
	1990-1992	V6	NISSAN D21
USEP8269H	1986-1989	L4	HONDA Accord

USMW	Years	Cyl.	Specifications
	1988-1990	L4	HONDA Prelude
USEP8271	1994-1995	L4	ACURA Integra
	1995-1997	L4	EAGLE Talon
	1995-1998	L4	MITSUBISHI Eclipse
	1993-1995	L4	TOYOTA Corolla
	1991-1995	V6	ACURA Legend
	1996-1999	V6	ACURA RL
	2001	L4	ISUZU Rodeo Sport
USEP8272	1991-1993	L4	NISSAN NX
	1991-1994	L4	NISSAN Sentra
	1992	L4	NISSAN/DATSUN Hikari
	1996-1997	L4	NISSAN/DATSUN Sentra
	1996-1997	L4	NISSAN/DATSUN Tsubame
	1995-1997	L4	NISSAN/DATSUN Tsuru
USEP8275H	1990-1993	L4	GEO Storm
	1990-1992	L4	ISUZU Impulse
	1991-1993	L4	ISUZU Stylus
USEP8278	1994-1995	V8	BMW 530i
	1994-1995	V8	BMW 540i
	1993-1994	V8	BMW 740i
	1993-1994	V8	BMW 740iL
USEP8279	1993	L4	VOLVO 940
USEP8285	1997	L6	JAGUAR Vanden Plas
	1995	L6	JAGUAR Vanden Plas
	1997	L6	JAGUAR Vanden Plas
	1995	L6	JAGUAR XJ6
	1995-1997	L6	JAGUAR XJR
	1995-1996	V12	JAGUAR XJ12
	1993	V12	JAGUAR XJRS
	1997-1998	V8	JAGUAR XK8
USEP8286	1997-2000	L4	MERCEDES-BENZ C230
	1998-2004	L4	MERCEDES-BENZ SLK230
	1995-1997	L6	MERCEDES-BENZ C280
	1995	L6	MERCEDES-BENZ C36 AMG
	2001	V12	MERCEDES-BENZ CL600
	1999-2002	V12	MERCEDES-BENZ SL600
	1998-2000	V6	MERCEDES-BENZ C280
	2001-2002	V6	MERCEDES-BENZ CLK320
	2001-2002	V6	MERCEDES-BENZ E320
	2002-2004	V6	MERCEDES-BENZ SLK320 AMG
	2001-2004	V6	MERCEDES-BENZ SLK320
	1998-2000	V8	MERCEDES-BENZ C43 AMG
	2001-2002	V8	MERCEDES-BENZ CL55 AMG
	1999-2003	V8	MERCEDES-BENZ CLK430
	2001	V8	MERCEDES-BENZ CLK55 AMG
	2000-2002	V8	MERCEDES-BENZ E430
	2000-2002	V8	MERCEDES-BENZ E55 AMG
	2002-2004	V8	MERCEDES-BENZ G500
	2006-2008	V8	MERCEDES-BENZ G500
	2003-2004	V8	MERCEDES-BENZ G55 AMG
	2009	V8	MERCEDES-BENZ G550
	2001-2002	V8	MERCEDES-BENZ S430
	2001	V8	MERCEDES-BENZ S500
	1999-2002	V8	MERCEDES-BENZ SL500
USEP8287	1995-1997	V12	BMW 750iL
	1997	V8	BMW 740i
	1996-1997	V8	BMW 740iL
USEP8289	1996-1997	L6	MERCEDES-BENZ C36 AMG
	1996-1997	L6	MERCEDES-BENZ E320
	1997-1999	L6	MERCEDES-BENZ S320
	1996-1997	L6	MERCEDES-BENZ SL320
	1996-1997	V12	MERCEDES BENZ 600CL
	1996-1997	V12	MERCEDES BENZ 600SEC
	1998-1999	V12	MERCEDES-BENZ CL600
	1994-1995	V12	MERCEDES-BENZ S600
	1996-1998	V12	MERCEDES-BENZ SL600
	2005-2006	V6	CHRYSLER Crossfire
	1998-1999	V6	MERCEDES-BENZ E320
	1997	V8	MERCEDES BENZ 500CL

USMW	Years	Cyl.	Specifications
	1996-1997	V8	MERCEDES BENZ 500SEC
	1996-1997	V8	MERCEDES BENZ 500SEL
	1998-1999	V8	MERCEDES BENZ S430
	1998-1999	V8	MERCEDES-BENZ CL500
	1995	V8	MERCEDES-BENZ E420
	1998-1999	V8	MERCEDES-BENZ E430
	1999	V8	MERCEDES-BENZ E55 AMG
	1996-1999	V8	MERCEDES-BENZ S420
	2000	V8	MERCEDES-BENZ S430
	1998-1999	V8	MERCEDES-BENZ S500
	1996-1998	V8	MERCEDES-BENZ SL500
USEP8293M	1997-2001	L4	AUDI A4 Quattro
	1996-2001	V6	AUDI A4 Quattro
USEP8294M	1997-2001	L4	AUDI A4
	1998-2001	V6	AUDI A4
USEP8305	1985-1989	L4	VOLKSWAGEN Cabriolet
	1987-1988	L4	VOLKSWAGEN Scirocco
USEP8307	1985-1986	L4	AUDI 4000
	1988-1989	L4	AUDI 80
	1988	L4	AUDI 90
	1988-1989	L4	VOLKSWAGEN Fox
	1986-1987	L5	AUDI 4000 Quattro
	1991-1992	L5	AUDI 80
	1990-1992	L5	AUDI 80 Quattro
	1990-1991	L5	AUDI 90
	1988-1989	L5	AUDI 90 Quattro
	1985-1986	L5	AUDI Coupe
	1994	V6	AUDI Cabriolet
	1996-1998	V6	AUDI Cabriolet
USEP8308	1986-1991	H4	VOLKSWAGEN Vanagon
	1985-1987	L6	JAGUAR Vanden Plas
	1985-1987	L6	JAGUAR XJ6
	1986-1988	V12	JAGUAR XJS
USEP8309	1985	L4	VOLKSWAGEN Quantum
	1985-1988	L5	VOLKSWAGEN Quantum
USEP8310	1985	L4	HONDA Prelude
USEP8312	1985-1986	H4	SUBARU GL
	1985-1989	H4	SUBARU GL-10
	1990	H4	SUBARU Loyale
	1988-1989	H4	SUBARU RX
	1988-1991	H4	SUBARU XT
	1988-1991	H6	SUBARU XT
	1985	L4	ISUZU Impulse
	1985	L4	NISSAN Stanza
USEP8314	1991-1993	L4	MERCEDES-BENZ 190E
	1987-1989	L6	MERCEDES-BENZ 260E
	1986-1989	L6	MERCEDES-BENZ 300E
	1988-1991	L6	MERCEDES-BENZ 300SE
	1988-1991	L6	MERCEDES-BENZ 300SEL
	1986	V8	MERCEDES BENZ 500SE
	1987	V8	MERCEDES BENZ 500SEC
	1985	V8	MERCEDES-BENZ 380SE
	1985	V8	MERCEDES-BENZ 380SL
	1985	V8	MERCEDES-BENZ 500SEC
	1985	V8	MERCEDES-BENZ 500SEL
USEP8316	1985	L4	HONDA Accord
USEP8318	1985-1986	L4	NISSAN 720
	1984-1985	L4	NISSAN/DATSUN TRUCK Pickup
USEP8321	1993-1994	V6	ISUZU Pickup
	1989	L4	HONDA Civic
	1989	L4	HONDA CRX
USEP8322H	1990-1993	L4	HONDA Accord
USEP8324H	1987-1989	L4	HONDA Accord
USEP8325H	1988-1991	L4	HONDA Civic
	1990-1991	L4	HONDA CRX
USEP8328H	1988-1991	L4	HONDA Prelude
USEP8331H	1992-1994	L5	ACURA Vigor
USEP8333H	1991-1995	V6	ACURA Legend
USEP8334H	1990-1993	L4	ACURA Integra

USMW	Years	Cyl.	Specifications
USEP8335	2004-2008	H4	SUBARU Forester
	2002-2007	H4	SUBARU Impreza
	2001-2003	H6	SUBARU Outback
	1994-1997	L4	ACURA Integra
	2005	L4	CHEVROLET Vectra
	2001-2006	L4	CHEVROLET Zafira
	2006-2009	L4	DODGE Attitude
	2010	L4	DODGE Attitude GL
	2003-2005	L4	DODGE TRUCK H-100
	1992-1995	L4	HONDA Civic
	1993-1995	L4	HONDA Civic del Sol
	2002-2003	L4	HONDA CR-V
	2005-2006	L4	HONDA CR-V
	1995-1997	L4	HONDA Odyssey
	1997-2001	L4	HONDA Prelude
	2000-2005	L4	HONDA S2000
	2003-2005	L4	HYUNDAI Accent
	2001-2006	L4	HYUNDAI Elantra
	1992-1994	L4	HYUNDAI Excel
	2002-2004	L4	HYUNDAI Santa Fe
	1993-1995	L4	HYUNDAI Scoupe
	1999-2001	L4	HYUNDAI Sonata
	2006-2009	L4	HYUNDAI Sonata
	2006-2008	L4	HYUNDAI Tiburon
	2005-2009	L4	HYUNDAI Tucson
	1996	L4	JEEP Cherokee
	1991-1995	L4	JEEP Wrangler
	2001-2006	L4	KIA Optima
	2007	L4	KIA Rio
	2008	L4	KIA Rio5
	2007-2009	L4	KIA Rondo
	2004-2009	L4	KIA Spectra
	2005-2008	L4	KIA Spectra5
	2005-2008	L4	KIA Sportage
	2002	L4	NISSAN Sentra
	2000-2001	L4	SUZUKI Esteem
	1996	L6	JEEP Cherokee
	1991-1995	L6	JEEP Wrangler
	2001-2002	V6	ACURA MDX
	2000-2004	V6	ACURA RL
	1998-1999	V6	ACURA SLX
	2006-2008	V6	CHEVROLET Vectra
	1999-2004	V6	HONDA Odyssey
	2003-2004	V6	HONDA Pilot
	2001-2005	V6	HYUNDAI Santa Fe
	1999-2001	V6	HYUNDAI Sonata
	2007-2009	V6	HYUNDAI Sonata
	2003	V6	HYUNDAI Tiburon
	2006-2009	V6	HYUNDAI Tucson
	2001	V6	HYUNDAI XG300
	2002	V6	HYUNDAI XG350
	2003-2006	V6	INFINITI G35
	2000-2001	V6	INFINITI I30
	2002-2004	V6	INFINITI I35
	1998-2002	V6	ISUZU Trooper
	1999-2001	V6	ISUZU VehiCROSS
	2004-2006	V6	KIA Amanti
	2001-2002	V6	KIA Optima
	2005-2009	V6	KIA Sportage
	2004	V6	MAZDA MPV
	2000-2003	V6	NISSAN Maxima
	2006-2008	V6	SUZUKI Grand Vitara
	2009	V8	KIA Borrego
USEP8338H	1994-1995	L4	ACURA Integra
	1992-1995	L4	HONDA Civic
USEP8341H	1996-2001	L4	ACURA Integra
	1996-1997	L4	HONDA Civic
USEP8343	1990-1992	L4	VOLKSWAGEN Golf
	1986-1992	L4	VOLKSWAGEN Jetta

BUYER'S GUIDE

USMW	Years	Cyl.	Specifications
	1991-1993	L4	VOLKSWAGEN Passat
USEP8345H	1996-1997	L4	ACURA Integra
USEP8347H	1997	L4	HONDA Accord
	1995-1998	L5	ACURA TL
	1996-1998	V6	ACURA TL
USEP8348	1989	L5	AUDI 100
	1989	L5	AUDI 100 Quattro
	1990-1991	L5	AUDI 200
	1991	L5	AUDI 200 Quattro
	1986-1988	L5	AUDI 5000
	1990	L5	AUDI Coupe Quattro
USEP8349H	1997	L4	ACURA CL
	1996-1997	L4	HONDA Accord
	1996-1997	V6	HONDA Accord
USEP8351H	1994-1995	L4	HONDA Accord
	1995	V6	HONDA Accord
USEP8353H	1998-1999	L4	ACURA CL
	1997-1999	V6	ACURA CL
USEP8358H	1996-1998	L4	SUZUKI Sidekick
USEP8365H	1997	L4	HONDA Prelude
USEP8366M	1997-2002	L4	VOLKSWAGEN Cabrio
	1993-1999	L4	VOLKSWAGEN Golf
	2001	L4	VOLKSWAGEN Golf GTI
	1993-1999	L4	VOLKSWAGEN Jetta
	1994-1998	V6	VOLKSWAGEN Jetta
USEP8368M	1998-2005	L4	VOLKSWAGEN Passat
	1998-2004	V6	AUDI A6
	1998-2005	V6	VOLKSWAGEN Passat
USEP8371	1987-1989	L4	HONDA Accord
	1988-1990	L4	HONDA Prelude
USEP8372H	1998-2001	L4	HONDA Prelude
USEP8375	1985-1988	L4	NISSAN 200SX
	1987-1988	V6	NISSAN 200SX
	1985-1989	V6	NISSAN 300ZX
USEP8376	1986	L4	NISSAN 720
	1986-1993	L4	NISSAN D21
	1990-1993	L4	NISSAN/DATSUN TRUCK Pickup
	2005-2006	V6	AUDI A6
	2005-2006	V6	AUDI A6 Quattro
	1995	V6	NISSAN Pickup
USEP8378S	1998-2000	L4	NISSAN Frontier
USEP8379M	1993-1997	L5	VOLVO 850
USEP8381	1985-1986	L4	VOLVO 740
	1985	L4	VOLVO 745
	1986-1987	L4	VOLVO 760
	1985-1986	V6	VOLVO 760
USEP8382	1998-2005	L6	LEXUS GS300
	2001-2005	L6	LEXUS IS300
	1998-2000	V8	LEXUS GS400
USEP8384M	1998-2004	V6	AUDI A6 Quattro
	2001-2005	V6	AUDI Allroad Quattro
	2001-2005	V6	VOLKSWAGEN Passat
	2000-2004	V8	AUDI A6 Quattro
	2003-2005	V8	AUDI Allroad Quattro
	2002-2003	V8	AUDI S6
USEP8385	1999-2001	V12	BMW 750iL
	1998-2001	V8	BMW 740i
	1998-2001	V8	BMW 740iL
USEP8390	1987-1988	L5	AUDI 5000
	1986-1988	L5	AUDI 5000 Quattro
USEP8392	1997-2001	V8	INFINITI Q45
USEP8393M	1998-1999	L4	KIA Sephia
USEP8394M	1990-1992	L4	VOLKSWAGEN Corrado
	1992-1994	V6	VOLKSWAGEN Corrado
	1995-1997	V6	VOLKSWAGEN Jetta
	1997	V6	VOLKSWAGEN Passat
USEP8397M	1998-2000	L4	ISUZU Rodeo
	1998-2000	V6	HONDA Passport
	1998-2000	V6	ISUZU Rodeo

USMW	Years	Cyl.	Specifications
USEP8399H	1998-1999	V6	ACURA SLX
	1998-2002	V6	ISUZU Trooper
	1999-2001	V6	ISUZU VehiCROSS
USEP8401H	1995	L4	KIA Sephia
USEP8404	2005-2009	L4	SCION tC
	2002-2006	L4	TOYOTA Camry
	2003-2006	L4	TOYOTA Corolla
	2001-2003	L4	TOYOTA Highlander
	2003-2007	L4	TOYOTA Matrix
	2002-2006	L4	TOYOTA Solara
	1999-2003	V6	LEXUS RX300
	2006-2007	V6	LEXUS RX400h
	2000	V6	TOYOTA Avalon
	2002-2004	V6	TOYOTA Camry
	2001-2007	V6	TOYOTA Highlander
	2000-2004	V6	TOYOTA Tundra
USEP84070	VARIOUS	N/A	UNIVERSAL 12 volt universal inline rotary vane fuel pump, 4-6 PSI, 150 LPH Min. Flowrate.
USEP8408M	2000-2001	L4	KIA Sephia
USEP8412M	2001-2006	L6	BMW X5
	2000-2006	V8	BMW X5
USEP8414M	1997-1999	V8	AUDI A8
	1997-2003	V8	AUDI A8 Quattro
	2001-2003	V8	AUDI S8
USEP8415M	1999	L4	BMW 318ti
USEP8416M	2001-2005	L6	BMW 320i
	2000	L6	BMW 323Ci
	1999-2001	L6	BMW 323i
	2001-2006	L6	BMW 325Ci
	2001-2005	L6	BMW 325i
	2001-2005	L6	BMW 325xi
	2000	L6	BMW 328Ci
	1999-2000	L6	BMW 328i
	2001-2006	L6	BMW 330Ci
	2001-2005	L6	BMW 330i
	2001-2005	L6	BMW 330xi
USEP8418	2001	V6	TOYOTA Avalon
	2001-2003	V6	TOYOTA Sienna
USEP8419	2001	L4	TOYOTA Camry
	2000-2005	L4	TOYOTA MR2 Spyder
	2001-2005	L4	TOYOTA RAV4
	1999-2001	L4	TOYOTA Solara
	2001	V6	TOYOTA Camry
	1999-2003	V6	TOYOTA Solara
USEP8420M	2001-2002	L4	KIA Rio
USEP8421M	2000-2001	L4	KIA Sephia
	2000-2004	L4	KIA Spectra
USEP8426M	1999-2003	L4	SAAB 9-3
USEP8427M	2000-2002	L4	NISSAN Sentra
USEP8428	1985-1992	L4	VOLKSWAGEN Golf
	1986-1992	L4	VOLKSWAGEN Jetta
	1990-1993	L4	VOLKSWAGEN Passat
USEP8431M	2001-2009	L4	SAAB 9-5
	2001-2003	V6	SAAB 9-5
USEP8432	2001-2003	V6	INFINITI QX4
	2001-2004	V6	NISSAN Pathfinder
USEP8437M	2000-2001	L4	SUZUKI Esteem
	2006-2008	V6	SUZUKI Grand Vitara
USEP8442H	2001-2003	L6	BMW 525i
	1997-2000	L6	BMW 528i
	2001-2003	L6	BMW 530i
	1997-2003	V8	BMW 540i
USEP8449	2005	V6	HONDA Accord
	2000-2001	V6	MAZDA MPV
USEP8450	2004-2006	H4	SUBARU Baja
	2004-2008	H4	SUBARU Forester
	2002-2007	H4	SUBARU Impreza
	2008-2009	L4	DODGE Caliber
	2007-2009	L4	JEEP Compass

USMW	Years	Cyl.	Specifications
	2007-2009	L4	JEEP Patriot
	2009	V6	JEEP Wrangler
	2003-2004	V8	INFINITI M45
	2002-2006	V8	INFINITI Q45
USEP8451	2001-2005	V8	LEXUS GS430
	2001-2005	V8	LEXUS LS430
	2002-2009	V8	LEXUS SC430
USEP8454	2000-2002	L4	INFINITI G20
USEP8455	2000-2003	L3	HONDA Insight
	2001-2009	L4	CHRYSLER Cirrus
	2001-2004	L4	CHRYSLER Sebring
	2001-2006	L4	DODGE Stratus
	2001-2004	L4	MITSUBISHI Eclipse
USEP8456	2005	L4	CHRYSLER Sebring
	2003-2007	L4	HONDA Accord
	2002-2005	L4	HONDA Civic
	2004	L4	HONDA CR-V
	2004	L4	MITSUBISHI Eclipse
	2001-2005	V6	CHRYSLER Sebring
	2001-2005	V6	DODGE Stratus
	2001-2005	V6	MITSUBISHI Eclipse
	2000-2003	V6	MITSUBISHI Galant
USEP8458	2000-2004	L4	NISSAN Xterra
	2007-2008	L4	NISSAN/DATSUN TRUCK X-Trail
	1999-2004	V6	NISSAN Frontier
	2001-2004	V6	NISSAN Xterra
USEP8461S	2000	L4	HONDA CR-V
USEP8465	2005-2006	L4	MITSUBISHI Lancer
USEP8474M	2001	V6	MERCEDES-BENZ C240
USEP8475M	2002-2005	L4	MERCEDES-BENZ C230
	2006	V6	MERCEDES-BENZ C230
	2002-2005	V6	MERCEDES-BENZ C240
	2006-2007	V6	MERCEDES-BENZ C280
	2001-2005	V6	MERCEDES-BENZ C320
	2003-2005	V6	MERCEDES-BENZ CLK320
USEP8476M	2002-2003	L4	AUDI A4
	2002-2003	V6	AUDI A4
	2002-2003	V6	AUDI A4 Quattro
USEP8480	2002	V12	MERCEDES BENZ CL600
	2001-2002	V12	MERCEDES-BENZ CL600
	2001-2002	V12	MERCEDES-BENZ S600
	2006	V6	MERCEDES-BENZ S350
	2000-2005	V8	MERCEDES-BENZ CL500
	2003-2006	V8	MERCEDES-BENZ S430
	2001-2006	V8	MERCEDES-BENZ S500
	2001-2002	V8	MERCEDES-BENZ S55 AMG
	2003-2006	V8	MERCEDES-BENZ SL500
	2007-2009	V8	MERCEDES-BENZ SL550
USEP8482M	2003-2005	V6	KIA Sedona
USEP8483M	2002	V6	HONDA Passport
	2002-2003	V6	ISUZU Axiom
	2002-2004	V6	ISUZU Rodeo
USEP8484M	2002-2003	L4	ISUZU Rodeo Sport
	2002-2003	V6	ISUZU Rodeo Sport
USEP8486M	2002-2003	L4	ISUZU Rodeo
USEP8488	2002-2005	V8	BMW 745i
	2002-2005	V8	BMW 745Li
	2007-2008	V8	BMW 750i
	2006-2008	V8	BMW 750Li
	2002-2005	V8	BMW 745i
	2002-2005	V8	BMW 745Li
	2006-2008	V8	BMW 750i
	2006-2008	V8	BMW 750Li
USEP8490M	2004	L5	VOLVO S60
	2004	L5	VOLVO V70
USEP8496M	2002-2003	L4	NISSAN Altima
USEP8499	2001-2004	V6	NISSAN Frontier
USEP8501	2003-2009	V6	TOYOTA 4Runner
	2003-2004	V8	LEXUS GX470

USMW	Years	Cyl.	Specifications
	2003-2006	V8	TOYOTA 4Runner
USEP8502M	2002-2006	L4	NISSAN Sentra
USEP8503	2003-2006	L4	MITSUBISHI Outlander
USEP8505	2003-2004	V8	TOYOTA Sequoia
	2003-2004	V8	TOYOTA Tundra
USEP8508	2003-2004	L4	HONDA Civic
USEP8513	2004-2008	L4	ACURA TSX
	2003-2007	L4	HONDA Accord
	2007-2009	L4	HONDA CR-V
	2003-2005	V6	ACURA MDX
	2004-2008	V6	ACURA TL
	2003-2007	V6	HONDA Accord
	2004-2006	V6	LEXUS RX330
	2005-2006	V6	TOYOTA Sienna
USEP8515M	1990-1991	L4	SAAB 9000
USEP8516	2004-2006	V6	LEXUS RX330
	2004-2007	V6	TOYOTA Highlander
USEP8518M	2001-2003	H6	SUBARU Outback
USEP8520M	2003-2004	V6	KIA Sorento
USEP8524M	2004-2005	L6	BMW 525i
	2004-2005	L6	BMW 530i
	2004-2005	V8	BMW 545i
	2006	V8	BMW 550i
	2004-2005	V8	BMW 645Ci
	2006	V8	BMW 650i
USEP8526M	2004-2006	L6	BMW X3
USEP8529M	2003-2004	V6	HYUNDAI Tiburon
USEP8530M	2003-2005	V8	MERCEDES-BENZ E500
USEP8531M	2006	V6	MERCEDES-BENZ CLK350
	2003-2005	V8	MERCEDES-BENZ CLK500
USEP8534M	2004-2006	V6	INFINITI G35
	2006-2008	V6	INFINITI M35
	2003-2009	V6	NISSAN 350Z
	2006-2008	V8	INFINITI M45
USEP8536M	2003-2007	V6	NISSAN Murano
USEP8537	1998-2000	L4	NISSAN Frontier
USEP8540M	2003-2008	V6	INFINITI FX35
USEP8545M	2004-2006	L4	NISSAN Altima
	2004-2006	V6	NISSAN Altima
	2004-2008	V6	NISSAN Maxima
	2004-2009	V6	NISSAN Quest
USEP8551M	2000-2004	L4	AUDI TT
USEP8560M	2002-2004	V8	VOLKSWAGEN Passat
USEP8564M	2003-2004	V8	AUDI RS6
	2004	V8	AUDI RS6 Quattro
USEP8566M	2003-2004	L4	HONDA Civic
USEP8568M	2004-2006	V6	VOLKSWAGEN Touareg
	2004-2006	V8	VOLKSWAGEN Touareg
USEP8571	2004-2007	L4	TOYOTA Highlander
USEP8572M	2003-2005	V8	MERCEDES-BENZ E55 AMG
USEP8584M	2004	V6	MAZDA MPV
USEP8594M	2002-2004	L4	MINI Cooper
USEP8595M	2004-2006	V8	INFINITI QX56
	2005-2006	V8	NISSAN Armada
	2004	V8	NISSAN Pathfinder
	2004-2006	V8	NISSAN Titan
USEP8596M	2003	H4	SUBARU Baja
	2000-2003	H4	SUBARU Legacy
	2000-2003	H4	SUBARU Outback
USEP8600M	2004-2006	H4	SUBARU Baja
	2004	H4	SUBARU Legacy
	2004	H4	SUBARU Outback
USEP8635M	2004	L5	VOLVO S60
	2004	L5	VOLVO V70
	2004	L5	VOLVO XC70
USEP8636M	2004-2005	L4	KIA Rio
USEP8643	1993-1997	L5	VOLVO 850
USEP8654M	2003-2009	L4	HONDA Element
USEP8657M	2006	V6	ACURA MDX

BUYER'S GUIDE

USMW	Years	Cyl.	Specifications
	2006-2008	V6	HONDA Pilot
USEP8661M	2002-2003	V6	KIA Sedona
USEP8662M	2004	L4	HYUNDAI Santa Fe
	2003-2005	V6	HYUNDAI Santa Fe
USEP8673M	2004-2006	L4	KIA Optima
USEP8679M	2005-2006	V8	AUDI A6 Quattro
USEP8688M	2006	L6	BMW 325i
	2006	L6	BMW 325xi
	2007-2009	L6	BMW 328i
	2009	L6	BMW 328i xDrive
	2007-2008	L6	BMW 328xi
	2006	L6	BMW 330i
	2006	L6	BMW 330xi
USEP8694M	2005	V6	TOYOTA Tundra
	2006-2007	V8	TOYOTA Sequoia
	2005	V8	TOYOTA Tundra
USEP8717M	2006-2009	V6	HONDA Ridgeline
USEP8721M	2001	L4	ISUZU Rodeo
	2001	V6	HONDA Passport
	2002	V6	ISUZU Axiom
	2001	V6	ISUZU Rodeo
	2001	V6	ISUZU Rodeo Sport
USEP8723M	2006-2009	L4	HONDA Civic
USEP8743M	2005-2009	L4	NISSAN Frontier
	2005	L4	NISSAN Xterra
	2005-2009	V6	NISSAN Frontier
	2005-2009	V6	NISSAN Pathfinder
	2005-2009	V6	NISSAN Xterra
	2012	V6	NISSAN/DATSUN TRUCK Frontier Pro-4X 2WD
USEP8752M	2007-2009	L4	NISSAN Sentra
USEP8756M	2005	L4	TOYOTA Tacoma
	2009	L4	TOYOTA Tacoma
USEP8757M	2005-2009	V6	TOYOTA Tacoma
USEP8765M	2005-2007	V6	AUDI A6 Quattro
USEP8778	1986-1989	L4	SAAB 900
USEP8804	2007-2008	L4	HYUNDAI Elantra
	2004	L4	HYUNDAI Tiburon
	2007-2008	L4	KIA Optima
	2008-2009	L4	KIA Spectra
	2008-2009	L4	KIA Spectra5
	2004-2005	V6	HYUNDAI Tiburon
	2007-2008	V6	HYUNDAI Tiburon
	2007-2008	V6	KIA Amanti
	2009	V6	KIA Borrego
	2006-2009	V6	KIA Optima
	2007-2009	V6	KIA Rondo
USEP8833M	2008-2009	L4	AUDI A3
	2008-2009	L4	AUDI TT
	2006	L4	VOLKSWAGEN Bora
	2007	L4	VOLKSWAGEN Eos
	2006	L4	VOLKSWAGEN Golf
	2006-2009	L4	VOLKSWAGEN GTI
	2007-2009	L4	VOLKSWAGEN Jetta
	2005-2009	L5	VOLKSWAGEN Bora
	2010	L5	VOLKSWAGEN Bora Style
	2010	L5	VOLKSWAGEN Bora Wolfsburg
	2006-2007	L5	VOLKSWAGEN Jetta
	2006-2007	L5	VOLKSWAGEN Rabbit
	2007	V6	VOLKSWAGEN Eos
USEP8854	2010-2013	L4	NISSAN Rogue
USEP10281M	2000-2003	L4	MERCEDES BENZ A160
USEP10305M	2005	L4	PEUGEOT 406
	2000-2001	V6	PEUGEOT 406
USEP10546M	2001-2007	L4	FORD Mondeo
	2002-2007	V6	FORD Mondeo
	2005	V6	FORD Mondeo ST
	2001	V6	FORD Mondeo Trend
USEP10684M	2007-2009	L4	NISSAN/DATSUN Tiida
	2010	L4	NISSAN/DATSUN Tiida Comfort

USMW	Years	Cyl.	Specifications
USEP10693M	2006-2009	L4	PEUGEOT 307
USEP12001M	1999-2002	L4	DAEWOO Lanos
USEP12002M	1999-2002	L4	DAEWOO Nubira
USEP12003	1993-2004	L4	VOLKSWAGEN Sedan
USEP12004	1993-2004	L4	VOLKSWAGEN Sedan
USEP12006M	2005-2008	V6	CHEVROLET Express 1500
	2005-2008	V6	GMC Savana 1500
	2005	V6	GMC Savana 2500
	2004-2007	V8	CHEVROLET Express 1500
	2004-2008	V8	CHEVROLET Express 2500
	2004-2008	V8	CHEVROLET Express 3500
	2004-2007	V8	GMC Savana 1500
	2004-2008	V8	GMC Savana 2500
	2006-2008	V8	GMC Savana 3500
USEP12007	1999	L4	CHEVROLET Tigra
USEP12010	2003	L4	CHEVROLET Joy
	1997	L4	CHEVROLET Pop
USEP12011	1995-2000	L4	CHEVROLET Cavalier
	2002	L4	CHEVROLET Cavalier
	1996-2001	V6	CHEVROLET Blazer
USEP12012M	2000-2003	L4	CHEVROLET Astra
	2009-2010	L4	CHEVROLET Chevy
	2004-2008	L4	CHEVROLET Chevy C2
	2002-2008	L4	CHEVROLET Corsa
	2003-2005	L4	CHEVROLET Meriva
	1998-2003	L4	CHEVROLET Monza
	2001-2003	L4	CHEVROLET Zafira
	2004-2007	L4	CHEVROLET TRUCK Tornado
	2010	L4	CHEVROLET TRUCK Tornado 2WD
USEP12013M	1995-1997	L4	VOLKSWAGEN Golf
	1999	L4	VOLKSWAGEN Passat
USEP12016	2001-2002	L4	CHEVROLET TRUCK S10 P/U 2WD
	2001	L4	PONTIAC Sunfire
	2001-2004	V6	PONTIAC Grand Am
USEP12018M	2000-2003	L4	CHEVROLET Astra
	1996	L4	CHEVROLET Pop
USEP12019	2007-2009	L4	HYUNDAI Accent
	2008-2009	L4	KIA Rio
	2006-2009	L4	KIA Rio5
	2007-2009	L4	NISSAN/DATSUN Tiida
	2010	L4	NISSAN/DATSUN Tiida Comfort
	2003-2006	V6	MINI Cooper
USEP12020	2001-2010	L4	DODGE Atos
	2004-2009	L4	PONTIAC Matiz
USEP12021	1999-2002	L4	DAEWOO Leganza
USEP12022	2001-2003	L4	CHEVROLET Astra
	2003-2008	L4	CHEVROLET Corsa
	1998-2003	L4	CHEVROLET Monza
	2002	L4	CHEVROLET Monza Pop
	2000-2002	L4	CHEVROLET Vagoneta
USEP12024	2002-2009	L4	AUDI A3
	2010	L4	AUDI A3 100 Aniv
	2010-2011	L4	AUDI A3 Ambiente
	2010-2011	L4	AUDI A3 Attraction
	2010	L4	AUDI A3 Cabrio
	2010	L4	AUDI A3 Sportback 100 Aniv
	2010-2011	L4	AUDI A3 Sportback Ambiente
	2002-2005	L4	SEAT Alhambra
	2005-2008	L4	SEAT Altea
	2001-2008	L4	SEAT Cordoba
	2001-2008	L4	SEAT Ibiza
	2001-2008	L4	SEAT Leon
	2001-2006	L4	SEAT Toledo
	1999-2009	L4	VOLKSWAGEN Beetle
	1995	L4	VOLKSWAGEN Cabrio
	2000-2009	L4	VOLKSWAGEN Derby
	2007	L4	VOLKSWAGEN GLI
	2011	L4	VOLKSWAGEN Gol Comfortline
	2007	L4	VOLKSWAGEN Golf

USMW	Years	Cyl.	Specifications
	2002-2003	L4	VOLKSWAGEN Golf GTI
	2000-2008	L4	VOLKSWAGEN Jetta
	2011	L4	VOLKSWAGEN Jetta Clasico GL
	2011	L4	VOLKSWAGEN Jetta Clasico Sport
	2005-2009	L4	VOLKSWAGEN Lupo
	1996	L4	VOLKSWAGEN Passat
	2000-2004	L4	VOLKSWAGEN Pointer GTI
	2003-2007	L4	VOLKSWAGEN Polo
	2007	L4	VOLKSWAGEN TRUCK Crossfox
	2002-2006	L4	VOLKSWAGEN TRUCK Sharan
	2007-2009	L4	VOLKSWAGEN TRUCK Sportvan
	2002-2009	L4	VOLKSWAGEN TRUCK VW Van
	2006-2009	L5	VOLKSWAGEN Beetle
	1995	L5	VOLKSWAGEN EuroVan
	2005	L5	VOLKSWAGEN Jetta
	2002-2005	V6	SEAT Alhambra
	1999-2000	V6	VOLKSWAGEN EuroVan
	1997	V6	VOLKSWAGEN TRUCK Combi
USEP12026	2000-2006	L4	CHEVROLET Astra
	2009-2010	L4	CHEVROLET Chevy
	2004-2008	L4	CHEVROLET Chevy C2
	2002-2008	L4	CHEVROLET Corsa
	1999-2002	L4	CHEVROLET Joy
	2000	L4	CHEVROLET Milenio
	1998-2003	L4	CHEVROLET Monza
	1999-2001	L4	CHEVROLET Pop
	2000-2003	L4	CHEVROLET Swing
	2000-2002	L4	CHEVROLET Vagoneta
	2003-2004	L4	CHEVROLET Vectra
	2001-2003	L4	CHEVROLET Zafira
	2002	L4	CHEVROLET TRUCK Chevy Pickup
	2004-2007	L4	CHEVROLET TRUCK Tornado
	2010	L4	CHEVROLET TRUCK Tornado 2WD
	2006-2009	L4	DODGE Attitude
	2001-2003	L4	RENAULT Megane
	2001-2004	L4	RENAULT Scenic
	2003-2004	V6	CHEVROLET Vectra
USEP12027	2007-2008	L4	FIAT Grande Punto
	2008	L4	FIAT Idea Adventure
	2007-2008	L4	FIAT Panda 2WD
	2007	L4	FIAT Panda 4WD
	2007	L4	FORD Fiesta
	2002-2005	L4	NISSAN Platina
	2002-2010	L4	NISSAN/DATSUN Platina
	2000-2008	L4	PEUGEOT 206
	2001-2002	L4	PEUGEOT 306
	2003-2005	L4	PEUGEOT 307
	2007	L4	PEUGEOT Grand Raid
	2004-2008	L4	PEUGEOT Partner
	2001-2009	L4	RENAULT Clio
	2001-2006	L4	RENAULT Clio Sport
	2004-2009	L4	RENAULT Kangoo
	2002-2006	V6	PEUGEOT 607
USEP12030	2008	L4	CHEVROLET TRUCK Tornado
	2008	L4	CHEVROLET TRUCK Tornado
USEP12039M	2008-2010	L4	CHEVROLET Aveo
USEP12040M	2006-2008	L4	CHEVROLET Optra
USEP12046	2003-2004	V6	CADILLAC CTS
	2005-2007	V6	CHEVROLET Silverado 1500
	2005-2007	V6	GMC Sierra 1500
	2005-2008	V8	CHEVROLET Express 3500
	2004-2008	V8	CHEVROLET Silverado 1500
	2005-2007	V8	CHEVROLET Silverado 1500 HD
	2004	V8	CHEVROLET Silverado 2500
	2004-2007	V8	CHEVROLET Silverado 2500 HD
	2004-2007	V8	CHEVROLET Silverado 3500
	2008	V8	CHEVROLET TRUCK Express 1500 2WD
	2004-2005	V8	GMC Savana 3500
	2007-2008	V8	GMC Savana 3500

USMW	Years	Cyl.	Specifications
	2005-2008	V8	GMC Sierra 1500
	2004-2007	V8	GMC Sierra 1500 HD
	2004	V8	GMC Sierra 2500
	2004-2007	V8	GMC Sierra 2500 HD
	2004-2006	V8	GMC Sierra 3500
USEP12050M	2000-2005	L4	AUDI A3
	2002-2005	L4	SEAT Alhambra
	2005-2008	L4	SEAT Altea
	2001-2008	L4	SEAT Cordoba
	2001-2008	L4	SEAT Ibiza
	2001-2006	L4	SEAT Leon
	2003-2005	L4	SEAT Toledo
	1998-2008	L4	VOLKSWAGEN Beetle
	2000-2009	L4	VOLKSWAGEN Derby
	1999-2006	L4	VOLKSWAGEN Golf
	2002-2003	L4	VOLKSWAGEN Golf GTI
	1999-2008	L4	VOLKSWAGEN Jetta
	2011	L4	VOLKSWAGEN Jetta Clasico GL
	2011	L4	VOLKSWAGEN Jetta Clasico Sport
	2005-2009	L4	VOLKSWAGEN Lupo
	2003-2007	L4	VOLKSWAGEN Polo
	2007	L4	VOLKSWAGEN TRUCK Crossfox
	2002-2006	L4	VOLKSWAGEN TRUCK Sharan
	2006-2009	L5	VOLKSWAGEN Beetle
	2004	L5	VOLKSWAGEN TRUCK Eurovan
	1999-2005	V6	VOLKSWAGEN Golf
	1999-2004	V6	VOLKSWAGEN Jetta
USEP12053M	1998-1999	L4	VOLKSWAGEN Pointer
	1999	L4	VOLKSWAGEN TRUCK Pointer P/U
USEP12057M	1997-2009	L4	AUDI A3
	2010	L4	AUDI A3 100 Aniv
	2010-2011	L4	AUDI A3 Ambiente
	2010-2011	L4	AUDI A3 Attraction
	2010	L4	AUDI A3 Cabrio
	2010	L4	AUDI A3 Sportback 100 Aniv
	2010-2011	L4	AUDI A3 Sportback Ambiente
USEP12080	2011-2014	L4	NISSAN/DATSUN TRUCK Pickup 2WD
USEP12083	2011-2013	L4	TOYOTA Corolla XLE
	2011-2013	L4	TOYOTA Corolla XRS
	2006-2007	L4	TOYOTA RAV4
	2004-2009	L4	TOYOTA Yaris
	2011	L4	TOYOTA Yaris Core
	2011-2014	L4	TOYOTA Yaris Premium
	2006-2009	L4	TOYOTA TRUCK Hiace
USEP12087	2001-2005	L4	FORD TRUCK Courier
	2007-2009	L4	FORD TRUCK EcoSport
USEP12142M	1998-1999	L4	FORD Fiesta
USEP12143	2007-2008	L4	CHEVROLET Astra
	2006-2008	L4	CHEVROLET Meriva
	2004-2006	L4	CHEVROLET Zafira
USEP12144	2002-2005	L4	ALFA ROMEO 147
	2002-2004	L4	ALFA ROMEO 156
USEP12147	2007-2009	L4	AUDI A4
	2010	L4	AUDI A4 100 Aniv
	2011	L4	AUDI A4 30 Aniv Quattro
	2010-2011	L4	AUDI A4 Luxury
	2010-2011	L4	AUDI A4 Luxury Quattro
	2010-2011	L4	AUDI A4 Sport
	2010-2011	L4	AUDI A4 Sport Quattro
	2010-2011	L4	AUDI A4 Trendy
	2010-2011	V6	AUDI A4 Elite Quattro
	1995	L4	AUDI A4
	2007-2009	L4	AUDI A4
	2010	L4	AUDI A4 100 Aniv
	2011	L4	AUDI A4 30 Aniv Quattro
	2010-2011	L4	AUDI A4 Luxury
	2010-2011	L4	AUDI A4 Luxury Quattro
	2010-2011	L4	AUDI A4 Sport
	2010-2011	L4	AUDI A4 Sport Quattro

BUYER'S GUIDE



FUEL PUMP BUYER'S GUIDE



USMW	Years	Cyl.	Specifications
	2010-2011	L4	AUDI A4 Trendy
	2010-2011	V6	AUDI A4 Elite Quattro
USEP12148M	2005-2006	V6	AUDI A6
	2005-2006	V6	AUDI A6 Quattro
USEP12149	1996	V8	AUDI A8
USEP12210S	1996	L4	JEEP Cherokee
	1996	L6	JEEP Cherokee
USEP12211M	2007-2009	L4	FORD TRUCK Courier
USEP12223	2003	L4	MERCEDES BENZ A160
USEP12224	2005	L4	PEUGEOT 406

USMW	Years	Cyl.	Specifications
------	-------	------	----------------

Strainer	Years	Cyl.	Specifications
12 - 104	1989-1988	L4	EAGLE PREMIER LX, 150 (2.5L)
	1993-1987	L4	JEEP WRANGLER, COMANCHE, WRANGLER ISLANDER, LAREDO, N, PIONEER, S, SAHARA, SPORT, 14.5 Gallon Fuel Tank, 150 (2.5L)
	1993-1987	L6	JEEP CHEROKEE, COMANCHE, WAGONEER BRIARWOOD, CHIEF, COUNTRY, ELIMINATOR, LAREDO, LIMITED, N, PIONEER, SPORT, 242 (4.0L)
	1990 1990-1988	V6 V6	DODGE MONACO LE, N, 182 (3.0L) EAGLE PREMIER ES, ES LIMITED, LX, N, 182 (3.0L)
12 - 108	1990-1989	L3	GEO METRO LSI, N, XFI, From Chassis/VIN KK770416, To Chassis/VIN KK770415, To Chassis/VIN LK705225, 61 (1.0L)
	1989	L4	SUZUKI SWIFT GT, N, From Chassis/VIN K5103158 (SOHC Engine), 79 (1.3L)
12 - 111	1997-1985	L4	FORD AEROSTAR, ESCORT, EXP, MUSTANG, RANGER GT, LUXURY, LX, N, SPORTY, SUPER, SVC, Exc.Extended Cab, Extended Cab, From 02/86, From 04/88, From 11/84, To 04/88, 116 (1.9L), 140 (2.3L)
	1997-1994	L4	MAZDA B2300 N, Cab Plus, Exc.Cab Plus, Wheelbase 108.0", Wheelbase 114.0" (17 Gallon Fuel Tank), Wheelbase 114.0" (19.6 Gallon Fuel Tank), 2295cc. (2.3L)
	1987 1997-1985	L4 V6	MERCURY LYNX N, 116 (1.9L) FORD AEROSTAR, EXPLORER, MUSTANG, RANGER LX, N, SUPER, 17 Gallon Fuel Tank, Exc.Extended Cab, Extended Cab, From 11/84, From 12/14/93, To 12/14/93, 177 (2.9L), 182 (3.0L), 232 (3.8L), 245 (4.0L)
	1996-1991	V6	MAZDA B3000, B4000, NAVAJO DX, LX, N, Cab Plus, Exc.Cab Plus, Wheelbase 108.0", Wheelbase 114.0" (17 Gallon Fuel Tank), Wheelbase 114.0" (19.6 Gallon Fuel Tank), Wheelbase 125.0", 2983cc. (3.0L), 4016cc. (4.0L)
	1998-1993	V6	MERCURY VILLAGER N, Calif (To 03/98), Exc.Calif (To 03/98), 182 (3.0L)
	1986-1985	V6	MERCURY CAPRI, VILLAGER N, Calif (To 03/98), Exc.Calif (To 03/98), From 11/84, 182 (3.0L), 232 (3.8L)
	1998-1993	V6	NISSAN QUEST GXE, N, XE, 2960cc. (3.0L)
	1997-1996 1993-1985	V8 V8	FORD MUSTANG GT, N, 281 (4.6L) FORD CROWN VICTORIA, MUSTANG GT, LX, N, S, TOURING SEDAN, From 11/84, 281 (4.6L), 302 (5.0L)
	1992-1990	V8	LINCOLN TOWN CAR CARTIER, EXECUTIVE, N, SIGNATURE, Campaign CP-4697, 281 (4.6L), 302 (5.0L)
	1992	V8	MERCURY GRAND MARQUIS N, 281 (4.6L)
	1986-1985	V8	MERCURY CAPRI, GRAND MARQUIS N, From 11/84, 281 (4.6L), 302 (5.0L)
	12 - 115	1990-1986	L4

Strainer	Years	Cyl.	Specifications
	1990-1986	L4	DODGE 600, ARIES, CARAVAN, DAYTONA, DYNASTY, GRAND CARAVAN, LANCER, MINI RAM, OMNI, SHADOW, SPIRIT C/V, ES, LE, SE, SHELBY, T, 135 (2.2L), 153 (2.5L)
	1990-1986	L4	PLYMOUTH CARAVELLE, CARAVELLE, GRAND VOYAGER, HORIZON, RELIANT, SUNDANCE, VOYAGER LE, SE, T, 135 (2.2L), 153 (2.5L)
	1991-1988	V6	CHRYSLER NEW YORKER, LEBARON, NEW YORKER, TC MASERATI, TOWN & COUNTRY FIFTH AVENUE, LANDAU, N, SALON, 181 (3.0L), 201 (3.3L)
	1990-1987	V6	DODGE MINI RAM, DAYTONA, DYNASTY, GRAND CARAVAN, MINI RAM, ROYAL MINI RAM, SPIRIT C/V, ES, LE, N, SE, 181 (3.0L), 201 (3.3L)
	1990-1987	V6	PLYMOUTH VOYAGER, GRAND VOYAGER, VOYAGER LE, LX, N, SE, 181 (3.0L), 201 (3.3L)
12 - 117	1988-1987	L3	CHEVROLET SPRINT T, 61 (1.0L)
	1994-1989	L4	SUZUKI SWIFT GA, GL, GS, GT, L, N, S, DOHC Engine, From Chassis/VIN KS5107973 (DOHC Engine), To Chassis/VIN KS5107972 (DOHC Engine), 79 (1.3L)
12 - 118	1992-1989	L4	FORD PROBE GL, GT, LX, N, 133 (2.2L)
12 - 119	1990-1989	L4	MAZDA B2600, B2600 N, Exc.Cab Plus, To 04/01/90, To 04/01/90 (Cab Plus), To 04/01/90 (Exc.Cab Plus), 2184cc. (2.2L), 2606cc. (2.6L)
12 - 120	1991-1988	L4	HONDA PRELUDE 2.0 SI, 2.0 SI 4WS, N, SI, SI 4WS, SI ALB, 1958cc. (2.0L), 2056cc. (2.1L)
12 - 121	1988	L4	HONDA CRX DX, N, SI, 1493cc. (1.5L), 1590cc. (1.6L)
12 - 122	1989-1986	L4	HONDA ACCORD LXI, N, SEI, 1955cc. (2.0L)
12 - 123	1991-1989	R2	MAZDA RX-7 GXL, N, U, 1308cc. (1.3L)
	1991-1988	V6	MAZDA 929 N, S, 2954cc. (3.0L)
12 - 125	1992-1988	L4	MAZDA 626, MX-6 GT, T, 4-Wheel Steering, 2184cc. (2.2L)
12 - 126	1991-1989	L4	SUZUKI SIDEKICK J1X, JS, JX, N, 2-Door, 97 (1.6L)
12 - 127	1991-1988	L4	HONDA CIVIC 1500 DX, 4WD, DX, LX, N, From Chassis/VIN KS001739, To Chassis/VIN KS001739, Wagon, Wagon (From Chassis/VIN KS004086), Wagon (To Chassis/VIN KS004085), 1493cc. (1.5L), 1590cc. (1.6L)
	1990-1986	V6	ACURA LEGEND L, LS, N, Coupe, Sedan, 2494cc. (2.5L), 2675cc. (2.7L)
	1991-1987	V6	STERLING 827, 827 N, S, SL, SLI, From Chassis/VIN 200605, To Chassis/VIN 200604, 2494cc. (2.5L), 2675cc. (2.7L)
12 - 129	1993-1990	L4	ACURA INTEGRA GS, GSR, LS, N, RS, 1678cc. (1.7L), 1834cc. (1.8L)

STRAINERS

Strainer	Years	Cyl.	Specifications
	1991-1988	L4	HONDA CIVIC, CRX 1500 DX, 1500 HF, DX, EX, HF, LX, N, SI, Canada Built Vehicle, Exc.Wagon, Exc.Wagon (Canada Built Vehicle), Exc.Wagon (From Chassis/VIN KS001000) (Japan Built), Exc.Wagon (From Chassis/VIN KS002000) (Japan Built), Exc.Wagon (To Chassis/VIN KS000999) (Japan Built), From Chassis/VIN KS000138 (Japan Built), From Chassis/VIN KS000446 (Japan Built), From Chassis/VIN KS016143, From Chassis/VIN KS017854, From Chassis/VIN KS021547, From Chassis/VIN KS023844, To Chassis/VIN KS000137 (Japan Built), To Chassis/VIN KS000445 (Japan Built), To Chassis/VIN KS016142, To Chassis/VIN KS021546, 1493cc. (1.5L), 1590cc. (1.6L)
12 - 130	1993-1990	L4	HONDA ACCORD DX, EX, LX, N, SE, 2156cc. (2.2L)
	1994-1992	L5	ACURA VIGOR GS, LS, N, 2451cc. (2.5L)
12 - 131	1988-1987	L4	CHEVROLET SPECTRUM T, 92 (1.5L)
	1991-1988	L4	DODGE RAM 50, RAM 50 N, SE, VISTA, 4WD, FWD, Wheelbase 105" (2WD), Wheelbase 105" (4WD), Wheelbase 116", 122 (2.0L), 2351cc. (2.4L)
	1994-1990	L4	EAGLE TALON ES, T, TSI, 4WD, 4WD (Auto Trans), 4WD (Manual Trans), Calif (To 10/92), FWD, FWD (Auto Trans), FWD (Manual Trans), 122 (2.0L)
	1989	L4	GEO SPECTRUM N, 92 (1.5L)
	1989-1987	L4	ISUZU I-MARK T, 1471cc. (1.5L), 1588cc. (1.6L)
	1992-1990	L4	NISSAN STANZA N, 2389cc. (2.4L)
	1994-1988	L4	PLYMOUTH LASER, LASER RS, T, VISTA, 4WD, 4WD (Auto Trans), 4WD (Manual Trans), Calif (To 10/92), FWD, FWD (Auto Trans), FWD (Manual Trans), 107 (1.8L), 122 (2.0L)
	1995-1991	L4	TOYOTA MR2 T, 1998cc. (2.0L)
	1988-1986	R2	MAZDA RX-7 N, 1308cc. (1.3L)
	1996-1989	V6	DODGE RAIDER, RAM 50, STEALTH R/T TURBO, T, Wheelbase 105" (2WD), Wheelbase 105" (4WD), Wheelbase 116", 181 (3.0L)
	2000-1990	V8	LEXUS LS400 N, 3967cc. (4.0L), 3969cc. (4.0L)
12 - 132	1990-1985	L4	DODGE COLT DL, E, GL, GT, N, PREMIER, 107 (1.8L), 90 (1.5L), 98 (1.6L)
	1990-1989	L4	EAGLE SUMMIT DL, LX, N, 90 (1.5L), 98 (1.6L)
	1993-1989	L4	FORD FESTIVA GL, L, L PLUS, LX, N, 1295cc. (1.3L)
	1994-1986	L4	MAZDA 323, 626, B2200, B2600, MPV, MX-6, PROTEGE 4WD, DX, GT, LE, LX, N, SE, 2-Wheel Steering, 2WD, 4WD, Cab Plus, Exc.Cab Plus, From 04/01/90, From 04/01/90 (Cab Plus), From 04/01/90 (Exc.Cab Plus), From Chassis/VIN 536368, FWD, To Chassis/VIN 536367, 1597cc. (1.6L), 1839cc. (1.8L), 1998cc. (2.0L), 2184cc. (2.2L), 2606cc. (2.6L)
	1994-1991	L4	MERCURY CAPRI N, XR2, 98 (1.6L)
	1989-1988	L4	MERCURY TRACER, TRACER N, XR2, 98 (1.6L)

Strainer	Years	Cyl.	Specifications
	1990-1985	L4	PLYMOUTH COLT DL, E, GL, GT, GTS, N, PREMIER, 107 (1.8L), 90 (1.5L), 98 (1.6L)
	1995-1993	R2	MAZDA RX-7 T, 1308cc. (1.3L)
	2002-1989	V6	MAZDA MPV, MPV S, 2WD, 4WD, 2254cc. (2.3L), 2954cc. (3.0L)
12 - 135	1995-1991	V6	ACURA LEGEND L, LS, N, SE, Sedan, 3206cc. (3.2L)
12 - 140	1997	L4	FORD ESCORT LX, N, SPORT, 122 (2.0L)
	1995-1994	L4	FORD ESCORT LX, N, SPORT, 116 (1.9L), 122 (2.0L)
	1991	L4	FORD ESCORT LX, N, SPORT, 116 (1.9L), 122 (2.0L)
	1997	L4	MERCURY TRACER N, TRIO, 122 (2.0L)
	1992-1990	V6	FORD PROBE LX, N, 182 (3.0L)
12 - 141	1991-1985	L4	FORD THUNDERBIRD, TEMPO, THUNDERBIRD GL, GLS, L, LX, MT5, N, SPORT, 16 Gallon Fuel Tank, 18.6 Gallon Fuel Tank (Digital Display), 2WD, 4WD, 140 (2.3L), 153 (2.5L)
	1991-1988	L4	MERCURY TOPAZ N, 2WD, 4WD, 140 (2.3L)
	1986-1985	L4	MERCURY COUGAR, SABLE, TOPAZ N, T, 16 Gallon Fuel Tank, 18.6 Gallon Fuel Tank (Digital Display), 18.6 Gallon Fuel Tank (Exc.Digital Display), 2WD, 4WD, 140 (2.3L), 153 (2.5L)
	1997-1985	V6	FORD THUNDERBIRD, THUNDERBIRD, WINDSTAR GL, L, LX, MT5, N, SC, SE, SHO, 16 Gallon Fuel Tank, 18.6 Gallon Fuel Tank (Digital Display), 18.6 Gallon Fuel Tank (Digital Display) (From 01/94), 18.6 Gallon Fuel Tank (Digital Display) (To 01/94), USA Built (Canada Built Vehicle), USA Built (Canada Built Vehicle) (From 10/10/94), USA Built (Canada Built Vehicle) (To 12/06/96), 182 (3.0L), 195 (3.2L), 232 (3.8L)
	1997-1985	V6	MERCURY COUGAR, SABLE LS, N, XR-7, 16 Gallon Fuel Tank, 16 Gallon Fuel Tank (From 04/89), 16 Gallon Fuel Tank (To 04/89), 18.6 Gallon Fuel Tank (Digital Display), 18.6 Gallon Fuel Tank (Digital Display) (From 01/94), 18.6 Gallon Fuel Tank (Digital Display) (To 01/94), 182 (3.0L), 232 (3.8L)
	1997-1991	V8	FORD THUNDERBIRD LX, N, 281 (4.6L), 302 (5.0L)
	1988-1985	V8	FORD THUNDERBIRD LX, N, SPORT, 281 (4.6L), 302 (5.0L)
	1992-1985	V8	LINCOLN CONTINENTAL, MARK VII BILL BLASS, GIVENCHY, LSC, N, 302 (5.0L)
	1997-1991	V8	MERCURY COUGAR LS, N, XR-7, 281 (4.6L), 302 (5.0L)
	1988-1985	V8	MERCURY COUGAR LS, N, XR-7, 281 (4.6L), 302 (5.0L)
12 - 145	1992-1988	L3	DAIHATSU CHARADE CES, CLS, CLX, CSX, N, SE, SX, 61 (1.0L)
	1992-1989	L4	DAIHATSU CHARADE CLS, CLX, N, SE, SX, 1295cc. (1.3L)
12 - 146	1998-1997	L4	HONDA PRELUDE N, SH, Calif, Exc.Calif, 2156cc. (2.2L)

Strainer	Years	Cyl.	Specifications
	2005-1999	L4	MAZDA MIATA LS, N, 1839cc. (1.8L)
	1997-1990	L4	MAZDA MIATA LS, N, 1597cc. (1.6L), 1839cc. (1.8L)
	1995-1991	V6	ACURA LEGEND GS, L, LS, N, SE, Coupe, Sedan, 3206cc. (3.2L)
12 - 147	1995-1994	L4	NISSAN PICKUP N, SHORT BED XE, XE, 4WD (To 12/94), Exc.Japan Built Vehicle, 2389cc. (2.4L)
	1992-1988	L4	NISSAN D21 PICKUP, PICKUP N, SHORT BED XE, XE, 4WD (To 12/94), Exc.Japan Built Vehicle, USA Built, USA Built (From 02/90), 2389cc. (2.4L)
	1995	V6	NISSAN PICKUP N, XE, 2WD, 2960cc. (3.0L)
	1992-1990	V6	NISSAN D21 PICKUP, PICKUP N, SE, XE, 2WD, Exc.Extended Cab (Heavy Duty) (Dual Rear Wheels), Exc.Extended Cab (Heavy Duty) (Single Rear Wheels) (Japan Built), Exc.Extended Cab (Wheelbase 104.3") (Exc.Japan Built Vehicle), Exc.Extended Cab (Wheelbase 104.3") (Exc.Japan Built Vehicle) (From 02/90), Exc.Japan Built Vehicle, 2960cc. (3.0L)
12 - 148	1990-1989	L4	DODGE DAKOTA N, 153 (2.5L)
	1990-1988	V6	DODGE VAN B SERIES & RAM, PICKUP D, W, RAM Series & RAMCHARGER, VAN B SERIES & RAM N, S, SPORT, SPORTSMAN, 239 (3.9L)
	1990-1988	V8	DODGE VAN B SERIES & RAM, PICKUP D, W, RAM Series & RAMCHARGER, VAN B SERIES & RAM N, S, SHELBY, SPORTSMAN, 318 (5.2L), 360 (5.9L)
12 - 149	1995-1990	L3	GEO METRO LSI, N, XFI, From Chassis/VIN LK705226, 61 (1.0L)
	1995	L4	GEO METRO N, 79 (1.3L)
	1994-1989	L4	SUZUKI SWIFT GA, GL, GS, GT, L, N, S, SOHC Engine, To Chassis/VIN K5103157 (SOHC Engine), 79 (1.3L)
12 - 152	1997	L3	GEO METRO N, 61 (1.0L)
	1998	L4	CHEVROLET TRACKER N, 98 (1.6L)
	1999-1995	L4	CHRYSLER SEBRING LX, N, 122 (2.0L)
	1999-1991	L4	DODGE COLT, COLT, RAM 50 ES, GL, N, SE, 4WD, FWD, Wheelbase 105" (2WD), Wheelbase 105" (4WD), Wheelbase 116", 112 (1.8L), 122 (2.0L), 2351cc. (2.4L), 90 (1.5L)
	1998-1991	L4	EAGLE SUMMIT, TALON DL, ES, ESI, LX, N, TSI, 2WD, 2WD (Calif), 2WD (Exc.Calif), 4WD, Calif (From 10/92), Exc.Calif, Exc.Wagon, FWD, Wagon, Wagon (4WD), Wagon (FWD), 107 (1.8L), 112 (1.8L), 122 (2.0L), 2351cc. (2.4L), 90 (1.5L)
	1997-1989	L4	GEO TRACKER, STORM, TRACKER 2+2, GSI, N, Hardtop, Softtop, 110 (1.8L), 79 (1.3L), 98 (1.6L)
	1996-1995	L4	HONDA PASSPORT DX, N, From 05/95, 2559cc. (2.6L)
	1998-1997	L4	HYUNDAI SONATA GL, N, 1997cc. (2.0L)
	1992-1989	L4	HYUNDAI SONATA GL, GLS, N, 1997cc. (2.0L), 2351cc. (2.4L)
	1997-1995	L4	ISUZU RODEO N, From 04/95, 2559cc. (2.6L)

Strainer	Years	Cyl.	Specifications
	1993-1990	L4	ISUZU IMPULSE, RODEO, STYLUS N, RS, S, XS, 2WD, 4WD, From 04/95, 1588cc. (1.6L), 1817cc. (1.8L), 2559cc. (2.6L)
	1994-1991	L4	PLYMOUTH COLT, LASER GL, N, RS, VISTA, VISTA SE, 4WD, Calif (From 10/92), Exc.Calif, FWD, 107 (1.8L), 112 (1.8L), 122 (2.0L), 2351cc. (2.4L), 90 (1.5L)
	1999-1990	L4	SUZUKI SAMURAI, SAMURAI, SIDEKICK, SWIFT, X-90 DLX, GA, GL, GLX, JA, JL, J LX, JS, JX, N, SPORT, Convertible, Hardtop, Hardtop (Canada Built Vehicle), 1790cc. (1.8L), 1840cc. (1.8L), 79 (1.3L), 97 (1.6L)
	1997-1996	V6	ACURA SLX N, 3165cc. (3.2L)
	2000-1995	V6	CHRYSLER SEBRING LX, LXI, N, 152 (2.5L)
	2000-1991	V6	DODGE RAM 50, RAM 50, STEALTH ES, N, R/T, R/T SPORT, SE, Wheelbase 105" (2WD), Wheelbase 105" (4WD), Wheelbase 116", 152 (2.5L), 181 (3.0L)
	1997-1994	V6	HONDA PASSPORT EX, LX, N, From 12/95, To 11/95, 3165cc. (3.2L)
	1998-1997	V6	HYUNDAI SONATA GL, GLS, N, 2972cc. (3.0L)
	1992-1990	V6	HYUNDAI SONATA GL, GLS, N, 2972cc. (3.0L)
	2002-1994	V6	ISUZU RODEO, TROOPER, VEHICROSS LS, LTD, N, RS, S, SE, From 07/94, From 12/95, To 06/97, To 11/95, 3165cc. (3.2L), 3475cc. (3.5L)
12 - 154	1994-1990	L3	SUBARU JUSTY GL, N, 1189cc. (1.2L)
	1997-1994	L4	FORD ASPIRE N, SE, 3-Door, 5-Door, 1295cc. (1.3L)
	1997-1995	L4	KIA SPORTAGE, SPORTAGE GS, LS, N, RS, Early, Exc.Calif (Late), Late, 1597cc. (1.6L), 1839cc. (1.8L), 1998cc. (2.0L)
	1998-1992	L4	MAZDA 323, MX-3, PROTEGE DX, ES, LX, N, SE, To Chassis/VIN 401507, 1489cc. (1.5L), 1597cc. (1.6L), 1839cc. (1.8L)
	1998-1992	V6	MAZDA 929, MILLENNIA, MPV, MX-3 GS, L, N, 2WD, 4WD, 1845cc. (1.8L), 2497cc. (2.5L), 2954cc. (3.0L)
12 - 158	2001-1994	L4	ACURA INTEGRA GS, GSR, LS, N, RS, SPECIAL EDITION, TYPE-R, 1797cc. (1.8L), 1834cc. (1.8L)
	2001-1992	L4	HONDA PRELUDE, ODYSSEY, PRELUDE CX, DX, EX, HX, LX, N, SH, SI, VX, 2-Door, 3-Door, 4-Door, 4-Door (Japan Built), 4-Door (Japan Built) (Calif), 4-Door (Japan Built) (Exc.Calif), 4-Door (USA Built), 4-Door (USA Built) (Calif), 4-Door (USA Built) (Exc.Calif), Japan Built, Japan Built (Exc.Calif), USA Built, USA Built (Calif), USA Built (Exc.Calif), 1493cc. (1.5L), 1590cc. (1.6L), 1595cc. (1.6L), 2156cc. (2.2L)
	1997-1996	L4	ISUZU OASIS LS, N, S, 2156cc. (2.2L)
	1999-1996	V6	ACURA RL N, 3475cc. (3.5L)
12 - 159	1996-1992	L4	HONDA PRELUDE 4WS, N, S, SE, SI, SI 4WS, VTEC, 2156cc. (2.2L), 2259cc. (2.3L)
12 - 160	2000-1998	L3	CHEVROLET METRO N, 61 (1.0L)

Strainer	Years	Cyl.	Specifications
	2002-1998	L4	CHEVROLET PRIZM, PRIZM, TRACKER LSI, N, Convertible, Convertible (From 05/00), Convertible (To 05/00), 110 (1.8L), 122 (2.0L), 79 (1.3L), 98 (1.6L)
	1999-1997	L4	KIA SPORTAGE N, To 02/08/99, 1998cc. (2.0L)
	1995	L4	MAZDA MX-3 N, From Chassis/VIN 401508, 1597cc. (1.6L)
	2001-1998	L4	SUZUKI SWIFT DLX, GA, N, 79 (1.3L)
	2004-1992	L4	TOYOTA COROLLA, CELICA, COROLLA, RAV4, TACOMA 2-DOOR, CE, DLX, DX, GT, LE, N, REGULAR CAB, ST, XLE, Japan Built, Sedan (Japan Built), USA Built, Wagon, 1587cc. (1.6L), 1762cc. (1.8L), 1794cc. (1.8L), 1998cc. (2.0L), 2164cc. (2.2L), 2438cc. (2.4L), 2694cc. (2.7L)
	1998-1997	V6	LEXUS ES300 N, 2959cc. (3.0L)
	1994-1992	V6	LEXUS ES300 N, 2959cc. (3.0L), 2995cc. (3.0L)
	2002-1995	V6	MAZDA MILLENIA, MPV L, N, 2497cc. (2.5L), 2954cc. (3.0L)
	2004-1992	V6	TOYOTA TACOMA, CAMRY, SIENNA, TACOMA CE, DLX, DX, LE, N, REGULAR CAB, SE, SR5, XL, XLE, XLS, 2WD, 4WD, Japan Built, USA Built, 2959cc. (3.0L), 2995cc. (3.0L), 3378cc. (3.4L)
12 - 161	1997-1992	H6	SUBARU SVX L, LS, LSI, LSL, N, 3318cc. (3.3L)
12 - 162	1997-1995	H4	SUBARU IMPREZA L, LX, N, OUTBACK, Engine Code EJ22EZ (To 01/31/97), 2212cc. (2.2L)
	1993-1990	H4	SUBARU LEGACY, LEGACY L, LS, LS SP, LSI, LX, N, OUTBACK, SPORT, 4WD, 4WD (To 08/92), Engine Code EJ22EZ (To 01/31/97), 2212cc. (2.2L)
12 - 164	1995-1992	L4	SUZUKI SIDEKICK JLX, JS, JX, N, Convertible, Hardtop, Hardtop (Japan Built), 97 (1.6L)
12 - 165	1995-1994	L4	HONDA PASSPORT DX, N, To 04/95, 2559cc. (2.6L)
	1995-1988	L4	ISUZU PICKUP, PICKUP, RODEO, TROOPER 1 TON, N, NORMAL CAB, From 04/90, From 06/93 (Japan Built), From 06/93 (USA Built), To 01/94 (Japan Built), To 03/90, To 04/95, To 05/93, 2254cc. (2.3L), 2559cc. (2.6L)
	1993-1992	V6	ISUZU TROOPER LS, N, RS, S, 3165cc. (3.2L)
12 - 166	1990	L4	NISSAN AXXESS N, 2WD (From 03/89), 2389cc. (2.4L)
12 - 167	1997-1993	V6	INFINITI J30 N, 2960cc. (3.0L)
	1994-1992	V6	NISSAN MAXIMA N, SE, 2960cc. (3.0L)
	2001-1997	V8	INFINITI Q45 N, 4130cc. (4.1L)
12 - 168	1998-1990	H4	SUBARU LEGACY, LEGACY BRIGHTON, GT, L, L ALPINE, L OUTDOOR, L SUNSPORT, LIMITED, LS, LS SP, LSI, N, OUTBACK, POSTAL, SPORT, 2WD, 4WD, 4WD (From 01/96), 4WD (To 12/95), Engine Code EJ22E (2WD), Engine Code EJ22E (4WD), Engine Code EJ22EZ, From 01/96, To 12/95, 1781cc. (1.8L), 2212cc. (2.2L), 2458cc. (2.5L)
12 - 169	1989-1985	L4	ISUZU IMPULSE T, 1994cc. (2.0L), 2254cc. (2.3L)

Strainer	Years	Cyl.	Specifications
12 - 170	1995-1994	L4	ACURA INTEGRA GSR, N, 1797cc. (1.8L)
	1997-1993	L4	FORD PROBE N, From 03/01/95, From 07/94, To 03/01/95, To 07/94, 122 (2.0L)
	2002-1993	L4	MAZDA MX-6, MX-6 DX, LX, N, RS, Early, From Chassis/VIN 122924, From Chassis/VIN 401508, Late, To Chassis/VIN 122923, To Chassis/VIN 401507, 1991cc. (2.0L)
	1997-1993	V6	FORD PROBE GT, N, From 03/01/95, From 07/94, To 03/01/95, To 07/94, 152 (2.5L)
	2002-1993	V6	MAZDA 626, MX-6 ES, LS, LX, N, Early, From Chassis/VIN 122924, From Chassis/VIN 401508, Late, To Chassis/VIN 122923, To Chassis/VIN 401507, 2497cc. (2.5L)
12 - 173	2001-2000	L4	NISSAN SENTRA N, 1809cc. (1.8L)
	1994-1993	V8	FORD CROWN VICTORIA LX, N, POLICE INTERCEPTOR, S, 281 (4.6L)
	1994-1993	V8	LINCOLN TOWN CAR CARTIER, EXECUTIVE, JACK NICKLAUS, N, SIGNATURE, TOURNAMENT EDITION, 281 (4.6L)
	1994-1993	V8	MERCURY GRAND MARQUIS N, 281 (4.6L)
12 - 174	1997-1993	L4	HONDA CIVIC DEL SOL N, S, SI, VTEC, 1493cc. (1.5L), 1590cc. (1.6L)
12 - 175	2002-1997	V10	FORD E SUPER DUTY, ECONOLINE E SERIES HD CLUB WAGON, N, SUPER, SUPER WAGON, Aft Axle Fuel Tank, Midship Fuel Tank, 415 (6.8L)
	2004-1995	V6	FORD EXPLORER, EXPLORER, PICKUP F Series CLUB WAGON, HERITAGE, N, SUPER, SUPER CAB, 2-Door (Mexico Built Vehicle), 4-Door (Mexico Built Vehicle), Aft Axle Fuel Tank, Midship Fuel Tank, Wheelbase 120" (2WD), Wheelbase 120" (4WD), Wheelbase 120" (RWD), Wheelbase 126" (4WD), Wheelbase 138.8" (Standard Cab), Wheelbase 139" (Exc.Extended Cab), Wheelbase 139" (Extended Cab), Wheelbase 139" (Standard Cab), Wheelbase 157", Wheelbase 157.1", 245 (4.0L), 256 (4.2L)
	2004-1995	V8	FORD CROWN VICTORIA, E SUPER DUTY, ECONOLINE E SERIES, EXPLORER, PICKUP F Series CLUB WAGON, HARLEY-DAVIDSON EDITION, HD CLUB WAGON, HERITAGE, LX, N, POLICE INTERCEPTOR, S, SUPER, SUPER CAB, SUPER WAGON, 2-Door (Mexico Built Vehicle), Aft Axle Fuel Tank, Crew Cab, Exc.Crew Cab (Wheelbase 120") (2WD), Exc.Crew Cab (Wheelbase 120") (4WD), Exc.Crew Cab (Wheelbase 120") (RWD), Exc.Crew Cab (Wheelbase 139") (Exc.Extended Cab), Exc.Crew Cab (Wheelbase 139") (Extended Cab), Exc.Crew Cab (Wheelbase 157"), Midship Fuel Tank, Wheelbase 120" (2WD), Wheelbase 120" (4WD), Wheelbase 120" (RWD), Wheelbase 139" (Auto Trans), Wheelbase 139" (Exc.Extended Cab), Wheelbase 139" (Extended Cab), Wheelbase 139" (Extended Cab) (Auto Trans), Wheelbase 139" (Extended Cab)

Strainer	Years	Cyl.	Specifications
			(Manual Trans), Wheelbase 139" (Manual Trans), Wheelbase 139" (Standard Cab), Wheelbase 139" (Standard Cab) (Auto Trans), Wheelbase 139" (Standard Cab) (Manual Trans), Wheelbase 139.0", Wheelbase 157", Wheelbase 157" (Auto Trans), Wheelbase 157" (Manual Trans), Wheelbase 157.0", Wheelbase 157.1", 281 (4.6L), 302 (5.0L), 330 (5.4L)
	2002-1995	V8	LINCOLN TOWN CAR ANNIVERSARY, CARTIER, EXECUTIVE, N, SIGNATURE, TOURING EDITION, Optional, Standard, 281 (4.6L)
	2002-1995	V8	MERCURY GRAND MARQUIS N, 281 (4.6L)
12 - 177	1990	L4	NISSAN AXCESS N, 2WD (To 03/89), 4WD, 2389cc. (2.4L)
12 - 178	1994-1991	L4	INFINITI G20 N, 1998cc. (2.0L)
12 - 180	1996-1992	L4	TOYOTA CAMRY DLX, DX, LE, N, XLE, USA Built, 2164cc. (2.2L)
	1996-1995	V6	LEXUS ES300 N, 2959cc. (3.0L), 2995cc. (3.0L)
	1996-1992	V6	TOYOTA CAMRY, CAMRY DLX, DX, LE, N, SE, XL, XLE, XLS, USA Built, 2959cc. (3.0L), 2995cc. (3.0L)
12 - 182	1994-1990	L4	FORD TEMPO GL, GLS, L, LX, N, SPORT, 2WD, 140 (2.3L)
	1994-1990	L4	MERCURY TOPAZ N, 2WD, 140 (2.3L)
	1994-1992	V6	FORD TEMPO GL, GLS, LX, N, 182 (3.0L)
	1994-1992	V6	MERCURY TOPAZ N, 182 (3.0L)
12 - 183	1987	L4	FORD TEMPO GL, LX, N, SPORT, 4WD, 140 (2.3L)
	1987	L4	MERCURY TOPAZ N, 4WD, 140 (2.3L)
12 - 184	1990-1985	L4	FORD TEMPO, TEMPO GL, GLX, L, LX, N, PONY, SPORT, 11 Gallon Fuel Tank, 13 Gallon Fuel Tank, 2WD, 116 (1.9L), 140 (2.3L)
	1987-1985	L4	MERCURY TOPAZ, TOPAZ N, 2WD, 116 (1.9L), 140 (2.3L)
12 - 187	2000-1995	L4	FORD CONTOUR GL, LX, N, SE, SPORT, Exc.Fuel Tank Concern, Exc.Fuel Tank Concern (From 02/09/98), Exc.Fuel Tank Concern (To 02/09/98), From 02/09/98, Fuel Tank Concern, To 02/09/98, To 05/03/99, 121 (2.0L)
	1999-1995	L4	MERCURY MYSTIQUE, MYSTIQUE GS, LS, N, Exc.Fuel Tank Concern, Exc.Fuel Tank Concern (From 02/09/98), Exc.Fuel Tank Concern (To 02/09/98), Fuel Tank Concern, To 05/03/99, To 05/25/99, 121 (2.0L)
	1999-1995	V6	FORD CONTOUR GL, LX, N, SE, SPORT, SVT, Exc.Fuel Tank Concern, Exc.Fuel Tank Concern (From 12/09/97), Exc.Fuel Tank Concern (To 12/09/97), Fuel Tank Concern, To 05/03/99, 155 (2.5L)
	1999-1995	V6	MERCURY MYSTIQUE, MYSTIQUE GS, LS, N, YOUNG AMERICA, Exc.Fuel Tank Concern, Exc.Fuel Tank Concern (From 12/09/97), Exc.Fuel Tank Concern (To 12/09/97), Fuel Tank Concern, To 05/03/99, To 05/25/99, 155 (2.5L)
12 - 188	1999-1997	L4	ACURA CL N, 2156cc. (2.2L), 2254cc. (2.3L)

Strainer	Years	Cyl.	Specifications
	1997-1994	L4	HONDA ACCORD 25TH ANNIVERSARY EDITION, DX, EX, LX, N, SE, VALUE PACKAGE, 2-Door, 4-Door, 4-Door (ABS) (Calif), 4-Door (ABS) (Exc.Calif), 4-Door (Calif), 4-Door (Exc.ABS), 4-Door (Exc.Calif), 4-Door (Japan Built), 4-Door (USA Built) (ABS), 4-Door (USA Built) (Exc.ABS) (Calif), 4-Door (USA Built) (Exc.ABS) (Exc.Calif), Calif, Exc.Calif, Japan Built, Wagon, 2156cc. (2.2L)
	2001-1991	V6	ACURA NSX ALEX ZANARDI EDITION, N, T, 2977cc. (3.0L), 3179cc. (3.2L)
	1997-1996	V6	HONDA ACCORD EX, LX, N, 2675cc. (2.7L)
12 - 190	1990	L4	FORD TAURUS GL, L, N, 16 Gallon Fuel Tank, 18.6 Gallon Fuel Tank (Exc.Digital Display), 153 (2.5L)
	1995-1990	V6	FORD TAURUS GL, L, LX, N, SE, 16 Gallon Fuel Tank, 18.6 Gallon Fuel Tank (Exc.Digital Display), 18.6 Gallon Fuel Tank (Exc.Digital Display) (From 01/94), 18.6 Gallon Fuel Tank (Exc.Digital Display) (To 01/94), 182 (3.0L), 232 (3.8L)
	1994-1990	V6	LINCOLN CONTINENTAL EXECUTIVE, N, SIGNATURE, From 01/94, To 01/94, 232 (3.8L)
	1995-1990	V6	MERCURY SABLE N, 16 Gallon Fuel Tank, 18.6 Gallon Fuel Tank (Exc.Digital Display), 18.6 Gallon Fuel Tank (Exc.Digital Display) (From 01/94), 18.6 Gallon Fuel Tank (Exc.Digital Display) (To 01/94), 182 (3.0L), 232 (3.8L)
12 - 191	1998-1995	L4	NISSAN 240SX LE, N, SE, 2389cc. (2.4L)
12 - 192	2001	L4	HONDA CR-V LX, N, SE, 1972cc. (2.0L)
	1999-1997	L4	HONDA CR-V, CR-V EX, LX, N, SE, 4-Door (Japan Built), 1972cc. (2.0L), 2156cc. (2.2L)
	1995-1994	L4	HONDA ACCORD, CR-V DX, EX, LX, N, SE, 2-Door (Calif), 2-Door (Exc.Calif), 4-Door (Japan Built), 4-Door (USA Built) (Calif), 4-Door (USA Built) (Exc.Calif), USA Built, Wagon, 1972cc. (2.0L), 2156cc. (2.2L)
	1998-1995	L5	ACURA TL N, 2451cc. (2.5L)
	1999-1996	V6	ACURA TL, TL N, 2997cc. (3.0L), 3206cc. (3.2L)
	1995	V6	HONDA ACCORD LX, N, 2675cc. (2.7L)
12 - 193	2001-1995	L4	NISSAN 200SX, ALTIMA, SENTRA E, GLE, GXE, N, SE, SE-R, XE, From 10/95, Japan Built, 1597cc. (1.6L), 1998cc. (2.0L), 2389cc. (2.4L)
12 - 194	1999	L4	INFINITI G20 N, 2000cc. (2.0L)
	2004-2001	L4	NISSAN XTERRA N, 2389cc. (2.4L)
	1999-1996	V6	INFINITI I30, QX4 N, 2988cc. (3.0L), 3275cc. (3.3L)
	2004-1995	V6	NISSAN PATHFINDER, MAXIMA, PATHFINDER, XTERRA GLE, GXE, LE, N, SE, XE, From 04/96, To 04/96, To 04/98, 2988cc. (3.0L), 3275cc. (3.3L)

STRAINERS

Strainer	Years	Cyl.	Specifications	
12 - 195	2001-1995	L4	HYUNDAI ACCENT, ELANTRA, SONATA, TIBURON FX, GL, GLS, GS, GT, L, N, 1495cc. (1.5L), 1795cc. (1.8L), 1796cc. (1.8L), 1975cc. (2.0L), 1997cc. (2.0L), 2351cc. (2.4L)	
	2003-1999	V6	HYUNDAI SONATA, XG300, XG350 L, N, To 10/01/02, 2493cc. (2.5L), 2972cc. (3.0L), 3500cc. (3.5L)	
12 - 196	2004-1996	L4	NISSAN PICKUP, PICKUP N, SE, SHORT BED XE, XE, Exc.Low Fuel Warning, Low Fuel Warning, 2389cc. (2.4L)	
12 - 197	2003-1997	V10	FORD E SUPER DUTY, ECONOLINE E SERIES HD CLUB WAGON, N, SUPER, SUPER WAGON, Midship Fuel Tank, Midship Fuel Tank (From 10/12/02), Midship Fuel Tank (To 10/12/02), 415 (6.8L)	
	2004-2000	V6	FORD PICKUP F Series HERITAGE, N, Wheelbase 120" (2WD), Wheelbase 120" (RWD), Wheelbase 126" (RWD), Wheelbase 138.8" (Extended Cab), Wheelbase 139" (Extended Cab), 256 (4.2L)	
	1998-1997	V6	FORD ECONOLINE E SERIES, PICKUP F Series CLUB WAGON, HERITAGE, N, SUPER, Midship Fuel Tank, Wheelbase 120" (2WD), Wheelbase 120" (RWD), Wheelbase 126" (RWD), Wheelbase 138.8" (Extended Cab), Wheelbase 139" (Extended Cab), 256 (4.2L)	
	2002-1998	V6	MERCURY VILLAGER N, Calif (From 03/98) (To 06/98), Calif (From 06/98), Exc.Calif (From 03/98), 182 (3.0L), 3275cc. (3.3L)	
	2002-1999	V6	NISSAN QUEST N, 3275cc. (3.3L)	
	2006	V8	FORD E-350 SUPER DUTY CHATEAU, N, XL, XLT, Midship Fuel Tank, 330 (5.4L)	
	2004-1997	V8	FORD E SUPER DUTY, E-350 SUPER DUTY, ECONOLINE E SERIES, PICKUP F Series CHATEAU, CLUB WAGON, HD CLUB WAGON, HERITAGE, N, SUPER, SUPER WAGON, XL, XLT, Exc.Crew Cab (Wheelbase 120") (2WD), Exc.Crew Cab (Wheelbase 139") (Extended Cab), Midship Fuel Tank, Midship Fuel Tank (From 10/12/02), Midship Fuel Tank (To 10/12/02), Wheelbase 120" (2WD), Wheelbase 120" (RWD), Wheelbase 139" (Extended Cab), 281 (4.6L), 330 (5.4L)	
	12 - 198	2002-1998	V8	FORD EXPEDITION N, 2WD (Automatic Adjustable Suspension), 2WD (Automatic Leveling Suspension), 2WD (Exc.Automatic Adjustable Suspension), 2WD (Standard Suspension), 4WD, 281 (4.6L), 330 (5.4L)
		2000	V8	LINCOLN NAVIGATOR N, 4WD, 330 (5.4L)
		1998	V8	LINCOLN NAVIGATOR N, 2WD, 4WD, 330 (5.4L)
12 - 199	2001-1997	V6	FORD EXPLORER, EXPLORER SPORT TRAC N, SPORT, 4-Door (Mexico Built Vehicle), Exc.2-Door (Exc.Mexico Built Vehicle), From 04/23/01, To 04/23/01, USA Built (Canada Built Vehicle), 245 (4.0L)	
	2001-1998	V6	MERCURY MOUNTAINEER N, 245 (4.0L)	

Strainer	Years	Cyl.	Specifications
	2001-1997	V8	FORD EXPLORER N, 4-Door (Mexico Built Vehicle), From 02/00, USA Built (Canada Built Vehicle), 302 (5.0L)
	2001-1997	V8	MERCURY MOUNTAINEER N, From 07/29/96, 302 (5.0L)
12 - 200	1997-1995	V6	FORD WINDSTAR N, Mexico Built Vehicle, Mexico Built Vehicle (To 12/06/96), 182 (3.0L), 232 (3.8L)
12 - 202	1991-1985	V8	FORD COUNTRY SQUIRE, LTD, LTD CROWN VICTORIA COUNTRY SQUIRE, CROWN VICTORIA, LX, N, S, Sedan, Wagon, 302 (5.0L)
	1989-1985	V8	LINCOLN TOWN CAR CARTIER, N, SIGNATURE, SIGNATURE SE, From 05/86, To 05/86, 302 (5.0L)
	1991-1985	V8	MERCURY COLONY PARK, GRAND MARQUIS N, From 05/86, Sedan, Sedan (From 05/86), Sedan (To 05/86), To 05/86, Wagon, 302 (5.0L)
12 - 203	2003-1997	H4	SUBARU FORESTER, IMPREZA, LEGACY BRIGHTON, L, N, OUTBACK, RS, S, TS, XS, Engine Code EJ22EZ (From 02/01/97), To 04/17/02, 2212cc. (2.2L), 2458cc. (2.5L)
12 - 205	2001-1998	L4	FORD RANGER N, SUPER, Extended Cab, Standard Cab (Extended Range Fuel Tank), Standard Cab (Standard Range Fuel Tank), Wheelbase 112", Wheelbase 118", Wheelbase 126", 153 (2.5L)
	2001-1998	L4	MAZDA B2500 N, Cab Plus, Exc.Cab Plus, 2492cc. (2.5L)
	2000-1998	V6	FORD RANGER N, SUPER, Extended Cab, Standard Cab (Extended Range Fuel Tank), Standard Cab (Standard Range Fuel Tank), Wheelbase 112", Wheelbase 118", Wheelbase 126", 182 (3.0L), 245 (4.0L)
	1999-1998	V6	MAZDA B3000 N, Cab Plus, Exc.Cab Plus, 2954cc. (3.0L)
	12 - 206	2007-1998	L4
	2003-1999	V6	ACURA TL, TL N, S, 3210cc. (3.2L)
	2005	V6	HONDA ACCORD N, 2997cc. (3.0L)
	2002-1998	V6	HONDA ACCORD EX, LX, N, 2997cc. (3.0L)
12 - 207	2004	V6	FORD RANGER EDGE, N, 182 (3.0L)
	2001-2000	V6	FORD RANGER EDGE, N, Wheelbase 112", Wheelbase 118", Wheelbase 126", 182 (3.0L)
12 - 209	1996-1992	L6	FORD ECONOLINE E SERIES CLUB WAGON, HD CLUB WAGON, N, SUPER, SUPER WAGON, Aft Axle Fuel Tank, Midship Fuel Tank, Midship Fuel Tank (Exc.22 Gallon Fuel Tank), 300 (4.9L)
	2001-1999	V10	FORD PICKUP F Series N, Midship Fuel Tank (Exc.Calif) (Cab & Chassis), Midship Fuel Tank (Exc.Calif) (To 05/21/01) (Cab & Chassis), 415 (6.8L)

Strainer	Years	Cyl.	Specifications
	2003-1997	V6	FORD WINDSTAR, WINDSTAR G, GL, LX, N, 16 Gallon Fuel Tank (White Label), 18 Gallon Fuel Tank (Red Label), Extended Range Fuel Tank, Mexico Built Vehicle (From 12/06/96), Standard Range Fuel Tank, To 01/02/03, USA Built (Canada Built Vehicle) (From 12/06/96), 182 (3.0L), 232 (3.8L)
	2000-1997	V6	MERCURY SABLE N, 16 Gallon Fuel Tank (White Label), 18 Gallon Fuel Tank (Red Label), Extended Range Fuel Tank, Standard Range Fuel Tank, 182 (3.0L)
	2004	V8	FORD PICKUP F Series N, Aft Axle Fuel Tank (Exc.Calif) (From 02/01/04), Midship Fuel Tank (Exc.Calif) (Cab & Chassis) (From 02/01/04), 330 (5.4L)
	1999-1990	V8	FORD F53 STRIPPED CHASSIS, ECONOLINE E SERIES, F53 STRIPPED CHASSIS, PICKUP F Series, TAURUS CLUB WAGON, HD CLUB WAGON, N, SHO, SUPER, SUPER WAGON, Aft Axle Fuel Tank, Aft Axle Fuel Tank (Exc.Calif) (From 02/01/04), Midship Fuel Tank, Midship Fuel Tank (Exc.Calif) (Cab & Chassis) (From 02/01/04), 207 (3.4L), 302 (5.0L), 330 (5.4L), 351 (5.8L), 460 (7.5L)
12 - 210	2003-1999	L4	CHEVROLET TRACKER N, Hardtop, Hardtop (From 05/00), Hardtop (To 05/00), 122 (2.0L), 98 (1.6L)
	1996-1991	L4	JEEP WRANGLER, WRANGLER ISLANDER, N, RIO GRANDE, S, SAHARA, SE, 15 Gallon Fuel Tank, 20 Gallon Fuel Tank, 150 (2.5L)
	2003-1999	L4	MAZDA PROTEGE, PROTEGE5 DX, ES, LX, MAZDASPEED, MP3, N, 1589cc. (1.6L), 1839cc. (1.8L), 1975cc. (2.0L), 2000cc. (2.0L)
	2005-2000	L4	SUZUKI ESTEEM, ESTEEM, VITARA N, S, SX, Convertible, Hardtop, 1790cc. (1.8L), 2000cc. (2.0L), 2290cc. (2.3L), 97 (1.6L)
	1996-1991	L6	JEEP WRANGLER, WRANGLER COUNTRY, ISLANDER, N, RENEGADE, S, SAHARA, SE, SPORT, 15 Gallon Fuel Tank, 20 Gallon Fuel Tank, 242 (4.0L)
	2004-2001	V6	CHEVROLET TRACKER N, 2500cc. (2.5L)
	2004-1999	V6	SUZUKI GRAND VITARA, VITARA N, 2500cc. (2.5L)
12 - 216	2002-2001	V10	FORD PICKUP F Series N, Midship Fuel Tank (Exc.Calif) (Cab & Chassis), Midship Fuel Tank (Exc.Calif) (Cab & Chassis) (From 05/21/01), 415 (6.8L)
12 - 217	2005-2001	L4	CHRYSLER SEBRING N, 2351cc. (2.4L)
	2005-2001	L4	DODGE STRATUS N, 2351cc. (2.4L)
	2004-2001	V6	CHRYSLER SEBRING N, 181 (3.0L)
	2004-2001	V6	DODGE STRATUS N, R/T, 181 (3.0L)
12 - 220	2004-2002	L4	JEEP WRANGLER N, SE, 148 (2.4L), 150 (2.5L)
	2000-1997	L4	JEEP WRANGLER, WRANGLER N, SE, 15 Gallon Fuel Tank, 19 Gallon Fuel Tank, 148 (2.4L), 150 (2.5L)
	2002-1997	L4	SATURN SC SERIES, SL SERIES, SW SERIES N, 116 (1.9L)

Strainer	Years	Cyl.	Specifications
	2004-1997	L6	JEEP WRANGLER, GRAND CHEROKEE, WRANGLER LAREDO, LIMITED, N, ORVIS, RUBICON, SAHARA, SPORT, TSI, UNLIMITED, X, 15 Gallon Fuel Tank, 19 Gallon Fuel Tank, 242 (4.0L)
	2000-1997	V8	JEEP GRAND CHEROKEE 5.9 LIMITED, LAREDO, LIMITED, N, ORVIS, TSI, 287 (4.7L), 318 (5.2L), 360 (5.9L)
12 - 226	2004	L4	HONDA CIVIC EX, LX, N, 4-Door (Canada Built Vehicle), 1700cc. (1.7L)
12 - 227	2004	L4	HONDA CR-V LX, N, United Kingdom Built, 2400cc. (2.4L)
12 - 229	2002-2000	L4	INFINITI G20 N, 2000cc. (2.0L)
12 - 231	2001-2000	V6	MAZDA MPV N, 2497cc. (2.5L)
12 - 239	2003-2001	H6	SUBARU OUTBACK N, 3000cc. (3.0L)

STRAINERS

This page intentionally left blank

Benchtop Fuel Pump Tester



FEATURES AND BENEFITS:

- Compact Benchtop design with Internal fuse protected Power supply
- Tests Fuel Pumps and Modules
- Large, High Precision, Glycerin Filled pressure Gauge
- Large Heavy Duty Stainless Steel fluid tank with cover
- Removable pump / module holder with integrated splash shield
- Circuit breaker protected front mounted output terminals
- High Precision Flow Meter
- Analog Volt Meter and Ammeter
- Test harness and adapter leads included
- Drain port in tank
- Full operating instruction booklet with Pressure and flow specifications for US Motor Works Fuel Pumps and Modules.

Note: unit may differ slightly from picture due to continuous product improvement

US Motor Works, LLC is an active member of:   

FUEL PUMP GENERAL INSTALLATION INSTRUCTIONS AND PRECAUTIONS

US MOTOR WORKS

A. PRECAUTIONS:

- Work on a level surface.
- Use safety stands for support, not a jack.
- Keep an ABC fire extinguisher close by.
- Wear approved safety glasses.
- Work in a well-ventilated area.
- Do not smoke or allow open flames near vehicle.
- Disable fuel pump before servicing by removing fuse or battery cables.
- Relieve fuel system pressure before servicing pump.

WARNING: Gasoline is extremely flammable, so take extra precautions when you work on any part of the fuel system. Don't smoke or allow open flames or bare light bulbs near the work area, and don't work in a garage where a natural gas appliance is located. Gasoline is also carcinogenic, take the proper precautions and wear latex gloves when spills are possible. If fuel does come into contact with your skin, rinse it off immediately with soap and water. Mop up all fuel spills and do not store any fuel-soaked rags where they could ignite.

B. NOTE:

PHYSICAL CONFIGURATION OF REPLACEMENT PUMP MAY NOT BE IDENTICAL TO THE PUMP BEING REMOVED. BUT REPLACEMENT PUMP WILL FUNCTION THE SAME AS THE PUMP BEING REMOVED.

In some applications the new pump may not mount in the same location as the pump being removed. This kit may service more than one vehicle, so there may be some parts left over after installation. This pump will not remedy malfunctions of the filter, regulator, injectors, or other fuel system components. Diagnose fuel pump using procedures in service manual to confirm pump failure before proceeding with pump replacement.

C. CAUTION:

THIS FUEL PUMP IS NOT APPROVED FOR AIRCRAFT OR MARINE USE. DO NOT RUN PUMP DRY OR DAMAGE COULD RESULT TO PUMP. DO NOT REUSE FUEL STRAINER. DIRT IS THE MAJOR CAUSE OF PUMP FAILURE, KEEP PUMP AND COMPONENT PARTS CLEAN AND FREE OF DIRT.

D. FUEL PUMP REPLACEMENT:

Installation of replacement pump may require that some of the mounting or electrical hardware be reused. Do not destroy any hardware that might need to be reused on replacement pump.

1. Verify that the pump has failed.
 - *Check all related fuel system components to verify that the fuel pump is the failed component.
2. Relieve vehicle fuel pressure.
 - *Consult the vehicle specific repair manual for proper procedure.
3. Disconnect the negative terminal from the battery
4. Empty fuel from gas tank.
 - *Drain fuel into approved containers and dispose of per local regulations
5. Remove fuel tank from vehicle (if required)
 - *Consult vehicle specific repair manual for proper procedures.
6. Remove old fuel pump
 - *Consult vehicle specific repair manual for proper procedures.
7. Clean inside of fuel tank
 - *Fuel contamination is the leading cause for fuel pump failure.
 - *Fuel tank must be clean and a new strainer must be installed with new fuel pump
8. Inspect wiring and hoses on vehicle.
 - *Inspect all original equipment wiring and hoses for damage.
 - *Wiring harness must be replaced if included with fuel pump kit.
 - *Replace all worn or deteriorated hoses and fittings.
9. Install new fuel pump / Fuel Pump Module and strainer
 - *Always replace strainer with new parts when replacing fuel pump
10. Re-install fuel tank (if required)
 - *Consult vehicle specific repair manual for proper procedures
11. Replace fuel filter
 - *Clogged fuel filter will reduce fuel pump life and produce low fuel pressures
12. Fill tank **completely** with clean fuel
 - *Complete Fuel pump / Fuel Pump Module must be submerged in order for fuel pump / fuel system to prime.
 - *Wait a minimum of 5 minutes for Fuel Pump Modules to prime before starting vehicle.
13. Start engine and check for leaks
 - *Reconnect battery cable
 - *Key may need to be switched on and off several times before proper fuel system pressure is achieved.
 - *Check for leaks

NOTE: A loss of oil pressure or defective oil pressure switch may cause the fuel pump to be inoperative.

INSTALACION DE LA BOMBA DE COMBUSTIBLE ELECTRICA HOJA DE INSTRUCCIONES US MOTOR WORKS

A. PRECAUCIONES DE SEGURIDAD:

- Trabaje sobre una superficie nivelada.
- Use soportes de seguridad, no use un gato hidraulico.
- Mantenga un extinguidor ABC a la mano.
- Use gafas de seguridad adecuadas
- Trabaje en un area bien ventilada.
- No fume ni permita llamas abiertas cerca del vehiculo.
- Desconecte la bomba de combustible antes de darle mantenimiento quitando el fusible o los cables de la bateria.
- Deje escapar la presión del sistema de combustible antes de dar mantenimiento o cambiar la bomba.

ADVERTENCIA: La gasolina es extremadamente inflamable, así que tome todas las precauciones adicionales cuando usted trabaje en cualquier parte del sistema de combustible. No fume ni permita las llamas abiertas y no use bombillas descubiertas cerca del area de trabajo, no trabaje en un garage donde haya un equipo de gas natural. La gasolina es tambien carcinogena, tome las precauciones apropiadas y use guantes del latex cuando haya un derrame de gasolina. Si el combustible entra en contacto con su piel, enjuague inmediatamente con jabon y agua. Absorba todos los derrames del combustible y no guarde ningun trapo empapado de gasolina porque podría prenderse.

B. NOTA:

ES POSIBLE QUE LA APARIENCIA FISICA DE LA BOMBA DE REPUESTO NO SEA IDENTICA A LA DE LA BOMBA QUE SUSTITUYE, PERO LA BOMBA DE REPUESTO FUNCIONARA IGUAL A LA BOMBA QUE VA A CAMBIAR.

En algunas aplicaciones la bomba nueva no quedara instalada en el mismo sitio que la bomba que sustituye. Esta bomba se adapta a mas de un modelo de vehiculo. Pueden sobrar algunas piezas al terminar la instalación. Esta bomba no soluciona los problemas en el filtro, regulador, inyectores o de otros componentes del sistema de combustible. Use los procedimientos indicados en el manual de servicio para confirmar la falla de la bomba antes de reemplazarla.

C. PRECAUCION:

ESTA BOMBA DE COMBUSTIBLE NO ESTA AUTORIZADA PARA USO MARITIMO O EN AERONAVES. NO OPERE LA BOMBA EN SECO, PUEDE CAUSARLE DAÑOS. NO UTILIZE EL CEDAZO USADO. LAS IMPUREZAS SON LA CAUSA PRINCIPAL DEL MAL FUNCIONAMIENTO DE LA BOMBA. MANTENGA LIMPIA LA BOMBAY DEMAS PIEZAS.

D. REEMPLAZO DE LA BOMBA DE COMBUSTIBLE.

Es posible que deba volver a utilizar piezas de montaje o eléctricas durante la instalación de la bomba de repuesto. No destruya las piezas que pudiera necesitar en la instalación de la bomba de repuesto nueva.

- 1 Verifique que la bomba ha fallado.
 - * Compruebe todos los componentes relacionados del sistema de combustible para verificar que el surtidor de gasolina es el que causo la falla.
2. Deje escapar la presión del combustible del vehículo.
 - * Consulte el manual de reparaciones específico del vehículo para el procedimiento apropiado
3. Desconecte el cable del poste [terminal] negativo de la batería
4. Vacíe el combustible del tanque [deposito de gasolina].
 - * Drene el combustible en envases apropiados y siga todas las regulaciones locales.
5. Quitar el deposito [tanque] de gasolina del vehículo (si se requiere)
 - * Consulte el manual de reparaciones específico del vehículo para los procedimientos apropiados.
6. Quite la bomba de gasolina vieja
 - * Consulte el manual de reparaciones específico del vehículo para los procedimientos apropiados.
7. Limpie bien dentro del deposito de gasolina
 - * La contaminacion del combustible es la causa principal que ocasiona la falla de la bomba de gasolina.
 - * El deposito de gasolina debe estar limpio y un nuevo filtro se debe instalar con la nueva bomba de gasolina
8. Examine los cables y las mangueras en el vehículo.
 - * Examine todo el cableado y mangueras del equipo original para saber si hay danos.
 - * El arnes del cableado debe ser substituido si está incluido en el kit de la bomba de gasolina.
 - * Reemplace todas las mangueras gastadas o deterioradas.
9. Instale la nueva bomba y el nuevo modulo con el filtro nuevo de la bomba de gasolina
 - * Substituya siempre el filtro con las piezas nuevas al cambiar la bomba de gasolina
10. Reinstale el tanque de gasolina (si se requiere)
 - *Consulte el manual de reparaciones específico del vehículo para los procedimientos apropiados
11. Substituya el filtro de combustible
 - *El filtro de combustible sucio y viejo reducira la vida de la bomba de gasolina y producira presiones de combustible bajas
12. Llene el tanque **totalmente** con combustible limpio
 - * La bomba completa de gasolina/el modulo completo se deben sumergir completamente dentro del tanque para que el sistema se prepare a cargar.
 - * Espere un minimo de 5 minutos para que la bomba de gasolina se prepare a cargar antes de encender el vehículo.
13. Encienda el motor y asegurese de que no haya fugas
 - * Vuelva a conectar el cable de la batería
 - * La llave en el switch puede necesitar ser cambiado en on y off por varias veces antes de que se alcance la presión apropiada del sistema de combustible.
 - * Asegurese nuevamente para saber si hay escapes

NOTA: Una perdida de presión de aceite o un interruptor de presión de aceite defectuoso, pueden dejar la bomba fuera de servicio.

FUEL PUMP PRODUCT LINE PRESSURE AND FLOW REQUIREMENTS				REV .P		8/15/2014
PART NUMBER	DESCRIPTION	VOLTS	FLOWRATE	PRESSURE		TEST NOTES
				MIN LPH	MIN PSI	
USEP8438	PUMP KIT	12	120	80	*	* No MAX requirement, Verify unit meets MIN PSI immediately before bypass valve opens
USEP8450	PUMP KIT	12	140	80	*	* No MAX requirement, Verify unit meets MIN PSI immediately before bypass valve opens
USEP8450A	PUMP KIT	12	140	80	*	* No MAX requirement, Verify unit meets MIN PSI immediately before bypass valve opens
USEP8454	PUMP KIT	12	130	85	*	* No MAX requirement, Verify unit meets MIN PSI immediately before bypass valve opens
USEP8455	PUMP KIT	12	140	70	*	* No MAX requirement, Verify unit meets MIN PSI immediately before bypass valve opens
USEP8456	PUMP KIT	12	140	70	*	* No MAX requirement, Verify unit meets MIN PSI immediately before bypass valve opens
USEP8458	PUMP KIT	12	130	65	*	* No MAX requirement, Verify unit meets MIN PSI immediately before bypass valve opens
USEP8470M	MODULE	12	130	90	*	* No MAX requirement, Verify unit meets MIN PSI immediately before bypass valve opens
USEP8474M	MODULE	12	130	100	*	* No MAX requirement, Verify unit meets MIN PSI immediately before bypass valve opens
USEP8475M	MODULE	12	130	100	*	* No MAX requirement, Verify unit meets MIN PSI immediately before bypass valve opens
USEP8480	PUMP KIT	12	140	100	*	* No MAX requirement, Verify unit meets MIN PSI immediately before bypass valve opens
USEP8482M	MODULE	12	120	90	*	* No MAX requirement, Verify unit meets MIN PSI immediately before bypass valve opens
USEP8483M	MODULE	12	130	80	*	* No MAX requirement, Verify unit meets MIN PSI immediately before bypass valve opens
USEP8496M	MODULE	12	130	60	***	*** Unit has regulator. Pressure is + - 10 PSI. Connect the tester to the output of the module
USEP8501	PUMP KIT	12	150	90	*	* No MAX requirement, Verify unit meets MIN PSI immediately before bypass valve opens
USEP8502M	MODULE	12	150	80	*	* No MAX requirement, Verify unit meets MIN PSI immediately before bypass valve opens
USEP8503	PUMP KIT	12	130	100	*	* No MAX requirement, Verify unit meets MIN PSI immediately before bypass valve opens
USEP8513	PUMP KIT	12	120	80	*	* No MAX requirement, Verify unit meets MIN PSI immediately before bypass valve opens
USEP8514M	MODULE	12	120	85	*	* No MAX requirement, Verify unit meets MIN PSI immediately before bypass valve opens
USEP8516	PUMP KIT	12	140	80	*	* No MAX requirement, Verify unit meets MIN PSI immediately before bypass valve opens
USEP8527M	MODULE	12	130	75	*	* No MAX requirement, Verify unit meets MIN PSI immediately before bypass valve opens
USEP8529M	MODULE	12	120	80	*	* No MAX requirement, Verify unit meets MIN PSI immediately before bypass valve opens
USEP8532	PUMP KIT	12	120	70	*	* No MAX requirement, Verify unit meets MIN PSI immediately before bypass valve opens
USEP8537	PUMP KIT	12	125	80	*	* No MAX requirement, Verify unit meets MIN PSI immediately before bypass valve opens
USEP8540M	MODULE	12	120	90	*	* No MAX requirement, Verify unit meets MIN PSI immediately before bypass valve opens
USEP8545M	MODULE	12	130	60	***	*** Unit has regulator. Pressure is + - 10 PSI. Connect the tester to the output of the module
USEP8548	PUMP KIT	12	150	80	*	* No MAX requirement, Verify unit meets MIN PSI immediately before bypass valve opens
USEP8551M	MODULE	12	120	85	*	* No MAX requirement, Verify unit meets MIN PSI immediately before bypass valve opens
USEP8594M	MODULE	12	140	100	*	* No MAX requirement, Verify unit meets MIN PSI immediately before bypass valve opens
USEP8595M	MODULE	12	150	85	*	* No MAX requirement, Verify unit meets MIN PSI immediately before bypass valve opens
USEP8640M	MODULE	12	130	90	*	* No MAX requirement, Verify unit meets MIN PSI immediately before bypass valve opens
USEP8643	PUMP KIT	12	125	80	*	* No MAX requirement, Verify unit meets MIN PSI immediately before bypass valve opens
USEP8654M	MODULE	12	130	55	**	** Unit has regulator, pressure is + - 10 PSI
USEP8661M	MODULE	12	140	80	*	* No MAX requirement, Verify unit meets MIN PSI immediately before bypass valve opens
USEP8688M	MODULE	12	160	130	*	* No MAX requirement, Verify unit meets MIN PSI immediately before bypass valve opens
USEP8707M	MODULE	12	140	90	*	* No MAX requirement, Verify unit meets MIN PSI immediately before bypass valve opens
USEP8717M	MODULE	12	140	60	**	** Unit has regulator, pressure is + - 10 PSI
USEP8721M	MODULE	12	130	65	*	* No MAX requirement, Verify unit meets MIN PSI immediately before bypass valve opens
USEP8734	PUMP KIT	12	130	80	*	* No MAX requirement, Verify unit meets MIN PSI immediately before bypass valve opens
USEP8743M	MODULE	12	140	50	**	** Unit has regulator, pressure is + - 10 PSI
USEP8778	PUMP KIT	12	120	4	6	
USEP8804	PUMP KIT	12	130	85	*	* No MAX requirement, Verify unit meets MIN PSI immediately before bypass valve opens
USEP8804NA	PUMP KIT	12	130	85	*	* No MAX requirement, Verify unit meets MIN PSI immediately before bypass valve opens
USEP8833M	MODULE	12	150	140	*	* No MAX requirement, Verify unit meets MIN PSI immediately before bypass valve opens
USEP8845	PUMP KIT	12	150	30	*	* No MAX requirement, Verify unit meets MIN PSI immediately before bypass valve opens
USEP8854	PUMP KIT	12	140	80	*	* No MAX requirement, Verify unit meets MIN PSI immediately before bypass valve opens



FUEL PUMP CROSS REFERENCE

USMW
Professional Series

OEM	USMW Part Number	OEM	USMW Part Number
ALFA ROMEO		4419 618	USEP7012
60518556	USEP8149	4419 618	USEP7074H
60521992	USEP8149	4419 623	USEP7031
60543481	USEP8149	4443 157	USEP7012
60546091	USEP8149	4495 002	USEP7040
60572050	USEP8149	4495 002	USEP7040M
BMW		4495 088	USEP7000
12 14 7 194 207	USEP8688M	4495 088	USEP7068H
16 11 6 752 626	USEP8412M	4495 132	USEP7029M
16 11 6 755 043	USEP8412M	4495 140	USEP7039M
16 11 6 759 830	USEP8488M	4495 163	USEP7040
16 11 7 159 604	USEP8526M	4495 163	USEP7040M
16 11 7 194 000	USEP8488M	4495 391	USEP7056M
16 14 1 178 751	USEP7334	4637 192	USEP7006A
16 14 1 179 232	USEP7334	4637 192	USEP7072S
16 14 1 179 415	USEP7334	4682 260	USEP7030M
16 14 1 179 415	USEP8141H	4682 761	USEP7030M
16 14 1 179 425	USEP7334	4682 761AB	USEP7030M
16 14 1 179 425	USEP8197H	4723 286	USEP8151
16 14 1 179 427	USEP7334	4728 729	USEP7049M
16 14 1 179 427	USEP8216H	4740 370	USEP7029M
16 14 1 179 710	USEP8132	4742 670	USEP7040
16 14 1 179 992	USEP8138	4742 670	USEP7040M
16 14 1 180 233	USEP3240	4742 671	USEP7040
16 14 1 180 504	USEP8233	4742 671	USEP7040M
16 14 1 181 075	USEP3240	4746 404	USEP8151
16 14 1 181 354	USEP8139	4761 646	USEP7057M
16 14 1 181 354	USEP8234M	4762 405	USEP7050M
16 14 1 182 355	USEP8287	4762 406	USEP7050M
16 14 1 182 786	USEP8233	4762 407	USEP7062M
16 14 1 182 842	USEP8233	4762 408	USEP7062M
16 14 1 182 985	USEP8233	4762 539	USEP7047M
16 14 1 183 009	USEP8278	4762 540	USEP7048M
16 14 1 183 139	USEP8233	4762 964	USEP8229
16 14 1 183 176	USEP8442H	4762 996	USEP7050M
16 14 1 183 687	USEP8233	4773 804	USEP7054M
16 14 1 183 947	USEP8287	4778 112	USEP7076M
16 14 1 183 947	USEP8385	4778 198	USEP7089M
16 14 1 184 022	USEP8138	4778 436	USEP7057M
16 14 6 752 368	USEP8442H	4797 804	USEP7057M
16 14 6 752 499	USEP8233	4797 880	USEP7000
16 14 6 752 499	USEP8416M	4797 880	USEP7068H
16 14 6 756 323	USEP8233	4797 882	USEP7000
16 14 6 758 735	USEP8415M	4797 882	USEP7069H
16 14 6 758 736	USEP8233	4797 885	USEP7012
16 14 6 765 820	USEP8524M	4797 885	USEP7074H
16 14 6 766 942	USEP8233	4797 887	USEP7012
16 14 6 766 942	USEP8416M	4797 887	USEP7071H
16 14 6 768 653	USEP8132	4798 057	USEP7065M
16 14 7 161 387	USEP8139	4798 271	USEP7100M
16 14 7 161 387	USEP8234M	4798 287	USEP7065M
16 14 7 163 298	USEP8688M	4798 292	USEP7086M
CHRYSLER		4798 485	USEP7097M
1760 A049	USEP8456	4798 822	USEP7093M
1760A049	USEP8229	4798 941	USEP7125S
3300 1020	USEP7010	4798 941	USEP8335
4075 445	USEP7000	4856 260	USEP7099M
4075 445	USEP7069H	4856 445	USEP7101M
4203 652	USEP7052	4856 873	USEP8151
4203 941	USEP7071H	4863 888	USEP7086M
4279 296	USEP7071H	4863 888AB	USEP7086M
4279 917	USEP7051S	4864 035AB	USEP7075M
4279 951	USEP7031	4874 172	USEP7103MN
4419 617	USEP7000	4874 172	USEP7154
4419 617	USEP7068H	4874 173	USEP7121M
		4874 173	USEP7154
		4874 173AB	USEP7121M

OEM	USMW Part Number	OEM	USMW Part Number
4874 173AB	USEP7154	5012 951AB	USEP7154
4882 079	USEP7101M	5012 951AC	USEP7122M
4883 029	USEP7100M	5012 951AC	USEP7154
4897 170AA	USEP7153	5012 952AB	USEP7115M
4897 417AA	USEP7097M	5012 952AB	USEP7154
4897 417AC	USEP7097M	5012 952AC	USEP7115M
4897 420AA	USEP7089M	5012 952AC	USEP7154
4897 420AB	USEP7089M	5012 952AD	USEP7115M
4897 424AA	USEP7094M	5012 952AD	USEP7154
4897 424AB	USEP7094M	5012 953AB	USEP7121M
4897 426AB	USEP7093M	5012 953AB	USEP7154
4897 428AB	USEP7101M	5012 953AC	USEP7121M
4897 431AA	USEP7129M	5012 953AC	USEP7154
4897 431AB	USEP7129M	5012 961AC	USEP7103MN
4897 493AA	USEP7114M	5012 961AC	USEP7154
4897 494AA	USEP7116M	5014 024AA	USEP7054M
4897 495AA	USEP7104M	5014 192AA	USEP7187M
4897 495AB	USEP7104M	5014 318AA	USEP7138M
4897 666AA	USEP7138M	5014 318AB	USEP7138M
4897 666AB	USEP7138M	5014 351AA	USEP7130M
4897 666AC	USEP7138M	5014 351AB	USEP7130M
4897 666AF	USEP7138M	5014 789AB	USEP7123M
4897 667AA	USEP7111M	5014 789AC	USEP7123M
4897 667AD	USEP7111M	5014 789AD	USEP7123M
4897 667AD	USEP7138M	5014 884AA	USEP7116M
4897 667AF	USEP7111M	5014 884AD	USEP7116M
4897 668AE	USEP7187M	5014 884AD	USEP7128M
4897 668AF	USEP7187M	5014 884AE	USEP7128M
4897 804AA	USEP7113M	5014 884AF	USEP7128M
4897 804AB	USEP7113M	5015 553AA	USEP7187M
4897 804AC	USEP7113M	5016 221AA	USEP7152M
4897 920AA	USEP7114M	5017 204AA	USEP7143M
4897 920AB	USEP7114M	5017 204AB	USEP7143M
4897 921AA	USEP7116M	5017 204AC	USEP7143M
5003 465AB	USEP7117M	5017 204AE	USEP7143M
5003 465AC	USEP7117M	5018 056AB	USEP7127M
5003 465AD	USEP7117M	5018 056AC	USEP7127M
5003 855AA	USEP7087M	5018 691AA	USEP7141M
5003 860AB	USEP8335	5018 691AB	USEP7141M
5003 861AA	USEP8335	5018 697AA	USEP7142M
5003 867AA	USEP7099M	5018 873AA	USEP7144M
5003 869AA	USEP7125S	5018 873AB	USEP7144M
5003 869AA	USEP8335	5018 875AA	USEP7146M
5003 958AA	USEP7137M	5018 875AB	USEP7146M
5003 958AB	USEP7137M	5019 003AA	USEP7152M
5003 958AC	USEP7137M	5019 003AB	USEP7152M
5003860AA	USEP12028S	5019 600AA	USEP7020
5003860AB	USEP12028S	5069 054AA	USEP7162M
5003861AA	USEP12028S	5069 054AC	USEP7162M
5003861AB	USEP12028S	5072 763AB	USEP7161M
5010 017AA	USEP7123M	5072 764AB	USEP7160M
5010 370AA	USEP7124M	5080 885AA	USEP7153
5010 370AC	USEP7124M	5083 317AA	USEP7117M
5010 370AE	USEP7124M	5086 278AA	USEP7159M
5010 370AF	USEP7124M	5086 280AA	USEP7160M
5012 209AB	USEP7153	5086 280AB	USEP7160M
5012 273AA	USEP7116M	5086 280AC	USEP7160M
5012 273AB	USEP7116M	5086 286AA	USEP7158M
5012 273AC	USEP7116M	5086 286AB	USEP7158M
5012 273AD	USEP7116M	5086 650AA	USEP7191M
5012 380AA	USEP7127M	5086 650AC	USEP7191M
5012 380AA	USEP7154	5093 135AA	USEP7230
5012 380AB	USEP7127M	5093 455AA	USEP7169M
5012 380AB	USEP7154	5093 455AB	USEP7169M
5012 380AD	USEP7127M	5093 455AC	USEP7167M
5012 380AD	USEP7154	5093 457AA	USEP7169M
5012 951AB	USEP7122M	5093 457AB	USEP7169M



FUEL PUMP CROSS REFERENCE

USMW
Professional Series

OEM	USMW Part Number	OEM	USMW Part Number
5093 788AA	USEP7154	5143 579AJ	USEP7197M
5093 788AA	USEP7156M	5143 579AJ	USEP7206
5093 788AB	USEP7154	5161 335AB	USEP7200M
5093 788AB	USEP7156M	5161 335AB	USEP7207
5093 804AA	USEP7127M	5161 335AC	USEP7200M
5093 856AA	USEP7168M	5161 335AC	USEP7207
5096 149AA	USEP7144M	5161 377AA	USEP7189M
5096 149AB	USEP7144M	5161 377AA	USEP7207
5101 795AA	USEP7142M	5161 377AB	USEP7189M
5101 803AA	USEP7194M	5161 377AB	USEP7207
5101 803AB	USEP7194M	5161 377AC	USEP7189M
5101 805AB	USEP7194M	5161 377AC	USEP7207
5101 805AC	USEP7194M	5161 377AD	USEP7189M
5101 830AA	USEP7146M	5161 377AD	USEP7207
5101 830AB	USEP7146M	5175 966AA	USEP7195M
5102 527AA	USEP7162M	5175 966AB	USEP7195M
5102 594AA	USEP8289	5179 396AA	USEP7184M
5103 114AB	USEP7162M	5183 201AA	USEP7220M
5104 694AA	USEP7186M	5183 201AB	USEP7220M
5104 694AB	USEP7186M	5183 202AA	USEP7220M
5104 695AD	USEP7180M	5183 202AA	USEP8450
5104 696AA	USEP7165M	5183 202AB	USEP7220M
5104 696AB	USEP7165M	5183 202AB	USEP8450
5104 697AA	USEP7170M	5200 4636	USEP7018
5104 697AB	USEP7170M	5200 4641	USEP7018
5104 698AB	USEP7180M	5200 4835	USEP7049M
5104 698AC	USEP7180M	5200 4837	USEP7048M
5114 302AA	USEP7154	5200 5099	USEP7055M
5114 302AA	USEP7185M	5201 7632	USEP7049M
5114 547AB	USEP7190M	5201 7634	USEP7047M
5114 547AB	USEP7206	5201 7635	USEP7048M
5114 547AD	USEP7190M	5201 7814	USEP7047M
5114 547AD	USEP7206	5201 7915	USEP7063M
5114 547AE	USEP7190M	5201 7916	USEP7064M
5114 547AE	USEP7206	5201 8061	USEP7064M
5114 547AF	USEP7190M	5201 8387	USEP8229
5114 547AF	USEP7206	5201 8796	USEP7087M
5119 605AA	USEP7202M	52018390	USEP12028S
5119 607AA	USEP7202M	52018391	USEP12028S
5127 562AC	USEP7172M	5210 2862AB	USEP7117M
5127 562AC	USEP7221	5212 7761	USEP7063M
5134 554AC	USEP7182M	5212 7763	USEP7063M
5134 554AD	USEP7165M	5217 794	USEP7000
5134 554AF	USEP7182M	5217 794	USEP7073S
5135 549AA	USEP7184M	5217 796	USEP7000
5135 549AB	USEP7184M	5217 796	USEP7073S
5139 031AE	USEP7196M	5217 852	USEP7012
5139 031AE	USEP7221	5217 852	USEP7071H
5140 813AC	USEP7172M	5217 856	USEP7012
5140 829AB	USEP7199M	5217 856	USEP7074H
5140 829AB	USEP7207	5217 863	USEP7018
5140 829AC	USEP7199M	5217 866	USEP7018
5140 829AC	USEP7207	5217 891	USEP7018
5143 579AB	USEP7197M	5217 988	USEP7030M
5143 579AB	USEP7206	6800 1958AB	USEP7165M
5143 579AC	USEP7197M	6800 3339AB	USEP8450
5143 579AC	USEP7206	6800 3766AA	USEP7184M
5143 579AD	USEP7197M	6800 4095AA	USEP7219M
5143 579AD	USEP7206	6800 4095AB	USEP7219M
5143 579AE	USEP7197M	6800 4518AA	USEP7182M
5143 579AE	USEP7206	6801 1583AA	USEP7199M
5143 579AF	USEP7197M	6801 1583AA	USEP7207
5143 579AF	USEP7206	6801 1609AA	USEP7180M
5143 579AH	USEP7197M	6802 2583AA	USEP7197M
5143 579AH	USEP7206	6802 2583AA	USEP7207
5143 579AI	USEP7197M	6802 4002AA	USEP7197M
5143 579AI	USEP7206	6802 4002AA	USEP7207

OEM	USMW Part Number	OEM	USMW Part Number
6802 5169AA	USEP7198M	DAIHATSU	
6802 5169AA	USEP7206	23100-87733-000	USEP8023
7700 722393	USEP7334	23210-87601-000	USEP8000
8350 2752	USEP7001	23210-87711-000	USEP8023
8350 2778	USEP7001	23210-87712-000	USEP8023
8350 2779	USEP7001	23220-87701-000	USEP8023
8350 2994	USEP7001	FORD	
8350 2995	USEP7001	1F00-13-350	USEP2068
8350 4619	USEP7020	1F1Z 9H307-EC	USEP2329M
8350 7019	USEP7018	1F1Z 9H307-EC	USEP2497
8350 7019AB	USEP7018	1F1Z 9H307-GA	USEP2294M
MB400420	USEP8023	1F1Z 9H307-GB	USEP2294M
MB400670	USEP3222	1F2Z 9H307-AA	USEP2290M
MB400671	USEP3222	1L2Z 9H307-KD	USEP2339
MB504841	USEP3222	1L2Z 9H307-KE	USEP2339
MB527115	USEP3222	1L2Z 9H307-LB	USEP2339
MB527444	USEP3222	1L2Z 9H307-LC	USEP2339
MB554100	USEP8023	1L2Z 9H307-LD	USEP2339
MB597728	USEP8023	1L2Z 9H307-MB	USEP2332S
MB598094	USEP3222	1L2Z 9H307-MB	USEP2333
MB598408	USEP3222	1L5Z 9H307-EE	USEP2295M
MB598409	USEP3222	1L5Z 9H307-EF	USEP2295M
MB598410	USEP3222	1L5Z 9H307-FE	USEP2293M
MB678038	USEP8229	1L5Z 9H307-FF	USEP2293M
MB678398	USEP8023	1M5Z 9H307-AA	USEP2448
MB698857	USEP8229	1M5Z 9H307-CA	USEP2299M
MB698858	USEP8119	1M5Z 9H307-CA	USEP2448
MB831262	USEP8229	1R3Z 9H307-AA	USEP2301M
MB831263	USEP8229	1R3Z 9H307-AB	USEP2301M
MB831264	USEP8229	1W1Z 9H307-BC	USEP2375
MB831560	USEP8229	1W1Z 9H307-BD	USEP2375
MB831561	USEP7067S	1W1Z 9H307-BG	USEP2375
MB831561	USEP8229	2C2Z 9H307-AA	USEP2068
MB831742	USEP8023	2C2Z 9H307-AA	USEP2241S
MB845502	USEP8023	2C2Z 9H307-AB	USEP2068
MB912304	USEP8229	2C2Z 9H307-AB	USEP2241S
MB923663	USEP8229	2C2Z 9H307-CB	USEP2068
MB959847	USEP8229	2C2Z 9H307-CB	USEP2239S
MD062978	USEP8000	2C2Z 9H307-DA	USEP2068
MR134804	USEP7081H	2C2Z 9H307-DA	USEP2286S
MR134804	USEP8229	2C2Z 9H307-DA	USEP2068
MR134868	USEP7081H	2C2Z 9H307-FA	USEP2068
MR134868	USEP8229	2C5Z 9H307-CB	USEP2068
MR134901	USEP7082H	2C6Z 9H307-AA	USEP2068
MR134901	USEP8271	2C6Z 9H307-AA	USEP2316S
MR135420	USEP8271	2C6Z 9H307-AB	USEP2068
MR162453	USEP7080S	2C6Z 9H307-AB	USEP2316S
MR162453	USEP8271	2F1Z 9H307-BA	USEP2497
MR241080	USEP8229	2F1Z 9H307-FB	USEP2313M
MR431087	USEP8229	2F1Z 9H307-FB	USEP2314
MR431088	USEP8456	2F2Z 9H307-AB	USEP2290M
MR508282	USEP8455	2F2Z 9H307-AC	USEP2290M
MR508283	USEP8456	2L1Z 9H307-BA	USEP2360M
MR508284	USEP8455	2L1Z 9H307-BF	USEP2360M
MR508285	USEP8456	2L1Z 9H307-BG	USEP2360M
MR990817	USEP8455	2L1Z 9H307-CA	USEP2361M
MR990818	USEP8456	2L1Z 9H307-CG	USEP2361M
R4495391	USEP7056M	2L1Z 9H307-CH	USEP2361M
R4762541	USEP7064M	2L2Z 9H307-FA	USEP2348M
R4762543	USEP7064M	2L2Z 9H307-GA	USEP2352M
R4778112	USEP7076M	2L2Z 9H307-GB	USEP2352M
DAEWOO		2L2Z 9H307-GC	USEP2352M
96181405	USEP12002	2L2Z 9H307-HA	USEP2332S
96255734	USEP12021	2L2Z 9H307-HC	USEP2332S
96350587	USEP12001	2L2Z 9H307-HC	USEP2333
		2L5Z 9H307-AA	USEP2293S
		2L5Z 9H307-AC	USEP2293S



FUEL PUMP CROSS REFERENCE

USMW
Professional Series

OEM	USMW Part Number	OEM	USMW Part Number
2L7Z 9H307-AF	USEP2362M	3F2Z 9H307-AB	USEP2383M
2M5Z 9H307-AD	USEP2325M	3F2Z 9H307-AB	USEP2386
2M5Z 9H307-AD	USEP2386	3L2Z 9H307-CB	USEP2351M
3C2Z 9H307-AA	USEP2068	3L2Z 9H307-CC	USEP2351M
3C2Z 9H307-AA	USEP2341S	3L2Z 9H307-DC	USEP2350M
3C2Z 9H307-AB	USEP2068	3L2Z 9H307-DD	USEP2350M
3C2Z 9H307-AB	USEP2341S	3L2Z 9H307-EB	USEP2348M
3C2Z 9H307-BA	USEP2068	3L2Z 9H307-EC	USEP2348M
3C2Z 9H307-BA	USEP2343S	3L2Z 9H307-FB	USEP2353M
3C2Z 9H307-BC	USEP2068	3L2Z 9H307-FC	USEP2348M
3C2Z 9H307-BC	USEP2343S	3L2Z 9H307-FC	USEP2353M
3C2Z 9H307-BD	USEP2068	3L5Z 9H307-EC	USEP2295M
3C2Z 9H307-BD	USEP2343S	3L5Z 9H307-FC	USEP2293M
3C2Z 9H307-CA	USEP2068	3S4Z 9H307-AB	USEP2368M
3C2Z 9H307-CA	USEP2286S	3S4Z 9H307-AB	USEP2369
3C2Z 9H307-CB	USEP2068	3S4Z 9H307-BC	USEP2326M
3C2Z 9H307-CB	USEP2286S	3S4Z 9H307-BC	USEP2386
3C2Z 9H307-CB	USEP2377	3W1Z 9H307-AB	USEP2336S
3C2Z 9H307-DA	USEP2068	3W1Z 9H307-AB	USEP2337
3C2Z 9H307-DA	USEP2343S	3W4Z 9275-AB	USEP2388M
3C2Z 9H307-DB	USEP2068	3W4Z 9H307-AD	USEP2388M
3C2Z 9H307-DB	USEP2286S	4C2Z 9C407-AA	USEP2340
3C2Z 9H307-DB	USEP2343S	4C2Z 9H307-AB	USEP2515
3C2Z 9H307-DB	USEP2377	4C2Z 9H307-BB	USEP2364S
3C3Z 9C407-AB	USEP2340	4C2Z 9H307-BB	USEP2377
3C3Z 9H307-CA	USEP2314	4C2Z 9H307-CB	USEP2377
3C3Z 9H307-CB	USEP2245M	4C2Z 9H307-CB	USEP2437S
3C3Z 9H307-CB	USEP2314	4F1Z 9H307-AB	USEP2314
3C3Z 9H307-DA	USEP2312	4F1Z 9H307-AB	USEP2435M
3C3Z 9H307-DB	USEP2245M	4L2Z 9H307-AC	USEP2358M
3C3Z 9H307-DB	USEP2312	4L2Z 9H307-EA	USEP2439M
3C3Z 9H307-EA	USEP2318	4L3Z 9H307-AF	USEP2434M
3C3Z 9H307-EB	USEP2318	4L3Z 9H307-BF	USEP2434M
3C3Z 9H307-EC	USEP2245M	4L3Z 9H307-CF	USEP2434M
3C3Z 9H307-EC	USEP2318	4L3Z 9H307-DF	USEP2436M
3C3Z 9H307-FC	USEP2245M	4L5Z 9H307-AE	USEP2537M
3C3Z 9H307-FC	USEP2318	4L5Z 9H307-BF	USEP2356M
3C3Z 9H307-GC	USEP2318	4L5Z 9H307-CF	USEP2363M
3C3Z 9H307-GD	USEP2245M	4W1Z 9H307-AA	USEP2337
3C3Z 9H307-GD	USEP2318	4W4Z 9H307-AA	USEP2337
3C3Z 9H307-HA	USEP2314	4W4Z 9H307-AA	USEP2388M
3C3Z 9H307-HB	USEP2245M	5C2Z 9H307-A	USEP2365S
3C3Z 9H307-HB	USEP2314	5C2Z 9H307-A	USEP2515
3C3Z 9H307-JA	USEP2312	5C2Z 9H307-B	USEP2226
3C3Z 9H307-JB	USEP2245M	5C2Z 9H307-B	USEP2364S
3C3Z 9H307-JB	USEP2312	5C3Z 9H307-A	USEP2226
3C3Z 9H307-KB	USEP2245M	5C3Z 9H307-A	USEP2364S
3C3Z 9H307-KB	USEP2318	5C3Z 9H307-AE	USEP2386
3C3Z 9H307-LA	USEP2312	5C3Z 9H307-B	USEP2366
3C3Z 9H307-LB	USEP2245M	5C3Z 9H307-B	USEP2442M
3C3Z 9H307-LB	USEP2312	5C3Z 9H307-BE	USEP2386
3C3Z 9H307-MA	USEP2280M	5C3Z 9H307-C	USEP2386
3C3Z 9H307-MB	USEP2245M	5C3Z 9H307-CA	USEP2366
3C3Z 9H307-MB	USEP2280M	5C3Z 9H307-CA	USEP2442M
3C5Z 9H307-CA	USEP2354M	5C3Z 9H307-D	USEP2386
3C7Z 9H307-NA	USEP2287M	5C3Z 9H307-DA	USEP2386
3C7Z 9H307-NA	USEP2318	5C5Z 9H307-A	USEP2354M
3C7Z 9H307-NB	USEP2287M	5F9Z 9275-AE	USEP2465M
3C7Z 9H307-NB	USEP2318	5F9Z 9H307-AA	USEP2465M
3C7Z 9H307-PA	USEP2288M	5L2Z 9H307-A	USEP2359M
3C7Z 9H307-PA	USEP2318	5L2Z 9H307-C	USEP2358M
3C7Z 9H307-PB	USEP2288M	5L2Z 9H307-EA	USEP2439M
3C7Z 9H307-PB	USEP2318	5L3Z 9H307-AB	USEP2434M
3F1Z 9H307-AB	USEP2313M	5L3Z 9H307-BB	USEP2434M
3F1Z 9H307-AB	USEP2314	5L3Z 9H307-CB	USEP2441M
3F1Z 9H307-BB	USEP2330M	5L3Z 9H307-DB	USEP2436M
3F1Z 9H307-BB	USEP2497	5L8Z 9H307-A	USEP2314

OEM	USMW Part Number	OEM	USMW Part Number
5L8Z 9H307-A	USEP2453M	7L8Z 9H307-B	USEP2453M
5L8Z 9H307-B	USEP2386	7L8Z 9H307-C	USEP2363M
5L8Z 9H307-B	USEP2440M	7L8Z 9H307-C	USEP2386
5L8Z 9H307-BD	USEP2453M	7L8Z 9H307-C	USEP2440M
5R3Z 9275-AC	USEP2457M	8L3Z 9H307-A	USEP2434M
5W1Z 9H307-AA	USEP2449S	8L3Z 9H307-B	USEP2434M
5W1Z 9H307-AC	USEP2449S	8L3Z 9H307-C	USEP2441M
6C2Z 9C407-AA	USEP2340	8L3Z 9H307-D	USEP2436M
6C2Z 9G282-AA	USEP2340	8L3Z 9H307-F	USEP2434M
6C2Z 9H307-AA	USEP2365S	8L3Z 9H307-G	USEP2436M
6C2Z 9H307-AA	USEP2515	8L3Z 9H307-H	USEP2501M
6C2Z 9H307-BA	USEP2226	E0VZ 9350-A	USEP2182
6C2Z 9H307-BA	USEP2364S	E0VZ 9350-AA	USEP2182
6C2Z 9H307-BA	USEP2377	E3AZ 9350-B	USEP2182
6C2Z 9H307-BA	USEP2377	E3FZ 9350-B	USEP2315
6C2Z 9H307-CA	USEP2377	E3UZ 9350-A	USEP2025
6C2Z 9H307-CA	USEP2437S	E3UZ 9350-A	USEP2133S
6C3Z 9C407-AA	USEP2340	E3VZ 9350-A	USEP2025
6C3Z 9G282-AA	USEP2340	E3VZ 9350-AA	USEP2025
6C3Z 9H307-AA	USEP2386	E3ZZ 9350-A	USEP2025
6C3Z 9H307-BA	USEP2226	E4DZ 9350-B	USEP2000
6C3Z 9H307-BA	USEP2364S	E4DZ 9H307-A	USEP2035
6C3Z 9H307-BA	USEP2386	E4DZ 9H307-A	USEP2131S
6C3Z 9H307-BA	USEP2386	E4DZ 9H307-B	USEP2003
6C3Z 9H307-CA	USEP2366	E4DZ 9H307-B	USEP2146S
6C3Z 9H307-CA	USEP2442M	E4DZ 9H307-E	USEP2035
6C3Z 9H307-DA	USEP2386	E4DZ 9H307-E	USEP2131S
6E5Z 9H307-F	USEP2459M	E4LY 9350-A	USEP2324
6E5Z 9H307-G	USEP2458M	E4ZZ 9350-B	USEP2000
6F1Z 9H307-A	USEP2314	E55Y 9A407-A	USEP2024
6F1Z 9H307-A	USEP2435M	E55Y 9A407-A	USEP2100H
6F1Z 9H307-B	USEP2455M	E55Y 9A407-AA	USEP2024
6F1Z 9H307-B	USEP2497	E55Y 9A407-AA	USEP2100H
6F2Z 9H307-BA	USEP2466M	E55Y 9A407-AA	USEP2025
6F9Z 9275-A	USEP2465M	E5RY 9H307-A	USEP2025
6F9Z 9H307-A	USEP2465M	E5SZ 9A407-A	USEP2099M
6G1Z 9H307-A	USEP2467M	E5SZ 9A407-B	USEP2044
6G1Z 9H307-A	USEP2522	E5SZ 9A407-B	USEP2084H
6L1Z 9H307-A	USEP2443M	E5TZ 9C407-A	USEP2000
6L2Z 9H307-A	USEP2454M	E5TZ 9C407-B	USEP2054
6L2Z 9H307-AA	USEP2454M	E5TZ 9H307-A	USEP2025
6L3Z 9H307-A	USEP2434M	E5TZ 9H307-A	USEP2090S
6L3Z 9H307-B	USEP2434M	E5TZ 9H307-AA	USEP2025
6L3Z 9H307-C	USEP2441M	E5TZ 9H307-AA	USEP2090S
6L3Z 9H307-D	USEP2436M	E5TZ 9H307-B	USEP2035
6L3Z 9H307-E	USEP2436M	E5TZ 9H307-B	USEP2093S
6L5Z 9H307-AA	USEP2537M	E5TZ 9H307-BA	USEP2035
6L5Z 9H307-BA	USEP2356M	E5TZ 9H307-BA	USEP2093S
6L5Z 9H307-CA	USEP2363M	E5TZ 9H307-C	USEP2035
6L8Z 9H307-CA	USEP2363M	E5TZ 9H307-C	USEP2035
6S4Z 9H307-A	USEP2314	E5TZ 9H307-C	USEP2148S
6W1Z 9H307-A	USEP2449S	E5TZ 9H307-CA	USEP2035
6W1Z 9H307-B	USEP2449S	E5TZ 9H307-CA	USEP2148S
6W1Z 9H307-C	USEP2449S	E5TZ 9H307-D	USEP2035
6W1Z 9H307-D	USEP2449S	E5TZ 9H307-D	USEP2149S
7E5Z 9H307-S	USEP2459M	E5TZ 9H307-DA	USEP2035
7L2Z 9H307-A	USEP2454M	E5TZ 9H307-DA	USEP2149S
7L2Z 9H307-B	USEP2359M	E5TZ 9H307-E	USEP2025
7L2Z 9H307-C	USEP2439M	E5TZ 9H307-E	USEP2091S
7L3Z 9H307-A	USEP2434M	E5TZ 9H307-F	USEP2025
7L3Z 9H307-B	USEP2434M	E5TZ 9H307-F	USEP2128S
7L3Z 9H307-C	USEP2441M	E5TZ 9H307-FA	USEP2025
7L3Z 9H307-D	USEP2436M	E5TZ 9H307-FA	USEP2128S
7L3Z 9H307-E	USEP2434M	E5TZ 9H307-J	USEP2036
7L3Z 9H307-E	USEP2436M	E5TZ 9H307-J	USEP2095S
7L3Z 9H307-F	USEP2434M	E5TZ 9H307-L	USEP2025
7L3Z 9H307-G	USEP2436M	E5TZ 9H307-L	USEP2088S
7L3Z 9H307-H	USEP2501M	E5TZ 9H307-LA	USEP2025
7L8Z 9H307-B	USEP2314	E5TZ 9H307-LA	USEP2088S



FUEL PUMP CROSS REFERENCE

USMW
Professional Series

OEM	USMW Part Number	OEM	USMW Part Number
E5ZZ 9A407-A	USEP2061	E7TZ 9H307-BA	USEP2103S
E5ZZ 9A407-A	USEP2110H	E7TZ 9H307-D	USEP2035
E5ZZ 9A407-B	USEP2061	E7TZ 9H307-D	USEP2104S
E5ZZ 9A407-B	USEP2110H	E7TZ 9H307-F	USEP2025
E69Z 9H307-A	USEP2035	E7TZ 9H307-F	USEP2143S
E69Z 9H307-B	USEP2035	E7TZ 9H307-FA	USEP2025
E69Z 9H307-G	USEP2002	E7TZ 9H307-FA	USEP2143S
E69Z 9H307-G	USEP2080S	E7UZ 9C407-A	USEP2000
E6AZ 9350-A	USEP2087H	E7UZ 9C407-A	USEP2133S
E6AZ 9350-A	USEP2182	E7UZ 9C407-AA	USEP2000
E6AZ 9350-AA	USEP2087H	E7UZ 9C407-AA	USEP2133S
E6AZ 9350-AA	USEP2182	E7UZ 9H307-A	USEP2031
E6KZ 9H307-A	USEP2035	E7UZ 9H307-A	USEP2133S
E6KZ 9H307-B	USEP2035	E83Z 9H307-B	USEP2065
E6KZ 9H307-B	USEP2132S	E83Z 9H307-B	USEP2101S
E6LZ 9A407-A	USEP2044	E83Z 9H307-F	USEP2052
E6LZ 9A407-A	USEP2084H	E89Z 9H307-B	USEP2002
E6LZ 9A407-AA	USEP2044	E89Z 9H307-B	USEP2080S
E6LZ 9A407-AA	USEP2084H	E89Z 9H307-BA	USEP2002
E6UZ 9H307-A	USEP2008	E89Z 9H307-BA	USEP2080S
E6UZ 9H307-A	USEP2133S	E8DZ 9H307-C	USEP2042
E6UZ 9H307-AA	USEP2008	E8DZ 9H307-C	USEP2076S
E6UZ 9H307-AA	USEP2133S	E8FZ 9H307-B	USEP2002
E6UZ 9H307-B	USEP2008	E8FZ 9H307-B	USEP2136S
E6UZ 9H307-B	USEP2135S	E8FZ 9H307-D	USEP2015
E6UZ 9H307-BA	USEP2008	E8FZ 9H307-D	USEP2082S
E6UZ 9H307-BA	USEP2135S	E8GY 9350-A	USEP8023
E6UZ 9H307-G	USEP2008	E8TZ 9A407-A	USEP2000
E6UZ 9H307-G	USEP2134S	E8TZ 9H307-A	USEP2036
E6UZ 9H307-H	USEP2008	E8TZ 9H307-A	USEP2094S
E6UZ 9H307-H	USEP2133S	E8TZ 9H307-AA	USEP2036
E6UZ 9H307-J	USEP2008	E8TZ 9H307-AA	USEP2094S
E6UZ 9H307-J	USEP2135S	E8TZ 9H307-B	USEP2036
E6VZ 9350-A	USEP2085H	E8TZ 9H307-B	USEP2095S
E6VZ 9350-A	USEP2087H	E8TZ 9H307-BA	USEP2036
E6VZ 9350-A	USEP2182	E8TZ 9H307-BA	USEP2095S
E73Z 9H307-A	USEP2015	E8TZ 9H307-C	USEP2036
E73Z 9H307-B	USEP2015	E8TZ 9H307-C	USEP2096S
E73Z 9H307-B	USEP2081S	E8TZ 9H307-D	USEP2035
E73Z 9H307-BA	USEP2015	E8TZ 9H307-D	USEP2104S
E73Z 9H307-BA	USEP2081S	E8TZ 9H307-DA	USEP2035
E7FZ 9H307-B	USEP2015	E8TZ 9H307-DA	USEP2104S
E7FZ 9H307-B	USEP2082S	E8TZ 9H307-E	USEP2036
E7FZ 9H307-BA	USEP2015	E8TZ 9H307-E	USEP2097S
E7FZ 9H307-BA	USEP2082S	E8TZ 9H307-EA	USEP2036
E7FZ 9H307-D	USEP2002	E8TZ 9H307-EA	USEP2097S
E7FZ 9H307-D	USEP2136S	E8TZ 9H307-G	USEP2025
E7RY 9350-A	USEP2155	E8TZ 9H307-G	USEP2141S
E7RY 9350-A	USEP2155S	E8TZ 9H307-GA	USEP2025
E7RY 9H307-A	USEP2155S	E8TZ 9H307-GA	USEP2141S
E7TZ 9C407-A	USEP2000	E8UZ 9H307-E	USEP2008
E7TZ 9C407-A	USEP2090S	E8UZ 9H307-E	USEP2133S
E7TZ 9C407-AA	USEP2000	E8UZ 9H307-F	USEP2008
E7TZ 9C407-AA	USEP2090S	E8UZ 9H307-F	USEP2135S
E7TZ 9C407-B	USEP2000	E8UZ 9H307-FA	USEP2008
E7TZ 9C407-B	USEP2090S	E8UZ 9H307-FA	USEP2135S
E7TZ 9C407-B	USEP2093S	E8UZ 9H307-G	USEP2008
E7TZ 9C407-BA	USEP2000	E8UZ 9H307-G	USEP2133S
E7TZ 9C407-BA	USEP2090S	E8UZ 9H307-GA	USEP2008
E7TZ 9C407-BA	USEP2093S	E8UZ 9H307-GA	USEP2133S
E7TZ 9H307-A	USEP2008	E90Z 9H307-A	USEP2042
E7TZ 9H307-A	USEP2102S	E90Z 9H307-A	USEP2077S
E7TZ 9H307-AA	USEP2008	E92Z 9350-A	USEP8023
E7TZ 9H307-AA	USEP2102S	E92Z 9350-B	USEP8023
E7TZ 9H307-B	USEP2008	E92Z 9350-BA	USEP8023
E7TZ 9H307-B	USEP2103S	E9DZ 9H307-A	USEP2001
E7TZ 9H307-BA	USEP2008	E9DZ 9H307-A	USEP2115S

OEM	USMW Part Number	OEM	USMW Part Number
E9DZ 9H307-C	USEP2001	F2TZ 9H307-L	USEP2144S
E9DZ 9H307-C	USEP2115S	F2TZ 9H307-LA	USEP2001
E9DZ 9H307-D	USEP2042	F2TZ 9H307-LA	USEP2144S
E9DZ 9H307-D	USEP2079S	F2VY 9A407-A	USEP2068
E9FZ 9H307-A	USEP2002	F2VY 9A407-A	USEP2122H
E9FZ 9H307-A	USEP2136S	F2VY 9A407-AA	USEP2068
E9SZ 9H307-C	USEP2044	F2VY 9A407-AA	USEP2122H
E9SZ 9H307-C	USEP2098S	F2VZ 9A407-EA	USEP2059
E9TZ 9A407-A	USEP2000	F2VZ 9A407-EA	USEP2059MN
E9TZ 9H307-D	USEP2059	F2VZ 9A407-EB	USEP2059
E9TZ 9H307-D	USEP2059MN	F2VZ 9A407-EB	USEP2059MN
E9TZ 9H307-DA	USEP2059	F3Z2 9A407-A	USEP2068
E9TZ 9H307-DA	USEP2059MN	F3Z2 9A407-A	USEP2156H
E9UZ 9H307-C	USEP2008	F3Z2 9A407-CC	USEP2068
E9UZ 9H307-C	USEP2147S	F3Z2 9A407-CC	USEP2156H
E9UZ 9H307-CA	USEP2008	F3DZ 9H307-AFFV	USEP2072S
E9UZ 9H307-CA	USEP2147S	F3DZ 9H307-D	USEP2001
F02Z 9A407-A	USEP2051	F3DZ 9H307-D	USEP2115S
F02Z 9A407-AA	USEP2051	F3DZ 9H307-DA	USEP2001
F02Z 9H307-A	USEP2051	F3DZ 9H307-DA	USEP2115S
F03Z 9H307-A	USEP2052	F3DZ 9H307-E	USEP2042
F03Z 9H307-AA	USEP2052	F3DZ 9H307-E	USEP2108S
F0BZ 9350-A	USEP8023	F3LY 9A407-A	USEP2070H
F0DZ 9H307-A	USEP2042	F3LY 9A407-B	USEP2070H
F0DZ 9H307-A	USEP2108S	F3LY 9A407-BA	USEP2070H
F0TZ 9H307-M	USEP2059	F3TZ 9A407-A	USEP2059
F0TZ 9H307-M	USEP2063M	F3TZ 9A407-A	USEP2059MN
F0UZ 9H307-A	USEP2008	F42Z 9350-A	USEP2068
F0UZ 9H307-A	USEP2147S	F42Z 9350-A	USEP2156H
F0UZ 9H307-AA	USEP2008	F43Z 9A407-A	USEP2068
F0UZ 9H307-AA	USEP2147S	F43Z 9A407-AA	USEP2068
F0VY 9H307-D	USEP2044	F4BZ 9A407-A	USEP2074H
F0VY 9H307-D	USEP2123S	F4BZ 9A407-A	USEP2111
F1JY 9350-A	USEP8023	F4BZ 9A407-B	USEP2075H
F1PY 9A407-A	USEP2044	F4BZ 9A407-B	USEP2111
F1PY 9A407-A	USEP2121H	F4DZ 9350-AFFV	USEP2072S
F1PY 9A407-AA	USEP2044	F4DZ 9H307-A	USEP2042
F1PY 9A407-AA	USEP2121H	F4DZ 9H307-A	USEP2076S
F1SZ 9H307-B	USEP2044	F4DZ 9H307-AA	USEP2042
F1SZ 9H307-B	USEP2098S	F4DZ 9H307-AA	USEP2076S
F1SZ 9H307-BA	USEP2044	F4DZ 9H307-AFFV	USEP2072S
F1SZ 9H307-BA	USEP2098S	F4DZ 9H307-B	USEP2042
F1SZ 9H307-C	USEP2044	F4DZ 9H307-B	USEP2077S
F1SZ 9H307-C	USEP2098S	F4DZ 9H307-BB	USEP2042
F1SZ 9H307-CA	USEP2044	F4DZ 9H307-BB	USEP2077S
F1SZ 9H307-CA	USEP2098S	F4DZ 9H307-CA	USEP2042
F1TZ 9H307-D	USEP2002	F4DZ 9H307-CA	USEP2108S
F1TZ 9H307-D	USEP2078S	F4TZ 9A407-D	USEP2059
F1UZ 9H307-A	USEP2059	F4TZ 9A407-D	USEP2059MN
F1UZ 9H307-A	USEP2060S	F4TZ 9A407-N	USEP2059
F1UZ 9H307-AA	USEP2059	F4TZ 9A407-N	USEP2059MN
F1UZ 9H307-AA	USEP2060S	F4TZ 9A407-P	USEP2059
F1UZ 9H307-B	USEP2025	F4TZ 9A407-P	USEP2059MN
F1UZ 9H307-B	USEP2071S	F4TZ 9A407-R	USEP2059
F1UZ 9H307-BA	USEP2025	F4TZ 9A407-R	USEP2064MN
F1UZ 9H307-BA	USEP2071S	F4TZ 9A407-S	USEP2059
F1ZZ 9A407-BA	USEP2061	F4TZ 9A407-S	USEP2059MN
F1ZZ 9A407-C	USEP2061	F4XY 9A407-A	USEP2067
F1ZZ 9A407-C	USEP2110H	F4XY 9A407-A	USEP2114H
F1ZZ 9A407-CA	USEP2061	F4ZZ 9350-C	USEP2061
F1ZZ 9A407-CA	USEP2110H	F4ZZ 9350-C	USEP2191H
F201-13-350F	USEP8023	F4ZZ 9350-D	USEP2061
F201-13-350H	USEP8023	F4ZZ 9350-D	USEP2191H
F2G8-13-350A	USEP8023	F52Z 9350-AA	USEP2068
F2G8-13-350B	USEP8023	F52Z 9350-AA	USEP2118H
F2G8-13-ZE0	USEP8023	F52Z 9350-AB	USEP2068
F2TZ 9H307-L	USEP2001	F52Z 9350-AB	USEP2118H



FUEL PUMP CROSS REFERENCE

USMW
Professional Series

OEM	USMW Part Number	OEM	USMW Part Number
F57Z 9H307-B	USEP2059	F6PZ 9H307-CA	USEP2284
F57Z 9H307-B	USEP2059MN	F6PZ 9H307-CB	USEP2220M
F57Z 9H307-BA	USEP2059	F6PZ 9H307-CB	USEP2284
F57Z 9H307-BA	USEP2059MN	F6PZ 9H307-DA	USEP2247M
F57Z 9H307-C	USEP2059	F6PZ 9H307-DB	USEP2247M
F57Z 9H307-C	USEP2059MN	F6PZ 9H307-EB	USEP2059
F57Z 9H307-CA	USEP2059	F6PZ 9H307-EB	USEP2059MN
F57Z 9H307-CA	USEP2059MN	F6PZ 9H307-EC	USEP2059
F57Z 9H307-D	USEP2190S	F6PZ 9H307-EC	USEP2059MN
F57Z 9H307-D	USEP2379	F6RZ 9350-AA	USEP2068
F57Z 9H307-DA	USEP2190S	F6RZ 9350-AA	USEP2117S
F57Z 9H307-DA	USEP2379	F6RZ 9H307-AB	USEP2068
F57Z 9H307-E	USEP2002	F6RZ 9H307-AB	USEP2117S
F57Z 9H307-E	USEP2078S	F6SZ 9350-AB	USEP2044
F57Z 9H307-EA	USEP2002	F6SZ 9350-AB	USEP2098S
F57Z 9H307-EA	USEP2078S	F6SZ 9H307-AB	USEP2044
F57Z 9H307-F	USEP2001	F6SZ 9H307-AB	USEP2098S
F57Z 9H307-F	USEP2106S	F6TZ 9A407-AA	USEP2059
F57Z 9H307-FA	USEP2001	F6TZ 9A407-AA	USEP2059MN
F57Z 9H307-FA	USEP2106S	F6TZ 9A407-AB	USEP2059
F57Z 9H307-J	USEP2181S	F6TZ 9A407-AB	USEP2059MN
F57Z 9H307-JA	USEP2181S	F6TZ 9A407-BA	USEP2059
F58Z 9A407-DA	USEP2068	F6TZ 9A407-BA	USEP2059MN
F5AZ 9350-A	USEP2113H	F6TZ 9A407-BB	USEP2059
F5AZ 9350-A	USEP2378	F6TZ 9A407-BB	USEP2059MN
F5AZ 9350-AA	USEP2113H	F6TZ 9A407-CA	USEP2059
F5AZ 9350-AA	USEP2378	F6TZ 9A407-CA	USEP2064MN
F5CZ 9350-B	USEP2065	F6TZ 9A407-CC	USEP2059
F5CZ 9350-B	USEP2151H	F6TZ 9A407-CC	USEP2064MN
F5CZ 9350-BA	USEP2065	F6TZ 9A407-DA	USEP2059
F5CZ 9350-BA	USEP2151H	F6TZ 9A407-DA	USEP2059MN
F5SZ 9H307-B	USEP2044	F6TZ 9A407-DB	USEP2059
F5SZ 9H307-B	USEP2098S	F6TZ 9A407-DB	USEP2059MN
F5SZ 9H307-BA	USEP2044	F6TZ 9A407-EA	USEP2059
F5SZ 9H307-BA	USEP2098S	F6TZ 9A407-EA	USEP2059MN
F60Z 9350-AD	USEP2186M	F6TZ 9A407-EB	USEP2059
F60Z 9350-AE	USEP2186M	F6TZ 9A407-EB	USEP2059MN
F60Z 9A407-AF	USEP2186M	F6TZ 9A407-KA	USEP2059
F60Z 9H307-AE	USEP2186M	F6TZ 9A407-KA	USEP2059MN
F67Z 9H307-AA	USEP2059	F6TZ 9A407-KB	USEP2059
F67Z 9H307-AA	USEP2059MN	F6TZ 9A407-KB	USEP2059MN
F67Z 9H307-AC	USEP2059	F6ZZ 9350-AA	USEP2160H
F67Z 9H307-AC	USEP2059MN	F6ZZ 9A407-AC	USEP2160H
F67Z 9H307-BA	USEP2059	F70Z 9350-AA	USEP2187
F67Z 9H307-BA	USEP2059MN	F70Z 9350-AA	USEP2187M
F67Z 9H307-BB	USEP2059	F70Z 9350-BB	USEP2187M
F67Z 9H307-BB	USEP2059MN	F70Z 9A407-AB	USEP2187
F67Z 9H307-CA	USEP2190S	F70Z 9A407-AB	USEP2187M
F67Z 9H307-CA	USEP2379	F70Z 9H307-BB	USEP2187M
F67Z 9H307-CB	USEP2190S	F75Z 9H307-KC	USEP2158
F67Z 9H307-CB	USEP2379	F75Z 9H307-KC	USEP2201S
F68Z 9A407-AA	USEP2044	F75Z 9H307-KE	USEP2158
F68Z 9A407-AA	USEP2116H	F75Z 9H307-KE	USEP2201S
F69Z 9H307-AA	USEP2001	F75Z 9H307-LC	USEP2158
F69Z 9H307-AA	USEP2107S	F75Z 9H307-LC	USEP2201S
F69Z 9H307-AB	USEP2001	F75Z 9H307-LE	USEP2158
F69Z 9H307-AB	USEP2107S	F75Z 9H307-LE	USEP2201S
F6DZ 9350-CFFV	USEP2154M	F75Z 9H307-MC	USEP2158
F6PZ 9350-FA	USEP2153M	F75Z 9H307-MC	USEP2201S
F6PZ 9350-FA	USEP2303	F75Z 9H307-ME	USEP2158
F6PZ 9350-FB	USEP2153M	F75Z 9H307-ME	USEP2201S
F6PZ 9350-FB	USEP2303	F78Z 9H307-BA	USEP2199M
F6PZ 9H307-BA	USEP2282M	F78Z 9H307-BA	USEP2308
F6PZ 9H307-BA	USEP2284	F78Z 9H307-BB	USEP2044
F6PZ 9H307-BB	USEP2282M	F78Z 9H307-BB	USEP2116H
F6PZ 9H307-BB	USEP2284	F78Z 9H307-BB	USEP2199M
F6PZ 9H307-CA	USEP2220M	F78Z 9H307-BB	USEP2308

OEM	USMW Part Number	OEM	USMW Part Number
F7AZ 9350-AA	USEP2163H	F7UZ 9H307-EB	USEP2068
F7AZ 9350-AA	USEP2374	F7UZ 9H307-EB	USEP2209S
F7AZ 9350-AB	USEP2222S	F7UZ 9H307-EB	USEP2210S
F7AZ 9350-AB	USEP2375	F7UZ 9H307-EB	USEP2213S
F7AZ 9H307-AE	USEP2163H	F7UZ 9H307-EB	USEP2379
F7AZ 9H307-AE	USEP2222S	F7UZ 9H307-EC	USEP2068
F7AZ 9H307-AE	USEP2374	F7UZ 9H307-EC	USEP2209S
F7AZ 9H307-AE	USEP2375	F7UZ 9H307-EC	USEP2210S
F7CZ 9350-AA	USEP2065	F7UZ 9H307-EC	USEP2213S
F7CZ 9350-AA	USEP2164H	F7UZ 9H307-EC	USEP2379
F7CZ 9350-AB	USEP2065	F7UZ 9H307-FB	USEP2213S
F7CZ 9350-AB	USEP2164H	F7UZ 9H307-FB	USEP2379
F7DZ 9350-AA	USEP2303	F7UZ 9H307-FC	USEP2068
F7DZ 9H307-AB	USEP2303	F7UZ 9H307-FC	USEP2209S
F7DZ 9H307-CFFV	USEP2183M	F7UZ 9H307-FC	USEP2210S
F7DZ 9H307-DB	USEP2303	F7UZ 9H307-FC	USEP2213S
F7DZ 9H307-DFV	USEP2183M	F7UZ 9H307-FC	USEP2379
F7DZ 9H307-LB	USEP2185M	F81Z 9C407-AA	USEP2236
F7DZ 9H307-LB	USEP2284	F81Z 9C407-AC	USEP2236
F7LZ 9H307-AC	USEP2194M	F81Z 9H307-AA	USEP2245M
F7PZ 9350-AB	USEP2303	F81Z 9H307-AG	USEP2245M
F7PZ 9350-BA	USEP2165M	F81Z 9H307-CA	USEP2245M
F7PZ 9350-BB	USEP2165M	F81Z 9H307-DA	USEP2245M
F7PZ 9A407-CB	USEP2185M	F81Z 9H307-DD	USEP2245M
F7PZ 9A407-CB	USEP2284	F81Z 9H307-EA	USEP2245M
F7PZ 9H307-BA	USEP2059	F81Z 9H307-EE	USEP2245M
F7PZ 9H307-BA	USEP2059MN	F81Z 9H307-FA	USEP2245M
F7PZ 9H307-BA	USEP2190S	F81Z 9H307-FG	USEP2245M
F7PZ 9H307-BA	USEP2266S	F81Z 9H307-HA	USEP2245M
F7PZ 9H307-BA	USEP2377	F81Z 9H307-JA	USEP2245M
F7PZ 9H307-BA	USEP2379	F81Z 9H307-KA	USEP2245M
F7PZ 9H307-BE	USEP2059	F81Z 9H307-KE	USEP2245M
F7PZ 9H307-BE	USEP2059MN	F85Z 9H307-AA	USEP2221S
F7PZ 9H307-BE	USEP2190S	F85Z 9H307-AA	USEP2379
F7PZ 9H307-BE	USEP2266S	F85Z 9H307-AB	USEP2221S
F7PZ 9H307-BE	USEP2377	F85Z 9H307-AB	USEP2379
F7PZ 9H307-BE	USEP2379	F85Z 9H307-BA	USEP2221S
F7RZ 9H307-GA	USEP2188S	F85Z 9H307-BA	USEP2379
F7RZ 9H307-GA	USEP2373	F85Z 9H307-BB	USEP2221S
F7RZ 9H307-GB	USEP2188S	F85Z 9H307-BB	USEP2379
F7RZ 9H307-GB	USEP2373	F85Z 9H307-CA	USEP2221S
F7RZ 9H307-HA	USEP2188S	F85Z 9H307-CA	USEP2379
F7RZ 9H307-HA	USEP2373	F85Z 9H307-CB	USEP2221S
F7RZ 9H307-HB	USEP2188S	F85Z 9H307-CB	USEP2379
F7RZ 9H307-HB	USEP2373	F87Z 9H307-AA	USEP2068
F7UZ 9A407-FA	USEP2209S	F87Z 9H307-AA	USEP2207S
F7UZ 9A407-FA	USEP2379	F87Z 9H307-AB	USEP2068
F7UZ 9H307-AC	USEP2209S	F87Z 9H307-AB	USEP2207S
F7UZ 9H307-AC	USEP2213S	F87Z 9H307-BA	USEP2068
F7UZ 9H307-AC	USEP2379	F87Z 9H307-BA	USEP2207S
F7UZ 9H307-AD	USEP2068	F87Z 9H307-BB	USEP2068
F7UZ 9H307-AD	USEP2209S	F87Z 9H307-BB	USEP2207S
F7UZ 9H307-AD	USEP2210S	F87Z 9H307-CA	USEP2068
F7UZ 9H307-AD	USEP2213S	F87Z 9H307-CA	USEP2207S
F7UZ 9H307-AD	USEP2379	F87Z 9H307-CA	USEP2208S
F7UZ 9H307-BC	USEP2206S	F87Z 9H307-CB	USEP2068
F7UZ 9H307-BC	USEP2380	F87Z 9H307-CB	USEP2207S
F7UZ 9H307-BD	USEP2206S	F87Z 9H307-CB	USEP2208S
F7UZ 9H307-BD	USEP2380	F8CZ 9H307-AJ	USEP2197M
F7UZ 9H307-CC	USEP2223S	F8CZ 9H307-AK	USEP2197M
F7UZ 9H307-CC	USEP2380	F8DZ 9350-BC	USEP2264M
F7UZ 9H307-CD	USEP2223S	F8DZ 9350-BC	USEP2306
F7UZ 9H307-CD	USEP2380	F8DZ 9H307-AC	USEP2192M
F7UZ 9H307-DB	USEP2158	F8DZ 9H307-AC	USEP2305
F7UZ 9H307-DB	USEP2224S	F8DZ 9H307-AD	USEP2192M
F7UZ 9H307-DC	USEP2158	F8DZ 9H307-AD	USEP2305
F7UZ 9H307-DC	USEP2224S	F8DZ 9H307-BC	USEP2264M



FUEL PUMP CROSS REFERENCE

USMW
Professional Series

OEM	USMW Part Number	OEM	USMW Part Number
F8DZ 9H307-BC	USEP2306	XF2Z 9H307-BA	USEP2284
F8DZ 9H307-BD	USEP2264M	XF2Z 9H307-BB	USEP2248M
F8DZ 9H307-BD	USEP2306	XF2Z 9H307-BB	USEP2284
F8DZ 9H307-CFFV	USEP2204M	XF3Z 9H307-AB	USEP2249M
F8DZ 9H307-DFFV	USEP2204M	XF3Z 9H307-AE	USEP2249M
F8DZ 9H307-HB	USEP2198M	XF5Z 9H307-AD	USEP2319
F8DZ 9H307-HB	USEP2284	XF5Z 9H307-AE	USEP2319
F8DZ 9H307-HC	USEP2198M	XL1Z 9H307-AB	USEP2226
F8DZ 9H307-HC	USEP2284	XL1Z 9H307-AB	USEP2297S
F8PZ 9350-JA	USEP2194M	XL1Z 9H307-AC	USEP2226
F8PZ 9350-JB	USEP2194M	XL1Z 9H307-AC	USEP2297S
F8PZ 9A407-GB	USEP2061	XL1Z 9H307-BB	USEP2226
F8PZ 9A407-GB	USEP2191H	XL1Z 9H307-BB	USEP2297S
F8PZ 9A407-HB	USEP2061	XL1Z 9H307-BC	USEP2226
F8PZ 9A407-HB	USEP2191H	XL1Z 9H307-BC	USEP2297S
F8RZ 9350-AA	USEP2227S	XL1Z 9H307-CB	USEP2226
F8RZ 9350-AA	USEP2372	XL1Z 9H307-CB	USEP2297S
F8RZ 9H307-AB	USEP2188S	XL1Z 9H307-CC	USEP2226
F8RZ 9H307-AB	USEP2373	XL1Z 9H307-CC	USEP2297S
F8RZ 9H307-AC	USEP2188S	XL1Z 9H307-DA	USEP2253S
F8RZ 9H307-AC	USEP2373	XL1Z 9H307-DA	USEP2254
F8RZ 9H307-AE	USEP2227S	XL1Z 9H307-DB	USEP2253S
F8RZ 9H307-AE	USEP2372	XL1Z 9H307-DC	USEP2253S
F8RZ 9H307-BB	USEP2227S	XL1Z 9H307-DC	USEP2254
F8RZ 9H307-BB	USEP2372	XL1Z 9H307-FB	USEP2253S
F8RZ 9H307-BC	USEP2188S	XL1Z 9H307-FB	USEP2254
F8RZ 9H307-BC	USEP2373	XL1Z 9H307-FC	USEP2253S
F8RZ 9H307-BD	USEP2188S	XL1Z 9H307-FC	USEP2254
F8RZ 9H307-BD	USEP2373	XL2Z 9H307-AA	USEP2296S
F8RZ 9H307-BE	USEP2227S	XL2Z 9H307-AA	USEP2377
F8RZ 9H307-BE	USEP2372	XL2Z 9H307-AJ	USEP2296S
F8XZ 9H307-BA	USEP2067	XL2Z 9H307-AJ	USEP2332S
F8XZ 9H307-BB	USEP2067	XL2Z 9H307-AJ	USEP2333
F8XZ 9H307-CA	USEP2067	XL2Z 9H307-AJ	USEP2377
F8XZ 9H307-CB	USEP2067	XL2Z 9H307-AK	USEP2190S
F8XZ 9H307-DA	USEP2067	XL2Z 9H307-AK	USEP2296S
F8XZ 9H307-DB	USEP2067	XL2Z 9H307-AK	USEP2377
F8XZ 9H307-EA	USEP2067	XL2Z 9H307-AK	USEP2379
F8XZ 9H307-EB	USEP2067	XL2Z 9H307-AL	USEP2190S
F8XZ 9H307-EC	USEP2067	XL2Z 9H307-AL	USEP2296S
F8XZ 9H307-FA	USEP2067	XL2Z 9H307-AL	USEP2332S
F8XZ 9H307-FA	USEP2114H	XL2Z 9H307-AL	USEP2333
F8XZ 9H307-FB	USEP2067	XL2Z 9H307-AL	USEP2377
F8XZ 9H307-FB	USEP2114H	XL2Z 9H307-AL	USEP2379
F8ZZ 9H307-AD	USEP2218M	XL2Z 9H307-DA	USEP2296S
F8ZZ 9H307-AE	USEP2218M	XL2Z 9H307-DA	USEP2377
F8ZZ 9H307-BD	USEP2200M	XL3Z 9H307-AA	USEP2237S
F8ZZ 9H307-BE	USEP2200M	XL3Z 9H307-AA	USEP2377
F8ZZ 9H307-CE	USEP2218M	XL3Z 9H307-AB	USEP2237S
F8ZZ 9H307-CF	USEP2218M	XL3Z 9H307-AB	USEP2377
F8ZZ 9H307-DE	USEP2200M	XL3Z 9H307-AB	USEP8229
F8ZZ 9H307-DF	USEP2200M	XL3Z 9H307-BA	USEP2237S
XC2Z 9H307-BA	USEP2376	XL3Z 9H307-BA	USEP2377
XC2Z 9H307-BB	USEP2376	XL3Z 9H307-BB	USEP2237S
XC3Z 9H307-BA	USEP2245M	XL3Z 9H307-BB	USEP2377
XC3Z 9H307-CA	USEP2245M	XL3Z 9H307-BB	USEP8229
XF1Z 9H307-AA	USEP2243M	XL3Z 9H307-CA	USEP2237S
XF1Z 9H307-AA	USEP2284	XL3Z 9H307-CA	USEP2377
XF1Z 9H307-AB	USEP2243M	XL3Z 9H307-CB	USEP2237S
XF1Z 9H307-AB	USEP2284	XL3Z 9H307-CB	USEP2377
XF1Z 9H307-CA	USEP2242M	XL3Z 9H307-CB	USEP8229
XF1Z 9H307-CB	USEP2242M	XL3Z 9H307-DA	USEP2237S
XF1Z 9H307-DA	USEP2243M	XL3Z 9H307-DA	USEP2377
XF1Z 9H307-DA	USEP2284	XL3Z 9H307-DB	USEP2237S
XF1Z 9H307-DB	USEP2243M	XL3Z 9H307-DB	USEP2377
XF1Z 9H307-DB	USEP2284	XL3Z 9H307-EA	USEP2237S
XF2Z 9H307-BA	USEP2248M	XL3Z 9H307-EA	USEP2377

OEM	USMW Part Number	OEM	USMW Part Number
XL3Z 9H307-EB	USEP2237S	YL5Z 9H307-DC	USEP2269S
XL3Z 9H307-EB	USEP2377	YL5Z 9H307-DF	USEP2226
XL3Z 9H307-FA	USEP2237S	YL5Z 9H307-DF	USEP2269S
XL3Z 9H307-FA	USEP2377	YL5Z 9H307-EC	USEP2068
XL3Z 9H307-FB	USEP2237S	YL5Z 9H307-EC	USEP2278S
XL3Z 9H307-FB	USEP2377	YL5Z 9H307-EF	USEP2068
XL3Z 9H307-GA	USEP2265S	YL5Z 9H307-EF	USEP2278S
XL3Z 9H307-GB	USEP2265S	YL5Z 9H307-FC	USEP2068
XL5Z 9H307-DA	USEP2226	YL5Z 9H307-FC	USEP2270S
XL5Z 9H307-DA	USEP2261S	YL5Z 9H307-FF	USEP2068
XL5Z 9H307-DG	USEP2226	YL5Z 9H307-FF	USEP2270S
XL5Z 9H307-DG	USEP2261S	YL8Z 9H307-AA	USEP2291M
XL5Z 9H307-EA	USEP2226	YL8Z 9H307-AE	USEP2291M
XL5Z 9H307-EA	USEP2261S	YL8Z 9H307-AF	USEP2291M
XL5Z 9H307-EG	USEP2226	YL8Z 9H307-AG	USEP2291M
XL5Z 9H307-EG	USEP2261S	YL8Z 9H307-BA	USEP2291M
XL5Z 9H307-FA	USEP2226	YL8Z 9H307-BB	USEP2291M
XL5Z 9H307-FA	USEP2261S	YS4Z 9H307-EA	USEP2299M
XL5Z 9H307-FG	USEP2226	YS4Z 9H307-EA	USEP2448
XL5Z 9H307-FG	USEP2261S	YW4Z 9275-BC	USEP2322M
XR3Z 9H307-AD	USEP2244M	YW4Z 9H307-BB	USEP2274M
XR3Z 9H307-AE	USEP2244M	YW4Z 9H307-BB	USEP2314
XS2Z 9H307-AA	USEP2227S	YW4Z 9H307-BB	USEP2322M
XS2Z 9H307-AA	USEP2372		
XS2Z 9H307-CA	USEP2227S	GENERAL MOTORS	
XS2Z 9H307-CA	USEP2372	10337590	USEP3579M
XS4Z 9H307-AA	USEP2246M	10339526	USEP3579M
XS4Z 9H307-AB	USEP2246M	10374394	USEP3592M
XW1Z 9H307-AB	USEP2272S	10376291	USEP3591M
XW1Z 9H307-AB	USEP2374	10378485	USEP3626M
XW1Z 9H307-AG	USEP2272S	10388378	USEP3692M
XW1Z 9H307-AG	USEP2374	10388379	USEP3605M
XW4Z 9H307-AA	USEP2274M	10388880	USEP3507M
YC2Z 9H307-AA	USEP2286S	15018546	USEP3540
YC2Z 9H307-AA	USEP2377	15049578	USEP3559M
YC2Z 9H307-BA	USEP2286S	15049579	USEP3560M
YC2Z 9H307-BA	USEP2377	15050444	USEP3549M
YC2Z 9H307-BB	USEP2286S	15073337	USEP3527M
YC2Z 9H307-BB	USEP2377	15077623	USEP3549M
YC2Z 9H307-CA	USEP2286S	15127827	USEP3703M
YC2Z 9H307-CA	USEP2377	15129825	USEP3527M
YF1Z 9H307-AA	USEP2283M	15146374	USEP3626M
YF1Z 9H307-AA	USEP2284	15161174	USEP3526
YF1Z 9H307-AC	USEP2283M	15173399	USEP3572M
YF1Z 9H307-AC	USEP2284	15205623	USEP3500M
YF1Z 9H307-BA	USEP2283M	15205630	USEP3572M
YF1Z 9H307-BA	USEP2284	15240786	USEP8200
YF1Z 9H307-BD	USEP2283M	15245457	USEP3590M
YF1Z 9H307-BD	USEP2284	15263190	USEP3709M
YF1Z 9H307-EE	USEP2285M	15295456	USEP3737M
YF1Z 9H307-EG	USEP2285M	15754298	USEP3540
YFTT-13-35X	USEP2291M	15821962	USEP3526
YL5Z 9H307-AA	USEP2258	15850486	USEP3715M
YL5Z 9H307-AA	USEP2267S	15867656	USEP3626M
YL5Z 9H307-AD	USEP2258	15867657	USEP3626M
YL5Z 9H307-AD	USEP2267S	15918383	USEP3723M
YL5Z 9H307-BA	USEP2258	15947445	USEP3732M
YL5Z 9H307-BA	USEP2267S	19121352	USEP3717M
YL5Z 9H307-BA	USEP2277S	19121626	USEP3500M
YL5Z 9H307-BD	USEP2258	19121627	USEP3501M
YL5Z 9H307-BD	USEP2267S	19121628	USEP3508M
YL5Z 9H307-BD	USEP2277S	19121636	USEP3599M
YL5Z 9H307-CA	USEP2258	19122012	USEP3688M
YL5Z 9H307-CA	USEP2267S	19122089	USEP3978M
YL5Z 9H307-CD	USEP2258	19122168	USEP3937M
YL5Z 9H307-CD	USEP2267S	19122340	USEP3679M
YL5Z 9H307-DC	USEP2226	19133425	USEP3579M



FUEL PUMP CROSS REFERENCE

USMW
Professional Series

OEM	USMW Part Number	OEM	USMW Part Number
19133430	USEP3579M	19153045	USEP3583M
19133432	USEP3579M	19153049	USEP3717M
19133439	USEP3579M	19153052	USEP3709M
19133441	USEP3579M	19153056	USEP3681M
19133449	USEP3609M	19153374	USEP3707M
19133450	USEP3609M	19153716	USEP3509M
19133452	USEP3604M	19153718	USEP3510M
19133453	USEP3604M	19153719	USEP3522M
19133455	USEP3609M	19153724	USEP3313
19133456	USEP3609M	19153724	USEP3918M
19133459	USEP3604M	19153724	USEP3921M
19133462	USEP3616M	19153725	USEP3936M
19133464	USEP3616M	19153726	USEP3935M
19133465	USEP3616M	19153727	USEP3912M
19133466	USEP3526	19167115	USEP3688M
19133468	USEP3702M	19167467	USEP3609M
19133469	USEP3702M	19167468	USEP3609M
19133472	USEP3702M	19167470	USEP3604M
19133474	USEP3675M	19167471	USEP3604M
19133475	USEP3675M	19167474	USEP3609M
19133480	USEP3684M	19167480	USEP3702M
19133481	USEP3684M	19167483	USEP3702M
19133483	USEP8200	19167485	USEP8200
19133486	USEP3526	19167488	USEP3675M
19133487	USEP3526	19167489	USEP3675M
19133489	USEP3526	19167492	USEP3616M
19133491	USEP3617M	19167494	USEP3616M
19133502	USEP3681M	19167495	USEP3616M
19133505	USEP3682M	19167497	USEP3587M
19133508	USEP3583M	19167498	USEP3587M
19133516	USEP3678M	19167710	USEP3706M
19133531	USEP3688M	19167711	USEP3706M
19133543	USEP3706M	19168097	USEP3747M
19133544	USEP3706M	19168127	USEP3581M
19133546	USEP3705M	19168418	USEP3705M
19133578	USEP3705M	19168419	USEP3705M
19133580	USEP3679M	19168521	USEP3715M
19133582	USEP3679M	19168775	USEP3610M
19133584	USEP3700M	19169293	USEP3723M
19133588	USEP8200	19169381	USEP3521M
19133596	USEP3587M	19177220	USEP3992M
19133598	USEP3587M	19177221	USEP3542M
19148812	USEP3526	19177222	USEP3519M
19149227	USEP3579M	19177226	USEP3947M
19149556	USEP3702M	19177227	USEP3963M
19149559	USEP3702M	19177228	USEP3994M
19149684	USEP3579M	19177231	USEP3967M
19149687	USEP3579M	19177232	USEP3371M
19149689	USEP3579M	19177232	USEP3966M
19149713	USEP3679M	19177234	USEP3966M
19150401	USEP3526	19177236	USEP3996M
19150402	USEP3526	19177237	USEP3369M
19151141	USEP3692M	19177238	USEP3952M
19151143	USEP3605M	19177240	USEP3962M
19151144	USEP3692M	19177242	USEP3956M
19151519	USEP3701M	19177256	USEP3954M
19152153	USEP3674M	19177259	USEP3943M
19152155	USEP3574M	19177264	USEP3971M
19152157	USEP3584M	19177272	USEP3500M
19152169	USEP3526	19179477	USEP3512M
19152213	USEP3684M	19179478	USEP3513M
19152214	USEP3684M	19179480	USEP3553M
19152995	USEP3679M	19179492	USEP3971M
19152997	USEP3700M	19179493	USEP3563M
19153005	USEP3615M	19179494	USEP3566M
19153039	USEP3678M	19179495	USEP3566M
19153042	USEP3678M	19179523	USEP3907

OEM	USMW Part Number	OEM	USMW Part Number
19179524	USEP3908	21015330	USEP3905M
19179525	USEP3907	22631715	USEP3507M
19179527	USEP3983S	22672353	USEP3557M
19179528	USEP3924M	22683260	USEP3507M
19179529	USEP3949S	22699047	USEP3557M
19179530	USEP3961S	22710031	USEP3557M
19179566	USEP8200	22710504	USEP3626M
19179591	USEP3992M	22716735	USEP3585M
19179593	USEP3971M	22717995	USEP3591M
19179595	USEP3551M	22728631	USEP3592M
19179596	USEP3530M	22734856	USEP3590M
19179597	USEP3534M	25028220	USEP3906
19179597	USEP3972M	25028220	USEP3917M
19179615	USEP3925M	25028422	USEP3307
19179616	USEP3920M	25028422	USEP3916M
19179617	USEP3938M	25028581	USEP3313
19179618	USEP3922M	25028581	USEP3918M
19179619	USEP3927M	25028725	USEP3904
19179620	USEP3995M	25028733	USEP3307
19179622	USEP3928M	25028921	USEP3313
19179627	USEP3950M	25028921	USEP3917M
19179818	USEP3591M	25028921	USEP3918M
19179819	USEP3591M	25029709	USEP3912M
19179979	USEP3307	25029982	USEP3913M
19179979	USEP3916M	25115097	USEP3902
19179982	USEP3913M	25115110	USEP3903
19179984	USEP3923M	25115224	USEP3158
19180091	USEP3940M	25115462	USEP3902
19180094	USEP3939M	25115463	USEP3212
19180094	USEP3979M	25115466	USEP3240
19180098	USEP3941M	25115689	USEP3240
19180099	USEP3556M	25115764	USEP3212
19180101	USEP3554M	25115951	USEP3212
19180102	USEP8200	25115981	USEP3212
19180103	USEP3974M	25116053	USEP3210
19180104	USEP3974M	25116144	USEP3210
19180105	USEP3978M	25116144	USEP3222
19180106	USEP3980M	25116156	USEP3240
19180107	USEP3537M	25116161	USEP3240
19180109	USEP3542M	25116162	USEP3240
19180110	USEP3601M	25116163	USEP3210
19180114	USEP3532M	25116164	USEP3211
19180114	USEP3535M	25116167	USEP3240
19180114	USEP3536M	25116208	USEP3212
19180115	USEP3518M	25116209	USEP3212
19180115	USEP3533M	25116280	USEP3901
19180115	USEP3538M	25116281	USEP3900
19180117	USEP3518M	25116285	USEP3212
19180118	USEP3372M	25116286	USEP3212
19180119	USEP3372M	25116296	USEP3240
19180120	USEP3976M	25116525	USEP3265
19180121	USEP3976M	25116526	USEP3265
19180124	USEP3539M	25116527	USEP3212
19180125	USEP3552M	25116562	USEP3212
19180126	USEP3552M	25116588	USEP3268
19181827	USEP3605M	25116881	USEP3271
19206532	USEP3747M	25117021	USEP3305
19206564	USEP8200	25117081	USEP3290
19207716	USEP3581M	25117203	USEP3298
19207718	USEP3560M	25117264	USEP3270
19207848	USEP8200	25117339	USEP3285
19256523	USEP3626M	25117340	USEP3309
21015072	USEP3545	25117380	USEP3222
21015072	USEP3944M	25117387	USEP3298
21015152	USEP3545	25117453	USEP3210
21015152	USEP3951M	25117454	USEP3210
21015329	USEP3905M	25117502	USEP3210
		25160330	USEP3907



FUEL PUMP CROSS REFERENCE



OEM	USMW Part Number	OEM	USMW Part Number
25160334	USEP3908	25314333	USEP3994M
25160338	USEP3907	25314335	USEP3956M
25161064	USEP3919M	25314337	USEP3957M
25161821	USEP3290	25314339	USEP3957M
25162246	USEP3922M	25314341	USEP3967M
25162373	USEP3978M	25314352	USEP3966M
25163021	USEP3914M	25314353	USEP3971M
25163219	USEP3921M	25314356	USEP3966M
25163463	USEP3210	25314357	USEP3971M
25163464	USEP3270	25314609	USEP3935M
25163468	USEP3265	25314655	USEP3501M
25163472	USEP3212	25315983	USEP3509M
25163473	USEP3270	25316320	USEP3369M
25163486	USEP3923M	25317743	USEP3542M
25163487	USEP3920M	25317746	USEP3511M
25163488	USEP3929M	25317747	USEP3996M
25163489	USEP3925M	25317984	USEP3950M
25163531	USEP3927M	25318056	USEP3512M
25163533	USEP3928M	25318656	USEP3371M
25164186	USEP3942M	25318805	USEP3513M
25164292	USEP3367	25319351	USEP3961S
25164429	USEP3210	25319806	USEP3522M
25164520	USEP3983S	25319808	USEP3530M
25164521	USEP3924M	25320418	USEP3526
25166252	USEP3268	25320815	USEP3519M
25166642	USEP3936M	25322662	USEP3514M
25166647	USEP3937M	25322891	USEP3974M
25166648	USEP3938M	25322894	USEP3536M
25166710	USEP3939M	25323787	USEP3521M
25166717	USEP3901	25323823	USEP3372M
25167089	USEP3268	25323829	USEP3941M
25167249	USEP3995M	25323831	USEP3973M
25168405	USEP3945M	25323833	USEP3537M
25168719	USEP3567	25323841	USEP3941M
25168719	USEP3901	25323841	USEP3948M
25169302	USEP3508M	25323845	USEP3368M
25169303	USEP3510M	25325702	USEP3537M
25170093	USEP3367	25325871	USEP3974M
25174013	USEP3976M	25326140	USEP3568M
25174015	USEP3976M	25326140	USEP3966M
25176174	USEP8213	25326141	USEP3551M
25176789	USEP3992M	25326332	USEP3518M
25176865	USEP3500M	25326334	USEP3518M
25177690	USEP8023	25326335	USEP3532M
25178123	USEP3969M	25326603	USEP3529M
25178124	USEP3965M	25326814	USEP3519M
25178125	USEP3968M	25326856	USEP3526
25178145	USEP3982M	25329396	USEP3372M
25178729	USEP3943M	25329424	USEP3539M
25178730	USEP3952M	25329440	USEP3552M
25178731	USEP3953M	25330716	USEP3518M
25178732	USEP3954M	25330717	USEP3535M
25178736	USEP3940M	25330718	USEP3518M
25178846	USEP3949S	25330970	USEP3919M
25179344	USEP3978M	25331861	USEP3542M
25179345	USEP3979M	25335914	USEP3533M
25179749	USEP3919M	25335915	USEP3538M
25180273	USEP3980M	25335917	USEP3518M
25312608	USEP3948M	25335918	USEP3536M
25312959	USEP3932M	25335956	USEP3533M
25312959	USEP3933	25338726	USEP3563M
25314319	USEP3962M	25338871	USEP3368M
25314321	USEP3947M	25338963	USEP3974M
25314323	USEP3947M	25344810	USEP3599M
25314325	USEP3963M	25344812	USEP3530M
25314327	USEP3972M	25344814	USEP3952M
25314329	USEP3534M	25344816	USEP3954M

OEM	USMW Part Number	OEM	USMW Part Number
25344818	USEP3992M	88963645	USEP3532M
25344820	USEP3506M	88963648	USEP3518M
25344945	USEP3539M	88963649	USEP3536M
25344953	USEP3518M	88964526	USEP3598M
25344964	USEP3552M	88965371	USEP3609M
25344968	USEP3519M	88965372	USEP3609M
25345015	USEP3554M	88965373	USEP3500M
25345017	USEP3555M	88965378	USEP8200
25345022	USEP3553M	88965391	USEP3609M
25345024	USEP3556M	88965395	USEP3702M
25345026	USEP3500M	88965398	USEP3700M
25345028	USEP3501M	88965399	USEP3679M
25347143	USEP3566M	88965414	USEP3678M
25347145	USEP3569M	88965416	USEP3583M
25347147	USEP3992M	88965437	USEP3604M
25348313	USEP3971M	88965440	USEP3675M
25348387	USEP3584M	88965449	USEP3615M
25348513	USEP3574M	88965550	USEP3701M
25348517	USEP3674M	88965557	USEP3610M
25348563	USEP3575M	88965558	USEP3581M
25348566	USEP3602M	88965564	USEP3717M
25348610	USEP8200	88965573	USEP3506M
25349620	USEP3518M	88965802	USEP3705M
25349626	USEP3518M	88965808	USEP3692M
25350791	USEP3526	88965809	USEP3692M
25351390	USEP3614M	88965816	USEP3614M
25359055	USEP3566M	88966955	USEP3707M
25360892	USEP3588M	88966962	USEP3559M
25361136	USEP3587M	88966963	USEP3560M
25361361	USEP3675M	88966971	USEP3507M
25361858	USEP3518M	88967148	USEP3707M
25361860	USEP3532M	88967292	USEP3507M
25361862	USEP3518M	88967315	USEP3579M
25362736	USEP3678M	88972523	USEP8213
25363855	USEP8200	88983262	USEP3615M
25366555	USEP3678M	89047667	USEP3521M
25369309	USEP3602M	89047745	USEP3578M
25369311	USEP3575M	89047747	USEP3577M
25679320	USEP3606M	89047748	USEP3577M
25756353	USEP3606M	89060193	USEP3542M
25764417	USEP3692M	89060194	USEP3601M
25764719	USEP3605M	89060639	USEP3526
30013078	USEP8229	89060641	USEP3526
30018726	USEP3975H	89060659	USEP3678M
30018726	USEP8229	89060662	USEP3678M
30018727	USEP3975H	893 906 091	USEP8307
30018727	USEP8229	90442402	USEP3964
30019572	USEP8229	91171795	USEP8076
30024592	USEP8229	91174465	USEP8229
30024593	USEP8229	91177339	USEP8229
30026422	USEP8229	92120576	USEP3611M
30026423	USEP8229	93181359	USEP3964
6443570	USEP3290	94384528	USEP8229
6472009	USEP3901	94384528	USEP8275H
6472011	USEP3901	94464557	USEP3222
6472153	USEP3073	94845093	USEP8023
6472311	USEP3902	94847261	USEP8023
6472358	USEP3902	94850321	USEP8119
6472370	USEP3902	94854619	USEP8213
6472421	USEP3902	94856915	USEP8213
6472526	USEP3902	96055518	USEP8023
6472531	USEP3111	96068882	USEP8076
6472763	USEP3902	96068883	USEP8076
6472949	USEP3076	96447645	USEP12039M
88957239	USEP3507M	96963874	USEP12001
88963640	USEP3518M	96963879	USEP12002
88963641	USEP3518M		

CROSS REFERENCE



FUEL PUMP CROSS REFERENCE

USMW
Professional Series

OEM	USMW Part Number	OEM	USMW Part Number
HONDA		17040-SK7-A70	USEP8334H
06167-PE7-741	USEP8000	17040-SL0-A30	USEP8119
06167-PE7-751	USEP8000	17040-SL0-A31	USEP8119
16700-PC1-003	USEP8310	17040-SL0-L30	USEP8119
16700-PC1-013	USEP8310	17040-SL5-A30	USEP8023
16700-PC6-003	USEP8158	17040-SL5-A30	USEP8331H
16700-PD2-003	USEP8316	17040-SP0-A30	USEP8023
16700-PD6-662	USEP8000	17040-SP0-A30	USEP8333H
16700-PE7-335	USEP8000	17040-SP0-A50	USEP8252H
16700-PE7-734	USEP8000	17040-SP0-A50	USEP8271
16700-PJ5-621	USEP8000	17040-SR1-A31	USEP8229
16700-PJ5-623	USEP8000	17040-SR1-A31	USEP8338H
17040-S01-A30	USEP8229	17040-SR2-A31	USEP8335
17040-S01-A30	USEP8341H	17040-SR2-A32	USEP8229
17040-S01-A31	USEP8229	17040-SR2-A33	USEP8229
17040-S01-A31	USEP8341H	17040-SR2-A50	USEP8229
17040-S01-A40	USEP8229	17040-SR2-A51	USEP8229
17040-S02-L00	USEP8229	17040-SR3-A31	USEP8335
17040-S02-L00	USEP8341H	17040-SR3-A31	USEP8338H
17040-S02-L01	USEP8229	17040-SS0-A30	USEP8023
17040-S02-L01	USEP8341H	17040-SS0-V30	USEP8023
17040-S04-G30	USEP8229	17040-SS8-A02	USEP8229
17040-S04-G30	USEP8341H	17040-SS8-A02	USEP8353H
17040-S04-G31	USEP8229	17040-ST7-A31	USEP8253H
17040-S04-G31	USEP8341H	17040-ST7-A31	USEP8271
17040-S04-G40	USEP8229	17040-ST7-A32	USEP8335
17040-S04-G40	USEP8341H	17040-ST7-A32	USEP8345H
17040-S04-G41	USEP8229	17040-ST7-A33	USEP8335
17040-S04-G41	USEP8341H	17040-ST7-A33	USEP8345H
17040-S04-L00	USEP8229	17040-ST7-L00	USEP8229
17040-S04-L00	USEP8341H	17040-ST7-L00	USEP8341H
17040-S04-L01	USEP8229	17040-ST7-L01	USEP8229
17040-S04-L01	USEP8341H	17040-ST7-L30	USEP8229
17040-S10-A00	USEP8229	17040-ST7-L31	USEP8229
17040-S10-A10	USEP8461S	17040-ST7-L31	USEP8341H
17040-S10-C01	USEP8229	17040-SV1-A30	USEP8229
17040-S10-C20	USEP8335	17040-SV1-A30	USEP8351H
17040-S2A-930	USEP8335	17040-SV1-A31	USEP8229
17040-S30-A30	USEP8335	17040-SV1-A31	USEP8349H
17040-S30-A30	USEP8365H	17040-SV1-A32	USEP8229
17040-S30-A31	USEP8335	17040-SV1-A32	USEP8349H
17040-S30-A31	USEP8365H	17040-SV1-L00	USEP8229
17040-S30-A50	USEP8335	17040-SV1-L00	USEP8351H
17040-S30-A50	USEP8372H	17040-SV1-L02	USEP8229
17040-S30-L00	USEP8335	17040-SV1-L02	USEP8349H
17040-S30-L00	USEP8365H	17040-SV4-A30	USEP8229
17040-S30-L00	USEP8372H	17040-SV4-A30	USEP8351H
17040-S30-L01	USEP8335	17040-SW5-A30	USEP8229
17040-S30-L01	USEP8365H	17040-SW5-A30	USEP8347H
17040-S30-L01	USEP8372H	17040-SW5-A31	USEP8229
17040-S3800	USEP8032	17040-SW5-A31	USEP8347H
17040-S3800	USEP8376	17040-SW5-A32	USEP8229
17040-S3801	USEP8229	17040-SW5-A32	USEP8347H
17040-S3M-A00	USEP2158	17040-SX0-A30	USEP8335
17040-S5A-930	USEP8229	17040-SX0-A31	USEP8335
17040-S5B-L00	USEP8508	17040-SX0-A32	USEP8335
17040-S84-A02	USEP8229	17040-SY8-A01	USEP8229
17040-S9A-000	USEP8335	17040-SY8-A01	USEP8353H
17040-SCA-000	USEP8456	17040-SZ3-A31	USEP8271
17040-SD4-000	USEP8023	17040-SZ3-A32	USEP8271
17040-SDC-E00	USEP8456	17040-SZ3-A50	USEP8335
17040-SDD-E00	USEP8513	17045-S0X-A02	USEP8335
17040-SH5-A30	USEP8023	17045-S0X-A32	USEP8335
17040-SH5-A30	USEP8321H	17045-S3V-A00	USEP8335
17040-SH5-A30	USEP8325H	17045-S3V-A01	USEP8657M
17040-SK7-A70	USEP8119	17045-S3V-A50	USEP8513
		17045-S5A-A00	USEP8566M

OEM	USMW Part Number	OEM	USMW Part Number
17045-S5A-A30	USEP8456	1770A-SR0-A000	USEP8229
17045-S5A-A31	USEP8456	1770A-SR0-A000	USEP8338H
17045-S9A-A30	USEP8335	8-25326-590-0	USEP8721M
17045-S9V-A00	USEP8657M	8-25331-808-0	USEP8397M
17045-SCA-A30	USEP8335	8-25336-451-1	USEP8483M
17045-SCV-A00	USEP8654M	8-97069-336-1	USEP8078H
17045-SCV-A30	USEP8654M	8-97069-336-1	USEP8235
17045-SDA-A00	USEP8513	8-97118-512-0	USEP8078H
17045-SDA-A30	USEP8513	8-97118-512-0	USEP8229
17045-SDB-A00	USEP8513	8-97118-858-0	USEP8229
17045-SDB-A30	USEP8513	8-97163-248-0	USEP8399H
17045-SDR-A00	USEP8449		
17045-SEC-A00	USEP8513	HYUNDAI	
17045-SEC-A01	USEP8513	31110-1G500	USEP12019
17045-SEP-A01	USEP8513	3111023010	USEP8211
17045-SJC-A00	USEP8717M	3111023300	USEP8211
17045-SNA-A00	USEP8723M	31110-25510	USEP8335
17045-SNA-A01	USEP8723M	31110-25700	USEP8335
17045-SWA-A00	USEP8513	31110-26350	USEP8335
17708-SD4-033	USEP8023	31110-26350	USEP8662M
17708-SE0-013	USEP8269H	31110-26355	USEP8335
17708-SE0-013	USEP8371	31110-26750	USEP8335
17708-SE0-020	USEP8269H	31110-26755	USEP8335
17708-SE0-020	USEP8371	31110-28100	USEP8229
17708-SE0-935	USEP8023	31110-2C531	USEP8335
17708-SE0-935	USEP8324H	31110-2C631	USEP8335
17708-SE0-936	USEP8023	31110-2C631	USEP8336
17708-SE0-S30	USEP8023	31110-2C631	USEP8529M
17708-SE0-S30	USEP8324H	31110-2D500	USEP8335
17708-SF1-A06	USEP8269H	31110-2D501	USEP8335
17708-SF1-A06	USEP8371	31110-2D531	USEP8335
17708-SF1-A31	USEP8023	31110-2E300	USEP8335
17708-SF1-A31	USEP8328H	31110-2H000	USEP8804
17708-SF1-S07	USEP8269H	31110-33610	USEP8229
17708-SF1-S07	USEP8371	31110-38200	USEP8335
17708-SF1-S30	USEP8023	31110-38250	USEP8229
17708-SF1-S30	USEP8328H	31110-38260	USEP8335
17708-SG0-932	USEP8023	31110-39000	USEP8335
17708-SG0-A30	USEP8023	31110-39100	USEP8223
17708-SG0-S31	USEP8023	31110-3K600	USEP8335
17708-SH2-A31	USEP8023	31110-3K700	USEP8335
17708-SH3-A30	USEP8023	31111-09000	USEP8335
17708-SH3-A30	USEP8325H	31111-1G500	USEP8335
17708-SH3-A31	USEP8023	31111-1G500	USEP8804
17708-SH3-A31	USEP8325H	31111-22050	USEP8229
17708-SH3-A34	USEP8023	3111123001	USEP8211
17708-SH3-A34	USEP8321H	3111123100	USEP8211
17708-SH3-A36	USEP8023	31111-23300	USEP8335
17708-SH3-A36	USEP8325H	31111-25000	USEP8335
17708-SH3-A42	USEP8023	31111-25700	USEP8335
17708-SH3-A42	USEP8321H	31111-25750	USEP8335
17708-SH3-S02	USEP8023	31111-28150	USEP8229
17708-SH3-S02	USEP8321H	31111-28300	USEP8229
17708-SH5-A30	USEP8023	31111-2D000	USEP8804
17708-SH5-A30	USEP8321H	31111-33000	USEP8229
17708-SH5-A30	USEP8325H	31111-37150	USEP8229
17708-SH5-A31	USEP8023	31111-37200	USEP8229
17708-SH5-A31	USEP8325H	31111-37250	USEP8229
17708-SH5-S00	USEP8023	31111-38000	USEP8335
17708-SH5-S00	USEP8321H	31111-38050	USEP8229
17708-SK7-A36	USEP8119	31111-3K000	USEP8804
17708-SK7-A36	USEP8334H	31123-25000	USEP8229
17708-SL0-A32	USEP8119		
17708-SL5-A31	USEP8023	ISUZU	
17708-SL5-A31	USEP8331H	5-86202-235-0	USEP8229
17708-SM4-A32	USEP8023	8-15050-444-0	USEP3549M
17708-SM4-A32	USEP8322H	8-19177-238-0	USEP3952M
		8-19177-259-0	USEP3943M



FUEL PUMP CROSS REFERENCE

USMW
Professional Series

OEM	USMW Part Number	OEM	USMW Part Number
8-25166-689-0	USEP8397M	8-98032-172-0	USEP8484M
8-25175-791-0	USEP3943M	8-98032-173-0	USEP8486M
8-25178-729-0	USEP3943M	JAGUAR	
8-25178-730-0	USEP3952M	CBC5656	USEP8002
8-25318-879-0	USEP8397M	CBC5657	USEP8308
8-25319-098-0	USEP8397M	EBC10558	USEP8249
8-25326-588-0	USEP8721M	EBC10559	USEP8249
8-25326-590-0	USEP8721M	EBC11365	USEP8249
8-25333-228-0	USEP8271M	EBC11366	USEP8249
8-25333-229-0	USEP8484M	EBC11367	USEP8249
8-25341-205-0	USEP8484M	EBC11368	USEP8249
8-25341-208-0	USEP8483M	EBC4676	USEP8002
8-25346-755-0	USEP8486M	JLM12204	USEP8285
8-88967-148-0	USEP3707M	NMD6013AA	USEP8249
8-94113-205-1	USEP8312	NMD6013BA	USEP8249
8-94146-774-0	USEP8235	NMD6013CA	USEP8249
8-94384-528-0	USEP8229	KIA	
8-94384-528-0	USEP8275H	0K01B-13-350	USEP2068
8-94384-528-1	USEP8229	0K01D-13-35Z	USEP8229
8-94384-528-1	USEP8275H	0K01D-13-35ZA	USEP8229
8-94411-322-0	USEP8235	0K01D-13-35ZA	USEP8440H
8-94464-557-2	USEP3222	0K24C-13-35ZA	USEP8229
8-94471-314-0	USEP8051H	0K24T-13-35Z	USEP8229
8-94471-314-0	USEP8235	0K24T-13-35Z	USEP8401H
8-94471-315-0	USEP8051H	0K24T-13-35ZA	USEP8229
8-94471-315-0	USEP8235	0K24T-13-35ZA	USEP8401H
8-94471-617-1	USEP8078H	0K29T-13-35Z	USEP8229
8-94471-617-1	USEP8235	0K29T-13-35ZA	USEP8229
8-94473-950-1	USEP8078H	0K2AA-13-35Z	USEP8393M
8-94473-950-1	USEP8235	0K2DJ-13-35Z	USEP8421M
8-94479-418-1	USEP8229	0K2NA-13-35Z	USEP8421M
8-94479-418-1	USEP8275H	0K32A-13-35ZA	USEP8420M
8-94479-418-2	USEP8229	0K52Y-13-35X	USEP8661M
8-94479-418-2	USEP8275H	0K52Y-13-35XA	USEP8482M
8-97013-922-1	USEP8321	0K52Y-13-35Z	USEP8482M
8-97013-922-1	USEP8321H	31110-1G500	USEP12019
8-97016-142-1	USEP8078H	31110-2E300	USEP8335
8-97016-142-1	USEP8235	31110-2F600	USEP8804
8-97019-185-0	USEP8078H	31110-2G100	USEP8804
8-97019-185-0	USEP8235	31110-2G150	USEP8804
8-97019-185-1	USEP8078H	31110-38000	USEP8335
8-97019-185-1	USEP8235	31110-38200	USEP8335
8-97019-186-1	USEP8078H	31110-38250	USEP8229
8-97019-186-1	USEP8235	31110-38260	USEP8335
8-97019-187-0	USEP8051H	31110-3C500	USEP8673M
8-97019-187-0	USEP8235	31110-3E300	USEP8335
8-97019-188-1	USEP8051H	31110-3F500	USEP8335
8-97019-188-1	USEP8235	31110-3F510	USEP8335
8-97019-189-0	USEP8205H	31110-FD500	USEP8636M
8-97041-876-3	USEP8229	31111-09000	USEP8335
8-97065-370-1	USEP8078H	31111-1G500	USEP8804
8-97065-370-1	USEP8235	31111-2F500	USEP8335
8-97065-370-2	USEP8078H	31111-2J500	USEP8335
8-97065-370-2	USEP8235	31111-38000	USEP8335
8-97069-336-1	USEP8235	31111-38000	USEP8335
8-97069-337-2	USEP8321	31111-38050	USEP8229
8-97069-337-2	USEP8321H	31111-3K000	USEP8804
8-97069-338-1	USEP8205H	31150-3E200	USEP8520M
8-97118-512-0	USEP8229	MAZDA	
8-97118-858-0	USEP8229	1F20-13-350D	USEP2293M
89711-885-81	USEP8229	1F21-13-350B	USEP2226
8-97118-858-1	USEP8229	1F21-13-350B	USEP2269S
89716-324-81	USEP8399H	1F80-13-350	USEP2293M
8-97163-248-1	USEP8335	1F80-13-350	USEP2363M
8-97163-248-1	USEP8399H	1F81-13-350	USEP2293M
89803-217-10	USEP8483M	1F81-13-350	USEP2363M
8-98032-171-0	USEP8483M		



FUEL PUMP CROSS REFERENCE

USMW
Professional Series

OEM	USMW Part Number	OEM	USMW Part Number
003 091 53 01	USEP8289	17040-02Y60	USEP8098
203 470 23 94	USEP8475M	17040-02Y70	USEP8098
203 470 35 94	USEP8474M	17040-17C01	USEP8118
209 470 01 94	USEP8531M	17040-17C21	USEP8118
211 470 14 94	USEP8530M	17040-3B000	USEP8229
211 470 17 94	USEP8572M	17040-3B010	USEP8229
MITSUBISHI			
1760A029	USEP8503	17040-3B015	USEP8229
1760A031	USEP8465	17040-3B800	USEP8229
1760A049	USEP8456	17040-3B805	USEP8229
1760A093	USEP8503	17040-3S500	USEP8378S
1760A094	USEP8503	17040-3S500	USEP8537
3111023300	USEP8211	17040-3S505	USEP8229
3111123100	USEP8211	17040-3S505	USEP8378S
5142 218AB	USEP7198M	17040-3S510	USEP8378S
5142 218AC	USEP7198M	17040-3S510	USEP8537
5142 218AC	USEP7206	17040-59G00	USEP8229
5142 218AE	USEP7198M	17040-59G05	USEP8229
5142 218AE	USEP7206	17040-59G10	USEP8376
6802 4546AA	USEP7198M	17040-59G15	USEP8376
6802 4546AA	USEP7206	17040-59G20	USEP8376
6802 4546AB	USEP7198M	17040-59G24	USEP8376
6802 4546AB	USEP7206	17040-5S105	USEP8229
MB400420	USEP8023	17040-5S105	USEP8378S
MB400671	USEP3222	17040-64M60	USEP8098
MB554100	USEP8023	17040-65A65	USEP8098
MB597728	USEP8023	17040-65M60	USEP8097
MB598094	USEP3222	17040-69A10	USEP8097
MB598408	USEP3222	17040-69A60	USEP8097
MB598409	USEP3222	17040-72A60	USEP8118
MB598410	USEP3222	17040-7S000	USEP8595M
MB698857	USEP8229	17040-7S00A	USEP8595M
MB698858	USEP8119	17040-7Y000	USEP8545M
MB831262	USEP8229	17040-84A00	USEP8097
MB831263	USEP8229	17040-84A00	USEP8098
MB831264	USEP8229	17040-84A60	USEP8097
MB831560	USEP8229	17040-85A00	USEP8118
MB831561	USEP8229	17040-8B000	USEP8229
MB831742	USEP8023	17040-8B005	USEP8229
MB845502	USEP8023	17040-8J000	USEP8496M
MB893666	USEP8023	17040-8J005	USEP8496M
MB893666	USEP8229	17040-8J020	USEP8545M
MB912304	USEP8229	17040-8U000	USEP8502M
MB923663	USEP8229	17040-AC800	USEP8534M
MB959847	USEP8229	17040-AC80A	USEP8534M
MD062978	USEP8000	17040-CA000	USEP8536M
MR124999	USEP8229	17040-CD000	USEP8534M
MR134804	USEP8229	17040-CD010	USEP8534M
MR134868	USEP8229	17040-CD01A	USEP8534M
MR134901	USEP8271	17040-CG000	USEP8540M
MR135420	USEP8271	17040-CG00B	USEP8540M
MR162453	USEP8271	17040-EA000	USEP8743M
MR344715	USEP7080S	17040-EH110	USEP8534M
MR344715	USEP8271	17040-EH11A	USEP8534M
MR431087	USEP8229	17040-ET00A	USEP8752M
MR431088	USEP8456	17040-EV10A	USEP8534M
MR508282	USEP8455	17040-ZB00A	USEP8545M
MR508283	USEP8456	17040-ZD80B	USEP8545M
MR508284	USEP8455	17040-ZH000	USEP8595M
MR508285	USEP8456	17040-ZP00A	USEP8743M
MR990817	USEP8455	17040-ZQ60A	USEP8595M
MR990818	USEP8456	17040-ZQ60B	USEP8595M
NISSAN			
17011-D3310	USEP8312	17040-ZS00A	USEP8743M
17011-F5102	USEP8312	17040-ZZ00A	USEP8743M
17020-10W00	USEP8318	17041-5M015	USEP8427M
		17042-01G02	USEP8376
		17042-01G03	USEP8376
		17042-01G12	USEP8032

OEM	USMW Part Number	OEM	USMW Part Number
17042-01G13	USEP8032	17042-AG901	USEP8450
17042-02P00	USEP8375	17042-D4560	USEP8048
17042-02Y70	USEP8098	17042-Q5601	USEP8272
17042-0B025	USEP2067	17042-S3800	USEP8032
17042-0B026	USEP2067	17042-VD71A	USEP8229
17042-0M000	USEP8229	17042-VD71A	USEP8454
17042-0W000	USEP8229	17050-01G04	USEP8268S
17042-0W005	USEP8229	17050-01G04	USEP8376
17042-0Z000	USEP8229	17050-01G08	USEP8376
17042-11G00	USEP8376	17050-02P00	USEP8375
17042-11G01	USEP8376	17050-11G04	USEP8376
17042-11G11	USEP8376	17050-11G14	USEP8376
17042-1E300	USEP8247	17050-31G04	USEP8376
17042-1E400BC	USEP8247	17050-31G13	USEP8376
17042-1W210	USEP8229	17050-S3800	USEP8032
17042-1W700	USEP8229	17051-06F02	USEP8375
17042-2B500	USEP8229	17051-06F12	USEP8375
17042-2Y900	USEP8335		
17042-30P00	USEP8111	PEUGOT	
17042-30P05	USEP8111	1450.54	USEP8150
17042-30R00	USEP8235	1450.59	USEP8260
17042-30R10	USEP8235	1450.7	USEP8149
17042-30R11	USEP8235	1450.89	USEP8149
17042-31U00	USEP8229	1450.9	USEP8149
17042-31U05	USEP8229	1527.76	USEP8260
17042-31U08	USEP8229		
17042-32P00	USEP8113	SAAB	
17042-32P05	USEP8113	30 58 7015	USEP8426M
17042-33E60	USEP8075	30 58 7077	USEP8077
17042-3B000	USEP8032	30 58 7077	USEP8431M
17042-40F00	USEP8235	51 96 415	USEP8426M
17042-40P00	USEP8114	53 28 653	USEP8214
17042-40P05	USEP8114	53 28 653	USEP8515M
17042-40R00	USEP8235	53 28 679	USEP8077
17042-41G01	USEP8116	53 28 695	USEP8077
17042-41G03	USEP8116	53 28 885	USEP8077
17042-4B000	USEP8229	75 26 163	USEP8778
17042-4S400	USEP8458	75 36 923	USEP8060
17042-4W000	USEP8432	88 22 017	USEP8077
17042-4W00A	USEP8432	88 22 694	USEP8077
17042-55L00	USEP8218	88 96 7148	USEP3707M
17042-5M010	USEP8427M	89 81 664	USEP8077
17042-5M011	USEP8427M	93 21 621	USEP8214
17042-5M800	USEP2068	93 61 015	USEP8061
17042-5M802	USEP8335	93 92 911	USEP8099
17042-5S700	USEP8499	93 93 935	USEP8096
17042-5Y700	USEP8335		
17042-60U00	USEP8219	SUBARU	
17042-62E00	USEP8235	42021 AA020	USEP8191S
17042-62J00	USEP8235	42021 AA020	USEP8235
17042-64M60	USEP8098	42021 AA080	USEP8191S
17042-6P100	USEP8392	42021 AA080	USEP8235
17042-70F00	USEP8235	42021 AA330	USEP8191S
17042-72A60	USEP8118	42021 AA330	USEP8229
17042-73Y00	USEP8272	42021 AA350	USEP8191S
17042-73Y25	USEP8272	42021 AA350	USEP8229
17042-7B025	USEP2068	42021 AC001	USEP8191S
17042-7J100	USEP8229	42021 AC001	USEP8235
17042-7J160	USEP8454	42021 AC012	USEP8229
17042-7J161	USEP8454	42021 AC013	USEP8191S
17042-85A00	USEP8118	42021 AC013	USEP8229
17042-85E00	USEP8190	42021 AC024	USEP8191S
17042-85L00	USEP8235	42021 AC024	USEP8235
17042-88E00	USEP8190	42021 AC070	USEP8191S
17042-96E00	USEP8235	42021 AC070	USEP8235
17042-96E10	USEP8235	42021 AC072	USEP8191S
17042-AC700	USEP8335	42021 AC072	USEP8235
		42021 AC120	USEP8191S



FUEL PUMP CROSS REFERENCE

USMW
Professional Series

OEM	USMW Part Number	OEM	USMW Part Number
42021 AC120	USEP8235	15100-58B01	USEP8238H
42021 AC121	USEP8191S	15100-58B10	USEP8229
42021 AC121	USEP8235	15100-60G00	USEP8229
42021 AC160	USEP8235	15100-60G20	USEP8229
42021 AC170	USEP8229	15100-60G21	USEP8229
42021 AC200	USEP8229	15100-61A01	USEP8023
42021 AE02A	USEP8229	15100-61A01	USEP8238H
42021 AE02A	USEP8596M	15100-61A02	USEP8023
42021 AE03A	USEP8518M	15100-61A02	USEP8238H
42021 AE05A	USEP8600M	15100-61A1V	USEP8023
42021 AE06A	USEP8600M	15100-61A1V	USEP8238H
42021 AE06B	USEP8600M	15100-61AA1	USEP8023
42021 AE07A	USEP8335	15100-65810	USEP8437M
42021 AE08A	USEP8450	15100-65811	USEP8437M
42021 FA000	USEP8235	15100-65842	USEP8437M
42021 FA001	USEP8235	15100-65D02	USEP8229
42021 FA040	USEP8229	15100-65D12	USEP8229
42021 FA080	USEP8235	15100-65D22	USEP8229
42021 FA081	USEP8235	15100-65D31	USEP8229
42021 FA090	USEP8229	15100-65D32	USEP8229
42021 FA150	USEP8229	15100-65D70	USEP8229
42021 FA200	USEP8229	15100-77E00	USEP8229
42021 FA250	USEP8229	15100-77E00	USEP8358H
42021 FC021	USEP8229	15100-80C02	USEP2111
42021 FE010	USEP8450	15100-80C02	USEP8242H
42021 FE020	USEP8335	15100-80C1V	USEP2111
42021 FE080	USEP8450	15100-80C1V	USEP8242H
42021 FE100	USEP8450	15101-60B02	USEP8076
42021 FE120	USEP8335	15101-60B03	USEP8076
42021 FE140	USEP8450	15101-60B10	USEP8076
42021 GA140	USEP8016S	15101-61B02	USEP8076
42021 GA242	USEP8059	15101-61B03	USEP8076
42021 GA290	USEP8312	15110-50G00	USEP8229
42021 PA000	USEP8235	15110-50GT0	USEP8229
42021 SA080	USEP8335	15110-54G00	USEP8229
42022 AE011	USEP8450	15110-54G10	USEP8229
42022 AE02A	USEP8229	15110-60B00	USEP8076
42022 AE02B	USEP8600M	15110-60B00	USEP8076
42022 AE07A	USEP8335	15110-60BT0	USEP8076
42022 AE07B	USEP8335	15110-60GT0	USEP8229
42022 FE000	USEP8450	15110-61B00	USEP8023
42022 FE001	USEP8450	15110-61BT0	USEP8023
42022 FE010	USEP8335	15110-62BT0	USEP8076
42022 FE011	USEP8229	15110-65G00	USEP8335
42022 FE031	USEP8450		
42022 SA030	USEP8335		
74202 1101	USEP8095		
74202 1110	USEP8312		
74202 1270	USEP8016S		
74202 1330	USEP8192		
74202 1390	USEP8229		
SUZUKI		TOYOTA	
15100-50G00	USEP8229	23220-03020	USEP8213
15100-50G10	USEP8229	23220-03030	USEP8213
15100-52D00	USEP8472S	23220-03040	USEP8213
15100-52D10	USEP8472S	23220-0A020	USEP8404
15100-52D1V	USEP8472S	23220-0C010	USEP8213
15100-52D30	USEP8601S	23220-16083	USEP8023
15100-54830	USEP8601S	23220-16084	USEP8023
15100-57B00	USEP8238H	23220-16190	USEP8023
15100-57B10	USEP8238H	23220-16270	USEP8023
15100-57B2V	USEP8238H	23220-19015	USEP8023
15100-58B00	USEP8229	23220-20020	USEP8213
15100-58B00	USEP8238H	23220-21131	USEP8213
15100-58B01	USEP8238H	23220-21132	USEP12083
15100-58B01	USEP3975H	23220-21132	USEP12083
15100-58B01	USEP8229	23220-21210	USEP12083
		23220-42070	USEP8119
		23220-43070	USEP8023
		23220-50130	USEP8501
		23220-70170	USEP8023
		23220-74020	USEP8213
		23220-74021	USEP8213
		23220-79015	USEP8119
		23221-03010	USEP8213


















OEM	USMW Part Number	OEM	USMW Part Number
23221-03030	USEP8213	1K0 919 051 BH	USEP8833M
23221-03040	USEP8419	251 906 091	USEP8308
23221-07010	USEP8404	321 906 091	USEP8309
23221-0A020	USEP8418	357 906 091 A	USEP8245M
23221-0A030	USEP8404	357 906 092 C	USEP8200
23221-0A040	USEP8213	3B7 906 087 B	USEP8560M
23221-0A050	USEP8513	431 906 091 A	USEP8175
23221-0D010	USEP8213	431 906 091 D	USEP8307
23221-0F010	USEP8505	441 906 091 E	USEP8236
23221-11050	USEP8213	443 906 087 BB	USEP8390
23221-15030	USEP8213	443 906 087 BD	USEP8390
23221-15040	USEP8213	443 906 091	USEP8348
23221-16390	USEP8119	443 906 091 A	USEP8348
23221-16490	USEP8271	4443 065	USEP7052
23221-20030	USEP8404	447 906 091 C	USEP8348
23221-21020	USEP8419	447 906 091 E	USEP8348
23221-21030	USEP8213	447 906 091 G	USEP8348
23221-28020	USEP8404	4B0 906 087 BF	USEP8564M
23221-28030	USEP8419	4B0 906 087 P	USEP8384M
23221-28280	USEP8419	4B0 906 089 A	USEP8564M
23221-42130	USEP8119	4D0 298 087	USEP8414M
23221-46010	USEP8213	4D0 298 087 B	USEP8414M
23221-46060	USEP8240	4F0 919 051 AH	USEP8679M
23221-46070	USEP8254	4F0 919 051 AK	USEP8765M
23221-46110	USEP8255	4F0 919 051 AM	USEP8765M
23221-46120	USEP8382	4F0 919 087 D	USEP8679M
23221-50010	USEP8119	4F0 919 087 F	USEP8765M
23221-50020	USEP8119	7L0 919 087 E	USEP8568M
23221-50060	USEP8240	7L0 919 087 F	USEP8568M
23221-50090	USEP8451	7L6 919 087 F	USEP8568M
23221-50100	USEP8501	7L6 919 087 G	USEP8568M
23221-62010	USEP8240	867 906 091	USEP8202
23221-62060	USEP8516	893 906 091 B	USEP8146
23221-70360	USEP8382	893 906 091 E	USEP8307
23221-74010	USEP8119	895 906 091 A	USEP8348
23221-74090	USEP8404	895 906 091 D	USEP8222
23221-74110	USEP8240	8A0 906 091 A	USEP8222
23221-75020	USEP8571	8A0 906 091 G	USEP8222
23249-43080	USEP8023	8A0 906 091 G	USEP8256
25060-0B025	USEP2067	8D0 906 089	USEP8294M
77020-02181	USEP8404	8D0 906 089 A	USEP8293M
77020-04060	USEP8757M	8E0 906 087 D	USEP8368M
77020-04061	USEP8757M	8E0 906 087 E	USEP8384M
77020-04070	USEP8756M	8E0 906 087 N	USEP8476M
77020-04071	USEP8756M	8E0 919 051 AG	USEP8476M
77020-08031	USEP8513	8E0 919 051 CJ	USEP8476M
77020-0C061	USEP8694M	8E0 919 051 P	USEP8476M
77020-0E012	USEP8513	8G0 906 091 A	USEP8307
VOLKSWAGEN		8L0 919 051 J	USEP8551M
171 906 091 A	USEP8305	8L0 919 051 N	USEP8551M
191 906 090	USEP8030	VOLVO	
191 906 091 C	USEP8428	1317671-0	USEP8381
191 906 091 H	USEP8428	1336517-0	USEP8123
191 906 091 J	USEP8428	1336677-0	USEP8381
1H0 919 651 P	USEP12024	1336679-0	USEP8002
1H0 919 651 P	USEP8244M	1336679-0	USEP8381
1H0 919 651 Q	USEP8394M	1389436-0	USEP8381
1HM 919 051 J	USEP8366M	1389449-0	USEP8002
1HM 919 051 M	USEP8366M	1389449-0	USEP8381
1J0 919 051 J	USEP12050M	1389721-0	USEP8002
1J0 919 087 D	USEP12050M	271119-0	USEP2487
1J0 919 087 G	USEP12050M	30761742-0	USEP8635M
1J0 919 087 H	USEP12050M	30794757-0	USEP8490M
1J0 919 087 J	USEP12050M	30794758-0	USEP8490M
1K0 919 051 AP	USEP8833M	31261127-0	USEP8635M
1K0 919 051 AR	USEP8833M	3501928-0	USEP2487



FUEL PUMP CROSS REFERENCE























OEM	USMW Part Number	OEM	USMW Part Number
3507436-0	USEP8002		
3507436-0	USEP8381		
3507499-0	USEP8002		
3507736-0	USEP8002		
3507736-0	USEP8279		
3517714-0	USEP8002		
3517845-0	USEP8002		
3517845-0	USEP8186		
3517845-0	USEP8381		
3531850-0	USEP8379M		
9142044-0	USEP8002		
9142044-0	USEP8381		
9142045-0	USEP8002		
9142045-0	USEP8381		
9142957-0	USEP8379M		
9438756-0	USEP8002		
9445444-0	USEP8250		
9480152-0	USEP8379M		

			
USEP2000	USEP2001	USEP2002	USEP2003
			
USEP2008	USEP2014	USEP2015	USEP2019
			
USEP2024	USEP2031	USEP2035	USEP2036
			
USEP2042	USEP2044	USEP2051	USEP2052
			
USEP2054	USEP2059	USEP2059MN	USEP2061

Note: The photos or illustrations shown above are for reference purposes only. It does not suggest or imply that all the referenced pumps are manufactured by US Motor Works.

USEP2063	USEP2063M	USEP2064	USEP2064MN
USEP2065	USEP2067	USEP2068	USEP2073
USEP2076S	USEP2077S	USEP2078	USEP2078S
USEP2085H	USEP2098S	USEP2101S	USEP2103S
USEP2104S	USEP2105S	USEP2106S	USEP2108S





Note: The photos or illustrations shown above are for reference purposes only. It does not suggest or imply that all the referenced pumps are manufactured by US Motor Works.

			
USEP2111	USEP2121H	USEP2122H	USEP2135S
			
USEP2144S	USEP2149S	USEP2153M	USEP2154M
			
USEP2155	USEP2157	USEP2158	USEP2165M
			
USEP2181S	USEP2182	USEP2183M	USEP2185M
			
USEP2186M	USEP2187	USEP2197M	USEP2199M

Note: The photos or illustrations shown above are for reference purposes only. It does not suggest or imply that all the referenced pumps are manufactured by US Motor Works.

USEP2201	USEP2203M	USEP2206S	USEP2218M
USEP2220M	USEP2226	USEP2235M	USEP2236
USEP2237S	USEP2243M	USEP2244M	USEP2245M
USEP2246M	USEP2248M	USEP2254	USEP2258
USEP2266S	USEP2281M	USEP2283M	USEP2284





















Note: The photos or illustrations shown above are for reference purposes only. It does not suggest or imply that all the referenced pumps are manufactured by US Motor Works.

			
USEP2290	USEP2290M	USEP2291	USEP2291M
			
USEP2293	USEP2293M	USEP2294M	USEP2295M
			
USEP2296S	USEP2299M	USEP2301M	USEP2303
			
USEP2305	USEP2307	USEP2308	USEP2312
			
USEP2313M	USEP2314	USEP2315	USEP2318

Note: The photos or illustrations shown above are for reference purposes only. It does not suggest or imply that all the referenced pumps are manufactured by US Motor Works.

USEP2319	USEP2324	USEP2325M	USEP2326M
USEP2333	USEP2336S	USEP2337	USEP2339
USEP2340	USEP2354M	USEP2360M	USEP2361M
USEP2364	USEP2366	USEP2369	USEP2372
USEP2373	USEP2374	USEP2375	USEP2376





















Note: The photos or illustrations shown above are for reference purposes only. It does not suggest or imply that all the referenced pumps are manufactured by US Motor Works.

			
USEP2377	USEP2378	USEP2379	USEP2380
			
USEP2386	USEP2434M	USEP2435M	USEP2436M
			
USEP2441M	USEP2446	USEP2454M	USEP2471
			
USEP2484	USEP2487	USEP2497	USEP2515
			
USEP2522	USEP3044	USEP3073	USEP3076











Note: The photos or illustrations shown above are for reference purposes only. It does not suggest or imply that all the referenced pumps are manufactured by US Motor Works.

			
USEP3111	USEP3158	USEP3210	USEP3211
			
USEP3212	USEP3222	USEP3240	USEP3240R
			
USEP3265	USEP3268	USEP3270	USEP3271
			
USEP3285	USEP3290	USEP3290A	USEP3305
			
USEP3307	USEP3309	USEP3313	USEP3367





















Note: The photos or illustrations shown above are for reference purposes only. It does not suggest or imply that all the referenced pumps are manufactured by US Motor Works.

			
USEP3368M	USEP3369M	USEP3372	USEP3372M
			
USEP3500	USEP3500M	USEP3501	USEP3501M
			
USEP3506M	USEP3507	USEP3507M	USEP3507R
			
USEP3508M	USEP3509M	USEP3510M	USEP3511M
			
USEP3513	USEP3518M	USEP3521M	USEP3526

Note: The photos or illustrations shown above are for reference purposes only. It does not suggest or imply that all the referenced pumps are manufactured by US Motor Works.

			
USEP3527M	USEP3530M	USEP3533M	USEP3534M
			
USEP3537M	USEP3539M	USEP3540	USEP3542M
			
USEP3545	USEP3549M	USEP3551M	USEP3552M
			
USEP3554M	USEP3556M	USEP3557M	USEP3559M
			
USEP3560M	USEP3563M	USEP3566M	USEP3567

Note: The photos or illustrations shown above are for reference purposes only. It does not suggest or imply that all the referenced pumps are manufactured by US Motor Works.

			
USEP3568M	USEP3569M	USEP3572M	USEP3574M
			
USEP3575M	USEP3584M	USEP3588M	USEP3592M
			
USEP3598M	USEP3604M	USEP3609M	USEP3614M
			
USEP3621S	USEP3622S	USEP3625S	USEP3642S
			
USEP3650S	USEP3679M	USEP3700M	USEP3703M

Note: The photos or illustrations shown above are for reference purposes only. It does not suggest or imply that all the referenced pumps are manufactured by US Motor Works.

USEP3707M	USEP3715M	USEP3737M	USEP3747M
USEP3900	USEP3901	USEP3902	USEP3903
USEP3904	USEP3905M	USEP3906	USEP3907
USEP3908	USEP3910	USEP3912M	USEP3913M
USEP3914M	USEP3917M	USEP3918M	USEP3919



















Note: The photos or illustrations shown above are for reference purposes only. It does not suggest or imply that all the referenced pumps are manufactured by US Motor Works.

			
USEP3919M	USEP3920M	USEP3922M	USEP3923M
			
USEP3924M	USEP3925M	USEP3927M	USEP3929M
			
USEP3930M	USEP3932M	USEP3933	USEP3935M
			
USEP3938M	USEP3940M	USEP3941M	USEP3942M
			
USEP3943M	USEP3944M	USEP3945M	USEP3947

Note: The photos or illustrations shown above are for reference purposes only. It does not suggest or imply that all the referenced pumps are manufactured by US Motor Works.

USEP3947M	USEP3950M	USEP3951M	USEP3952M
USEP3953M	USEP3954M	USEP3956	USEP3956M
USEP3957M	USEP3961	USEP3962M	USEP3963M
USEP3964	USEP3966M	USEP3967M	USEP3968M
USEP3971M	USEP3972M	USEP3973M	USEP3974M


Note: The photos or illustrations shown above are for reference purposes only. It does not suggest or imply that all the referenced pumps are manufactured by US Motor Works.

			
USEP3976M	USEP3978M	USEP3980M	USEP3983
			
USEP3992M	USEP3994M	USEP3995M	USEP3996M
			
USEP7000	USEP7001	USEP7006A	USEP7010
			
USEP7012	USEP7018	USEP7020	USEP7029M
			
USEP7030M	USEP7031	USEP7040	USEP7040M

Note: The photos or illustrations shown above are for reference purposes only. It does not suggest or imply that all the referenced pumps are manufactured by US Motor Works.

USEP7041	USEP7047	USEP7047M	USEP7048
USEP7048M	USEP7049	USEP7049M	USEP7050
USEP7050M	USEP7052	USEP7054	USEP7054M
USEP7055M	USEP7057M	USEP7062	USEP7062M
USEP7063	USEP7063M	USEP7064	USEP7064M

Note: The photos or illustrations shown above are for reference purposes only. It does not suggest or imply that all the referenced pumps are manufactured by US Motor Works.

			
USEP7065	USEP7065M	USEP7068H	USEP7069H
			
USEP7071H	USEP7072	USEP7074H	USEP7075M
			
USEP7076	USEP7077M	USEP7086M	USEP7087M
			
USEP7089M	USEP7091	USEP7093	USEP7093M
			
USEP7094	USEP7094M	USEP7097	USEP7097M

Note: The photos or illustrations shown above are for reference purposes only. It does not suggest or imply that all the referenced pumps are manufactured by US Motor Works.

			
USEP7099M	USEP7100	USEP7100M	USEP7101
			
USEP7101M	USEP7103M	USEP7104M	USEP7111M
			
USEP7113M	USEP7114M	USEP7115M	USEP7116
			
USEP7116M	USEP7117	USEP7117M	USEP7121M
			
USEP7122M	USEP7123M	USEP7124M	USEP7127M




Note: The photos or illustrations shown above are for reference purposes only. It does not suggest or imply that all the referenced pumps are manufactured by US Motor Works.

			
USEP7128M	USEP7129M	USEP7130M	USEP7137
			
USEP7137M	USEP7138M	USEP7141M	USEP7142M
			
USEP7143M	USEP7144M	USEP7146M	USEP7152M
			
USEP7153	USEP7154	USEP7156M	USEP7158M
			
USEP7159M	USEP7160M	USEP7161M	USEP7165M

Note: The photos or illustrations shown above are for reference purposes only. It does not suggest or imply that all the referenced pumps are manufactured by US Motor Works.

USEP7167M	USEP7168M	USEP7169M	USEP7170M
USEP7172M	USEP7180M	USEP7182M	USEP7184M
USEP7185M	USEP7186M	USEP7189M	USEP7190M
USEP7191M	USEP7195M	USEP7196M	USEP7197M
USEP7206	USEP7207	USEP7219M	USEP7221

Note: The photos or illustrations shown above are for reference purposes only. It does not suggest or imply that all the referenced pumps are manufactured by US Motor Works.

 USEP7334	 USEP7359	 USEP8000	 USEP8002
 USEP8011	 USEP8012SP	 USEP8016S	 USEP8016SP
 USEP8023	 USEP8030	 USEP8032	 USEP8048
 USEP8055	 USEP8060	 USEP8061	 USEP8075
 USEP8076	 USEP8077	 USEP8097	 USEP8098

Note: The photos or illustrations shown above are for reference purposes only. It does not suggest or imply that all the referenced pumps are manufactured by US Motor Works.

 <p>USEP8111</p>	 <p>USEP8113</p>	 <p>USEP8114</p>	 <p>USEP8116</p>
 <p>USEP8118</p>	 <p>USEP8119</p>	 <p>USEP8123</p>	 <p>USEP8132</p>
 <p>USEP8138H</p>	 <p>USEP8139</p>	 <p>USEP8146</p>	 <p>USEP8147</p>
 <p>USEP8149</p>	 <p>USEP8150</p>	 <p>USEP8151</p>	 <p>USEP8158</p>
 <p>USEP8175</p>	 <p>USEP8177</p>	 <p>USEP8186</p>	 <p>USEP8190</p>

Note: The photos or illustrations shown above are for reference purposes only. It does not suggest or imply that all the referenced pumps are manufactured by US Motor Works.

			
USEP8200	USEP8211	USEP8213	USEP8218
			
USEP8219	USEP8222	USEP8228	USEP8229
			
USEP8233	USEP8235	USEP8237	USEP8240
			
USEP8244	USEP8244M	USEP8247	USEP8250
			
USEP8254	USEP8255	USEP8271	USEP8272

Note: The photos or illustrations shown above are for reference purposes only. It does not suggest or imply that all the referenced pumps are manufactured by US Motor Works.

			
USEP8286	USEP8289	USEP8305	USEP8307
			
USEP8308	USEP8310	USEP8312	USEP8314
			
USEP8316	USEP8318	USEP8321	USEP8321H
			
USEP8322H	USEP8335	USEP8338H	USEP8341H
			
USEP8343	USEP8348	USEP8349H	USEP8351H

Note: The photos or illustrations shown above are for reference purposes only. It does not suggest or imply that all the referenced pumps are manufactured by US Motor Works.

			
USEP8366M	USEP8368M	USEP8371	USEP8376
			
USEP8381	USEP8382	USEP8392	USEP8393M
			
USEP8394M	USEP8397M	USEP8404	USEP8408M
			
USEP8416M	USEP8418	USEP8419	USEP8421M
			
USEP8428	USEP8432	USEP8450	USEP8454

Note: The photos or illustrations shown above are for reference purposes only. It does not suggest or imply that all the referenced pumps are manufactured by US Motor Works.

USEP8455	USEP8456	USEP8458	USEP8465
USEP8475M	USEP8480	USEP8499	USEP8502M
USEP8503	USEP8513	USEP8516	USEP8527M
USEP8537	USEP8545M	USEP8548	USEP8571
USEP8643	USEP8654M	USEP8688M	USEP8717M





















Note: The photos or illustrations shown above are for reference purposes only. It does not suggest or imply that all the referenced pumps are manufactured by US Motor Works.

 USEP8721M	 USEP8743M	 USEP8778	 USEP8804
 USEP8833M	 USEP8854	 USEP12001M	 USEP12002M
 USEP12003	 USEP12004	 USEP12005	 USEP12006M
 USEP12007	 USEP12008	 USEP12009	 USEP12010
 USEP12011	 USEP12012M	 USEP12013M	 USEP12014

Note: The photos or illustrations shown above are for reference purposes only. It does not suggest or imply that all the referenced pumps are manufactured by US Motor Works.

USEP12015	USEP12016	USEP12017	USEP12018M
USEP12019	USEP12020	USEP12021	USEP12022
USEP12023	USEP12024	USEP12024M	USEP12025
USEP12026	USEP12027	USEP12028S	USEP12029M
USEP12031	USEP12034	USEP12036	USEP12037



Note: The photos or illustrations shown above are for reference purposes only. It does not suggest or imply that all the referenced pumps are manufactured by US Motor Works.

			
USEP12038M	USEP12039M	USEP12040M	USEP12041M
			
USEP12042	USEP12042M	USEP12043	USEP12044
			
USEP12045	USEP12046	USEP12049S	USEP12050M
			
USEP12052	USEP12053M	USEP12054	USEP12058
			
USEP12059	USEP12060	USEP12062M	USEP12065

Note: The photos or illustrations shown above are for reference purposes only. It does not suggest or imply that all the referenced pumps are manufactured by US Motor Works.

USEP12067	USEP12075	USEP12076	USEP12078
USEP12079	USEP12080	USEP12081	USEP12083
USEP12084M	USEP12085	USEP12086	USEP12087
USEP12088	USEP12210S	USEP12211	USEP12214M
USEP12215M	USEP12216H	USEP12218M	USEP12221

Note: The photos or illustrations shown above are for reference purposes only. It does not suggest or imply that all the referenced pumps are manufactured by US Motor Works.



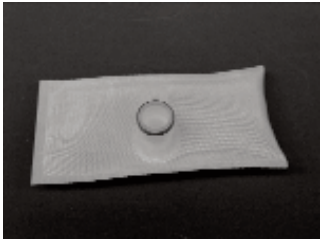

















 <p>USEP12222M</p>	 <p>USEP12237M</p>		

Note: The photos or illustrations shown above are for reference purposes only. It does not suggest or imply that all the referenced pumps are manufactured by US Motor Works.


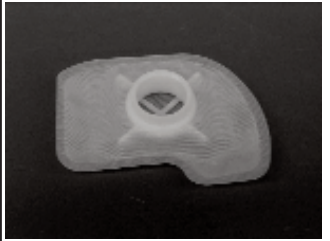







IDENTIFICATION

12-1-5	12-10-5	12-10238-5	12-103-5
12-117-5	12-120-5	12-130-5	12-131-5
12-140-5	12-141-5	12-147-5	12-152-5
12-154-5	12-158-5	12-160-5	12-162-5
12-164-5	12-165-5	12-168-5	12-170-5

Note: The photos or illustrations shown above are for reference purposes only. It does not suggest or imply that all the referenced pumps are manufactured by US Motor Works.

			
12-173-5	12-174-5	12-175-5	12-178-5
			
12-182-5	12-194-5	12-196-5	12-215-5
			
12-217-5	12-22-5	12-220-5	12-225-5
			
12-229-5	12-241-5	12-242-5	12-29-5
			
12-3-5	12-30-5	12-300-5	12-301-5

Note: The photos or illustrations shown above are for reference purposes only. It does not suggest or imply that all the referenced pumps are manufactured by US Motor Works.

 <p>12-307-5</p>	 <p>12-309-5</p>	 <p>12-312-5</p>	 <p>12-38-5</p>
 <p>12-515-5</p>	 <p>12-9-5</p>	 <p>12-S1-5</p>	 <p>12-S4-5</p>
 <p>FR02</p>			

Note: The photos or illustrations shown above are for reference purposes only. It does not suggest or imply that all the referenced pumps are manufactured by US Motor Works.



DNV BUSINESS ASSURANCE MANAGEMENT SYSTEM CERTIFICATE

Certificate No. 86529-2010-AQ-USA-ANAB

This is to certify that

US Motor Works

at

14722 Anson Avenue, Santa Fe Springs, CA 90670 USA

has been found to conform to the Management System Standard:

ISO 9001:2008

This Certificate is valid for the following product or service ranges:

Manufacturing of Automotive Components for OEM and Aftermarket Products.

Initial Certification date:

October 18, 2010

This Certificate is valid until:

October 18, 2016

The audit has been performed under the supervision of

Roy Celestino
Lead Auditor

Place and date:

Houston, Texas, October 18, 2013

for the Accredited Unit:

**DET NORSKE VERITAS
CERTIFICATION INC., HOUSTON TEXAS**

John Stefan
Management Representative

Lack of fulfillment of conditions as set out in the Certification Agreement may render this Certificate invalid.

ACCREDITED UNIT: DET NORSKE VERITAS CERTIFICATION, INC 1400 RAVELLO DRIVE, 77449, KATY, TX, USA. TEL: 281-396-1000, www.dnvcert.com



1995

US Motor Works was founded in
Commerce, CA

1999

Moved to Cerritos, CA and Began
Making Fan Clutches

2006

Experiences 40% Annual Growth and
Expanded Its Facilities

2007

Opened Engineering Facility
in China

2009

Moved to Santa Fe Springs, CA

2011

Timing Kits with Water Pumps
are Added

1997

Scaled Up Manufacturing of Water
Pumps to 30,000/month

2005

Entered into Joint Venture with
Manufacturers Abroad

2007

Production Reached One Million
Water Pumps per Year

2008

Development and Distribution
of Electric Fuel Pumps

2010

Became ISO 9001:2008 Certified

2012

Launched Domestic Ad Campaign

2014

Heavy Duty Line Expanded to Include Oil
Pumps and Mechanical Transfer Pumps



US MOTOR WORKS, LLC
14722 Anson Avenue
Santa Fe Springs, CA 90670 USA
Tel: 562-404-0488
Fax: 562-404-8770
INFO@USMOTORWORKS.COM
WWW.USMOTORWORKS.COM

