



<http://www.defi-shop.com/>



NS NIPPON SEIKI CO.,LTD.

190-1 Fujihashi 1-chome, Nagaoka-shi, Niigata 940-2141 JAPAN

Specifications may be changed without notice in order to improve performance.
Products may slightly differ from photographs.



[Defi Website]



00.00-00K

TABLE OF CONTENTS

- 01 USDM ADVANCE BF
- 02 USDM Racer Gauge
- 03 USDM / JDM ADVANCE ZD / ZD CSP
- 04 PREMIUM JDM ADVANCE C2 / RS
- 05 JDM ADVANCE CR
- 06 JDM ADVANCE BF
- 07 JDM Racer Gauge
- 09 DIN Gauge
- 10 Dimension / Optional Parts

USDM ADVANCE BF

Main Features

- The advanced system (interactive communication) is implemented.
- Operation from distance is enabled using a remote control switch unit.
- Flat glass, high-definition scale and long, narrow pointer provides accurate indication and high visibility.
- The opening mode and ending mode can be selected from two variations.
- To install additional gauges, you can just make connection between gauges and attach the wire from the sensor to the advance control unit.
- Our original stepping motor is used to enable a smooth, instantaneous response to high performance sport driving.
- The microcontroller calibrates up to 270° of deflection angle in 3072 to 4600 segments (0.088° to 0.059°) and provides accurate vehicle information.
- Self-diagnosis function detects a disconnection of wire, short circuit and communication error, and indicates the error condition with the warning LED.
- A warning value (arbitrary) can be set. Buzzer sounds when the warning LED (red) is turned on (buzzer sound can be turned on/off).
- Data obtained during driving (peak value and warning value) can be stored up to three minutes, and the data can be replayed after driving.
- A dedicated mounting bracket and meter cup are provided as standard equipment.
- With both fuel pressure gauge and turbo installed, differential pressure can be displayed on the fuel pressure gauge.



The features of ADVANCE BF

- The gauges illuminate by turning the ignition on.



Product Specifications

- Power Supply Voltage: Supplied from Defi-Link ADVANCE Control Unit
- Display Range

Boost	-30inHg~+29PSI	Water Temp.	68~248°F
Oil Press.	0~145PSI	Exhaust Temp.	392~2010°F
Fuel Press.	0~87PSI	Tachometer	0~9000rpm
Oil Temp.	122~302°F		0~11000rpm

Racer Gauge Series



Main Features

- Stepping Motor "STEP MASTER VS-2" for $\phi 52$ and $\phi 60$, and STEP MASTER STS26A" for $\phi 80$ provides smooth operation.
- Ignition ON initiates self-luminescence gauge. • Illumination using high-brightness LEDs • Lightning-like Opening / Closing mode
- Self-diagnostics function monitors both sensor disconnection and short-circuiting during startup. • Full 270° sweep dial provides ultimate visibility.
- A mounting bracket and instrument case is provided with the product. • The red triangle of the regular position bezel can be used as a warning indicator and others.

USDM



Product Specifications

- [$\phi 52$ & $\phi 60$ BOOST, PRESS., TEMP., E.G.T., VOLT / $\phi 80$ TACHO]
- Power Supply Voltage: DC10~15V (for 12V Vehicle)
- Current consumption:

[$\phi 52$ & $\phi 60$]	+B line MAX 0.12A (Dark current 0mA)	[$\phi 80$]	+B line MAX 0.4A (Dark current 0mA)
	IGN line MAX 0.12A		IGN line MAX 0.4A
	ILM line MAX 2mA		ILM line MAX 2mA
- Operational Temperature Range: -20 to +60°C, -4 to +140°F (under 80% relative humidity)
- Storage Temperature Range: -30 to +80°C, -22 to +176°F (under 80% relative humidity)

$\phi 80$ Tachometer



Features for only $\phi 80$ tachometer

- Adjustable brightness • Dual warnings of light and buzzer • Exclusive large-sized indicator
- Peak memory function • Detachable switch unit



- Applicable Number of Cylinders(Tacho): 1-2-3-4-5-6-8
- Display Range:

BOOST	-30inHg~30PSI
PRESS.	0~140PSI
TEMP.	100~300°F
E.G.T.	400~2,000°F
VOLT	10~15V
TACHO	0~9,000RPM, 0~11,000RPM

Defi-Link ADVANCE Control Unit



Defi-Link ADVANCE Control Unit DF07703

- Gauges can be controlled from distance by the switch unit with illumination.
- LED indicator to check the wiring for power source is mounted.
- ADVANCE Control Unit is threadably mountable.

Applicable products Defi-Link ADVANCE SYSTEM series

Applicable number of cylinders 1-2-3-4-5-6-8

Product Specifications

- Power Supply Voltage: 10V~16V DC(For 12V vehicle)
- Current consumption:

Maximum value in case 7 gauges are connected	+B line 2A(IGN ON)
	5mA(IGN OFF)
	ILM line 800mA
- Applicable number of cylinders: 1-2-3-4-5-6-8

[ADVANCE Series connection diagram]



One advance control unit can control up to 7 gauges.

※ Do not connect more than one gauge of the same variety.

⚠ The products of Defi-Link ADVANCE SYSTEM cannot be connected with the products of Defi-link System. Sensor attachments (1/8PT) are necessary to install oil press, fuel press, oil temp, and water temp sensors. Defi-Link Meter USDM ADVANCE BF need to be used with the ADVANCE control unit. Do not connect more than one gauge of the same variety. (Ex. You can NOT connect 2 turbo gauges together.)

⚠ ※ Racer Gauge is standalone. Control Unit is unnecessary. ※ Commercial sensor attachments of screw size 1/8PT are necessary to install pressure and temperature sensors. ※ Racer Gauge cannot be linked to the Defi-Link System and the ADVANCE SYSTEM. ※ All photographs are composite.

Defi-Link Meter ADVANCE ZD



Defi-Link Meter ADVANCE ZD
●DF09701

Defi-Link Meter ADVANCE ZD Club Sports Package ●DF09703



●Main Features
Defi-Link Meter ADVANCE ZD Club Sports Package consists of ADVANCE ZD, ADVANCE Control Unit, oil pressure sensor set, oil temperature sensor set, and water temperature sensor set. Club Sports Package can be purchased at the set pricing.

⚠ To display fuel pressure, exhaust temperature, and differential pressure, sensors and sensor wires are necessary to be purchased separately.
If ADVANCE Control Unit is already installed, purchase ADVANCE ZD and sensors and sensor wires separately.



⚠ The products of Defi-Link ADVANCE SYSTEM cannot be connected with the products of Defi-link System. ADVANCE ZD cannot display turbo or intake manifold pressure. Defi-Link Meter ADVANCE ZD needs to be used with the ADVANCE control unit.

●Main Features

- Interactive communication advanced system is implemented.
- The display is high-brightness and high-definition OLED made by Nippon Seiki.
- By connecting this product to the ADVANCE system, the illumination of ADVANCE BF and CR gauges is controlled automatically.
- Time of 0-100km/h(60MPH) and 0-200km/h(100MPH) can be measured.
- Warm-up mode is equipped to guard engine.
- Opening and ending mode can be selected from 2 variations.
- Self-diagnosis system detects a disconnection of wire, short circuit and communication error, and indicates the error condition.
- Warning value can be set. The display is highlighted and buzzer sounds during warning. (The buzzer can be set ON/OFF.)
- Data obtained during driving (including peak value and warning value) can be stored up to 3 minutes, and the data can be replayed after driving.
- When both fuel pressure sensor and turbo sensor installed, differential pressure can be displayed.
- Display pattern can be selected from 4 display modes. (Maximum 6 items can be displayed all together on one GAUGE display.)
- The display items and the layout can be changed.
- Equipped with sequential indicator with 8 LEDs.
- Equipped with clock and alarm functions.
- Mounting angles are more flexible than conventional products.
- Equipped with odometer and trip meter
- Oil, water, and exhaust temperatures can be displayed from 0°C (32°F).
- Graphic animation plays during idling(Special mode).
- Values can be displayed in SI units(metric) and US units(imperial).



ADVANCE ZD

●Product Specifications

Power supply voltage	10V to 16V DC (for 12V vehicles)	
ADVANCE Control unit	+B line	2A (IGN ON)
	Current consumption (Maximum value obtained when connecting 7 gauges or ZDs)	5mA (IGN OFF)
	ILM line	800mA
Operation temperature range	-20~+60°C, -4~+140°F (Under 80% relative umidity)	
Storage temperature range	-30~+80°C, -22~+176°F (Under 80% relative humidity)	
Display range	Speed	0~400km/h (0~240MPH)
	Tachometer	0~11,000rpm
※To display OP1 through OP5, the sensor sets for OP1 through OP5 need to be purchased separately. ※ADVANCE CR or ADVANCE BF gauges are already installed, the sensor sets are not necessary to be purchased separately. ※Sensor sets for OP1, 3, and 4 are included in CSP.	OP1※#	Oil Pressure 0~1,000kPa (0~145PSI)
	OP2※	Fuel Pressure 0~600kPa (0~87PSI)
	OP3※#	Oil Temperature 0~150°C (32~302°F)
	OP4※#	Water Temperature 0~150°C (32~302°F)
	OP5※	Exhaust temperature 0~1,100°C (32~2,010°F)
	Volt	10~16V
	Clock	12 hours display
Applicable speed pulse	2.4~8.16pulse (mainly for Japanese vehicles) Pulse free setting: 1,274~16,562pulse/km, 2,051~26,665pulse/mile (corresponds to 2~26pulse)	
Applicable number of cylinders	1-2-3-4-5-6-8 (4cycle)	
Weight	400g, 0.9lb (including box, mounting parts, wires, and accessories)	

Parts Name	Parts No.
OP1※#	AD oil press. sensor set PDF08106SS
OP2※	AD fuel press. sensor set PDF08205SS
OP3※#	AD oil temp. sensor set PDF08305SS
OP4※#	AD water temp. sensor set PDF08405SS
OP5※	AD egt temp. sensor set PDF08505SS

Cool & Cute Defi-Link Meter ADVANCE C2 Series

- Interactive communication advanced system is implemented.
- The color can be chosen from blue and pink. *The illumination color cannot be changed.
- Silver-coated Regular Position Bezel is attached.
- Three different looks consisted of IGN OFF, IGN ON, and night illumination



OIL P. φ60
●DF12801
●DF12802

IN-M.F.P. φ60
●DF12701
●DF12702

WATER T. φ60
●DF13101
●DF13102

OIL T. φ60
●DF13001
●DF13002

OIL P. φ60
●DF12801
●DF12802

WATER T. φ60
●DF13101
●DF13102

OIL T. φ52 DF13901

WATER T. φ52 DF14001

TURBO Max200kPa φ60 DF13501

IN-M.F.P. φ52 DF13601

TURBO Max200kPa φ60
●DF12601
●DF12602

FUEL P. φ60
●DF12901
●DF12902

EXT. T. φ60
●DF13201
●DF13202

TACHOMETER 0-9000RPM φ80
●DF13301
●DF13302

TACHOMETER 0-11000RPM φ80
●DF13401
●DF13402

Neo 硬派 RacingSports Defi-Link Meter ADVANCE RS Series

- Interactive communication advanced system is implemented.
- The illumination color is green and warm white. The two colors can be switched.
- The brightness is turned down to make a nostalgic mood.
- Nippon Seiki's NS logo is printed on the dial face instead of Defi logo. It's because the NS logo used to be printed on our OEM gauges.
- The needle pointer is white while the illumination is OFF and red while the illumination is ON.
- 80mm tachometer is under development and will be released later.

TURBO Max200kPa φ52 DF13501

IN-M.F.P. φ52 DF13601

OIL P. φ52 DF13701

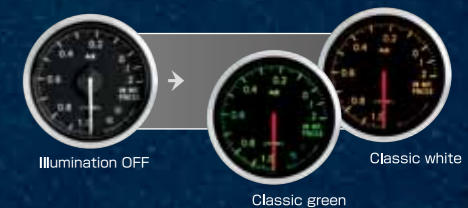
FUEL P. φ52 DF13801

OIL T. φ52 DF13901

WATER T. φ52 DF14001

EXT. T. φ52 DF14101

●The features of ADVANCE RS
■The night illumination color is switchable between two colors.



⚠ The product of Defi-Link ADVANCE SYSTEM cannot be connected with the product of Defi-Link SYSTEM. It is not compatible with the product of Defi-Link SYSTEM. Sensors are common in ADVANCE SYSTEM and Defi-Link System except turbo sensor, but sensor wires are not common. The products of Defi-Link ADVANCE SYSTEM cannot be connected with the products of Defi-link System. Sensor attachments (1/8PT) are necessary to install oil press, fuel press, oil temp, and water temp sensors. Defi-Link Meter ADVANCE CR and BF, ZD, C2, RS need to be used with the ADVANCE control unit. Do not connect more than one gauge of the same variety. (Ex. You can NOT connect 2 turbo gauges together.)

ADVANCE SYSTEM

Main Features

- The advanced system (interactive communication) is implemented.
- Operation from distance is enabled using a remote control switch unit.
- Flat glass, high-definition scale and long, narrow pointer provides accurate indication and high visibility.
- The opening mode and ending mode can be selected from two variations.
- To install additional gauges, you can just make connection between gauges and attach the wire from the sensor to the advance control unit.
- Our original stepping motor is used to enable a smooth, instantaneous response to high performance sport driving.
- The microcontroller calibrates up to 270° of deflection angle in 3072 to 4600 segments (0.088° to 0.059°) and provides accurate vehicle information.

- Self-diagnosis function detects a disconnection of wire, short circuit and communication error, and indicates the error condition with the warning LED.
- A warning value (arbitrary) can be set. Buzzer sounds when the warning LED (red) is turned on (buzzer sound can be turned on/off).
- Data obtained during driving (peak value and warning value) can be stored up to three minutes, and the data can be replayed after driving.
- A dedicated mounting bracket and meter cup are provided as standard equipment.
- With both fuel pressure gauge and turbo installed, differential pressure can be displayed on the fuel pressure gauge.



Defi-Link Meter ADVANCE CR


- The opening mode and ending mode can be selected from two variations designed for ADVANCE CR.
- The illumination at night can be switched between two different colors (white dial: amber red/blue, black dial: white/amber red)
- The outer edge of the glass is illuminated in red in a ring shape at night.
- A regular position bezel is included as standard equipment.



Defi-Link Meter ADVANCE BF

- The opening mode and ending mode can be selected from two variations designed for ADVANCE BF.
- The light-emitting gauge always provides clear visibility with high contrast.
- Brightness can be adjusted by selecting from five levels for daytime and nighttime separately (nighttime dimming cancellation function is available).

[ADVANCE Series connection diagram]



White Dial > ● Black Dial > ○



△ The outer edge of the glass is not illuminated and the change of illumination color is not available on ADVANCE BF gauges.

White Model > ● Amber Red Model > ● Blue Model > ●



TURBO / Max200kPa
●DF07801 ○DF07802



TURBO / Max200kPa
●DF08601 ○DF08602



TURBO / Max120kPa
●DF08701 ○DF08702



IN-M.F.P.
●DF08801 ○DF08802



TURBO / Max200kPa
●DF09901 ●DF09902 ●DF09903



TURBO / Max120kPa
●DF10001 ●DF10002 ●DF10003



IN-M.F.P.
●DF10101 ●DF10102 ●DF10103



OIL P.
●DF08101 ○DF08102



OIL P.
●DF08901 ○DF08902



FUEL P.
●DF09001 ○DF09002



OIL T.
●DF09101 ○DF09102



OIL P.
●DF10201 ●DF10202 ●DF10203



FUEL P.
●DF10301 ●DF10302 ●DF10303



OIL T.
●DF10401 ●DF10402 ●DF10403



OIL T.
●DF08301 ○DF08302



WATER T.
●DF09201 ○DF09202



EXT. T.
●DF09301 ○DF09302



TACHOMETER
●DF09403 ○DF09404



WATER T.
●DF10501 ●DF10502 ●DF10503



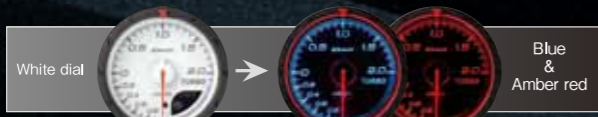
EXT. T.
●DF10601 ●DF10602 ●DF10603



TACHOMETER
●DF10701 ●DF10702 ●DF10703



WATER T.
●DF08401 ○DF08402



80 TACHOMETER



0-9000RPM
●DF10901 ●DF10902 ●DF10903



0-11000RPM
●DF11001 ●DF11002 ●DF11003

ADVANCE BF Blue models



Defi-Link ADVANCE Control Unit ●DF07703

- Gauges can be controlled from distance by the switch unit with illumination.
- LED indicator to check the wiring for power source is mounted.
- ADVANCE Control Unit is threadably mountable.

Applicable products Defi-Link ADVANCE SYSTEM series

Applicable number of cylinders 1·2·3·4·5·6·8

Product Specifications

- Power Supply Voltage: 10V~16V DC(For 12V vehicle)
- Current consumption: Maximum value in case 7 gauges are connected +B line 2A(IGN ON) 5mA(IGN OFF) ILM line 800mA
- Applicable number of cylinders: 1·2·3·4·5·6·8

Product Specifications

- Power Supply Voltage: Supplied from Defi-Link ADVANCE Control Unit

Display Range

- Turbo -100kPa~+200kPa
- Turbo -100kPa~+120kPa
- Intake Manifold Press. -100kPa~+20kPa
- Oil Press. 0~1000kPa
- Fuel Press. 0~600kPa

- Oil Temp. 50~150°C
- Water Temp. 20~120°C
- Exhaust Temp. 200~1100°C
- Tachometer (Φ60, Φ80) 0~9000rpm
- Tachometer (Φ80 only) 0~11000rpm



Racer Gauge Series

- Stepping Motor "STEP MASTER VS-2" for $\Phi 52$ and 60 , and STEP MASTER STS26A" for $\Phi 80$ provides smooth operation.
- Ignition ON initiates self-luminescence gauge. • Illumination using high-brightness LEDs • Lightning-like Opening / Closing mode
- Self-diagnostics function monitors both sensor disconnection and short-circuiting during startup. • Full 270° sweep dial provides ultimate visibility.
- A mounting bracket and instrument case is provided with the product. • The red triangle of the regular position bezel can be used as a warning indicator and others.

SI Model



Blue Racer Gauge

TURBO



$\Phi 52$ DF06504 $\Phi 60$ DF11504

PRESS.



$\Phi 52$ DF06604 $\Phi 60$ DF11604

TEMP. / 温度計



$\Phi 52$ DF06704 $\Phi 60$ DF11704

EXT.T.



$\Phi 52$ DF06804 $\Phi 60$ DF11804

VOLT



$\Phi 52$ DF07004 $\Phi 60$ DF11901

Red Racer Gauge

TURBO



$\Phi 52$ DF06505 $\Phi 60$ DF11505

PRESS.



$\Phi 52$ DF06605 $\Phi 60$ DF11605

TEMP. / 温度計



$\Phi 52$ DF06705 $\Phi 60$ DF11705

EXT.T.



$\Phi 52$ DF06805 $\Phi 60$ DF11805

VOLT



$\Phi 52$ DF07005 $\Phi 60$ DF11902

White Racer Gauge

TURBO



$\Phi 52$ DF06506 $\Phi 60$ DF11506

PRESS.



$\Phi 52$ DF06606 $\Phi 60$ DF11606

TEMP. / 温度計



$\Phi 52$ DF06706 $\Phi 60$ DF11706

EXT.T.



$\Phi 52$ DF06806 $\Phi 60$ DF11806

VOLT



$\Phi 52$ DF07006 $\Phi 60$ DF11903

$\Phi 80$ Tachometer



Features for only $\Phi 80$ tachometer

- Adjustable brightness
- Dual warnings of light and buzzer
- Exclusive large-sized indicator
- Peak memory function
- Detachable switch unit



$\Phi 80$ 0-9000RPM
DF12001

$\Phi 80$ 0-11000RPM
DF12101



$\Phi 80$ 0-9000RPM
DF12002

$\Phi 80$ 0-11000RPM
DF12102



$\Phi 80$ 0-9000RPM
DF12003

$\Phi 80$ 0-11000RPM
DF12103

IGNITION OFF

$\Phi 52$

$\Phi 60$

$\Phi 80$ Tachometer



Switch


The large-sized switch unit with light is fixable on the gauge and is also detachable.



Blue Racer Gauge Red Racer Gauge White Racer Gauge

Indicator

The exclusive large-sized indicator which lights in green and red enhances the visibility of warnings in addition to the warning LED in the gauge.



OFF SET1 Green SET2 Red

Product Specifications

[$\Phi 52$ & $\Phi 60$ TURBO, PRESS., TEMP., EXT.T., VOLT / $\Phi 80$ TACHO]

■ Power Supply Voltage: DC10~15V (for 12V Vehicle)

■ Current consumption:

[$\Phi 52$ & $\Phi 60$] +B line MAX 0.12A (Dark current 0mA) [$\Phi 80$] +B line MAX 0.4A (Dark current 0mA)
IGN line MAX 0.12A IGN line MAX 0.4A
ILM line MAX 2mA ILM line MAX 2mA

■ Operational Temperature Range:
-20 to +60°C (under 80% relative humidity)

■ Storage Temperature Range:
-30 to +80°C (under 80% relative humidity)

■ Applicable Number of Cylinders(Tacho): 1-2-3-4-5-6-8

■ Display Range:

TURBO -100kPa~+200kPa
PRESS. 0~1000kPa
TEMP. 30~150°C
EXT.T. 200~1100°C
VOLT 10~15V
TACHO 0~9,000RPM, 0~11,000RPM



※Racer Gauge is standalone. Control Unit is unnecessary. ※Commercial sensor attachments of screw size 1/8PT are necessary to install pressure and temperature sensors.
※Racer Gauge cannot be linked to the Defi-Link System and the ADVANCE SYSTEM. ※All photographs are composite.

DIN-Gauge



Main Features

- Three gauges are fitted into one DIN size.
- The front cover of the gauge has flat face glass.
- Opening and Closing mode : The instrument needle pointers of the three gauges move sequentially.
- Three Gauges are angled towards the driver(Right-hand driver) for a higher level of visibility.
- Stepping motor
 - Maximum angle 270° controlled by the microcomputer up to 4,600 divisions(0.059°)to provide high precision in the accuracy of information generated.
 - Quick Response
- The lights are produced from high intensity LED lamps.

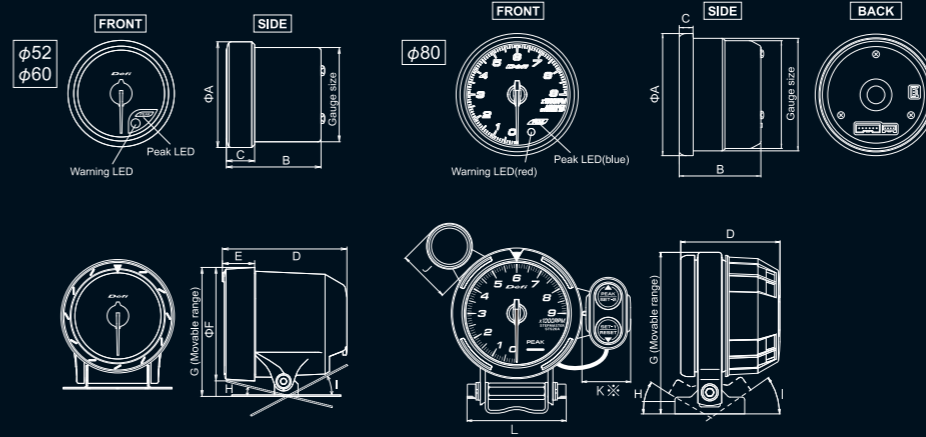
Product Specifications

- Power Supply Voltage : DC 10V~15V (For 12V vehicles)
- Current Consumption : +B line MAX 0.5A (Dark current 0mA)
 - IGN line MAX 0.5A
 - ILM line MAX 0.2A
- Display Range : TEMP.1 30~150°C
TEMP.2 50~150°C
PRESS 0~1,000kPa
- Sensor Thread Size : TEMP. Sensor 1/8PT
PRESS. Sensor 1/8PT
- Dimensions : 7(W)×4 3/8(D)×2(H)inches , 178(W)×112(D)×50(H)mm
- Gross Weight : 970g, 2 lb. (including DIN-Gauge, harnesses, parts, package)

	DAY	NIGHT
<ul style="list-style-type: none"> ● DF14401 White illumination at nighttime 		
<ul style="list-style-type: none"> ● DF14402 Amber Red illumination at nighttime 		
<ul style="list-style-type: none"> ● DF14403 White illumination at nighttime 		
<ul style="list-style-type: none"> ● DF14404 Amber Red illumination at nighttime 		

⚠ ※DIN-Gauge can not be connected to the Defi-Link System and the ADVANCE SYSTEM.

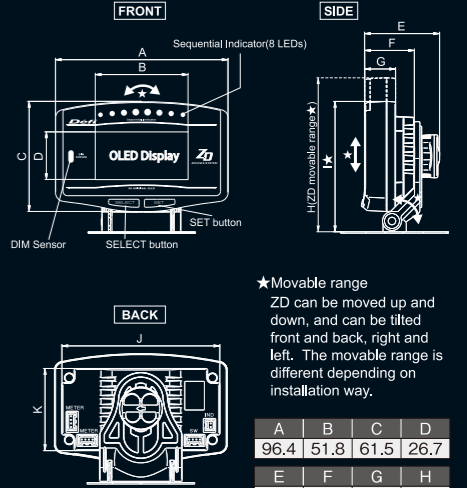
Defi-Link Meter ADVANCE CR / BF / C2 / RS Racer Gauge



Gauge size	A	B	C	D	E	F	G	H	I	J	K※	L
φ52	58.3	52.2	15.5	68.6	17.8	62.5	69.6~71.1	15°	28°	—	—	—
φ60	66.3	52.2	15.5	68.6	17.8	70.5	77.6~79.1	15°	32°	—	—	—
φ60(w/o RPB)	66.3	52.2	15.5	66	—	—	75.5~77	18°	32°	—	—	—
φ80(w/o RPB)	86.8	58	9.9	71	—	—	112~116	30°	35°	36.9	34.2	69.2

※Only for φ80 tachometer
■Unit [mm] (1mm=0.039in.)

ADVANCE ZD

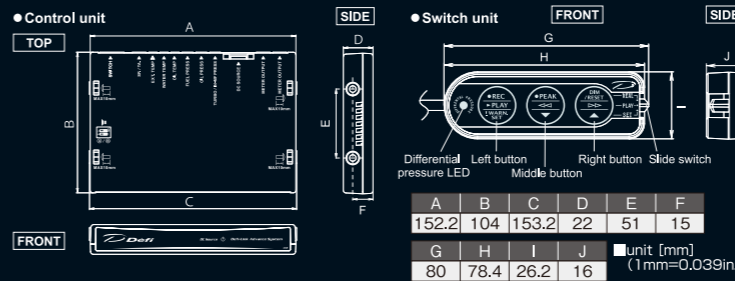


★Movable range
ZD can be moved up and down, and can be tilted front and back, right and left. The movable range is different depending on installation way.

A	B	C	D
96.4	51.8	61.5	26.7
E	F	G	H
42	27.8	17.3	86
I	J	K	
73	88.2	45.9	

■Unit [mm] (1mm=0.039in.)

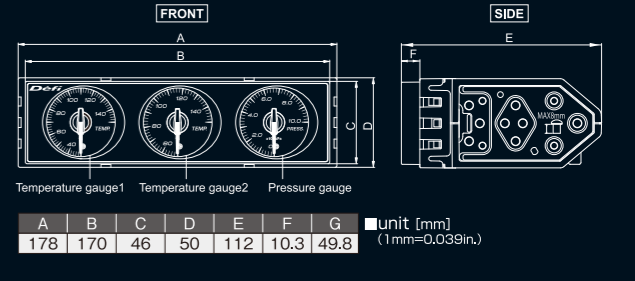
Defi-Link ADVANCE Control Unit



A	B	C	D	E	F
152.2	104	153.2	22	51	15
G	H	I	J		
80	78.4	26.2	16		

■Unit [mm] (1mm=0.039in.)

DIN-Gauge



A	B	C	D	E	F	G
178	170	46	50	112	10.3	49.8

■Unit [mm] (1mm=0.039in.)

Defi Regular Position Bezel Defi Regular Position Bezel

<ul style="list-style-type: none"> ■ ADVANCE CR/BF For φ52 ●PDF07812G For φ60 ●PDF08607G 	<ul style="list-style-type: none"> ■ Racer Gauge/Defi-Link Meter For φ52 ●DF06201 For φ60 ●DF06901 	<ul style="list-style-type: none"> ■ φ80 Tachometer For φ80 ●PDF07105G
<p>【Applicable products】 ADVANCE Series φ52, φ60</p>	<p>【Applicable products】 Racer Gauge φ52, φ60 Defi-Link Meter Series φ52, φ60</p>	

⚠ RPB and Single Visor cannot be mounted together.

Defi-Link ADVANCE Tacho Indicator



Defi-Link ADVANCE φ80 Tachometer indicator
●PDF07108I

【Applicable products】
ADVANCE φ80 Tachometer

The exclusive large-sized indicator which lights in green and red enhances the visibility of warnings in addition to the warning LED in the gauge.

Specifications: The power supply and the signals are supplied by the gauge.
Dimensions: 32.2(W)×78.0(D)×41.6(H)mm
The wire is 20cm.

⚠ The indicator is not stand-alone.

Defi Single Meter Visor



Defi Single Meter Visor
For φ52 ●DF11101 For φ60 ●DF11201

【Applicable products】
ADVANCE Series φ52, φ60
Racer Gauge φ52, φ60
Defi-Link Meter Series φ52, φ60

Single Meter Visor reduces the outdoor daylight reflected to the gauge and prevents the reflection of the gauge to the windshield at night.

⚠ Single Visor and RPB cannot be mounted together.

Defi-Link ADVANCE Indicator



Defi-Link ADVANCE Indicator
●DF09601


【Applicable products】
ADVANCE Series φ52, φ60

■Small, light weight, and clear brightness.
■Blinks simultaneously with ADVANCE Gauges.

Specifications: The power supply and the signals are supplied by the gauge.
Dimensions: 27.6(W)×55.8(D)×31.5(H)mm
Two wires (1m, 15cm) are included.

⚠ The indicator is not stand-alone.

Defi Fitting Kit



Defi Fitting Kit
●DF09501

【Applicable products】
ADVANCE Series φ52, φ60
Defi-Link Meter Series φ52, φ60
Racer Gauge φ52

Free fitting for mounting on pillar or steering column.

⚠ Drilling is necessary for screw clamp.